

Docket	:	<u>A.24-01-002 et al.</u>
Exhibit Number	:	<u>Cal Adv - #</u>
Commissioner	:	<u>Darcie L. Houck</u>
Administrative Law Judge	:	<u>Margery Melvin</u>
Public Advocates Office	:	<u>Ama Serwaa</u>
Witness(es)	:	_____



**PUBLIC ADVOCATES OFFICE
CALIFORNIA PUBLIC UTILITIES COMMISSION**

**REPORT AND RECOMENDATIONS
ON
CUSTOMER SERVICE, ENVIRONMENTAL
SOCIAL JUSTICE & ACTION PLAN,
AND ADMINISTRATIVE & GENERAL
OTHER EXPENSES**

San Francisco, California
July 24, 2024

TABLE OF CONTENTS

	<u>Page</u>
MEMORANDUM.....	1
CHAPTER 1 - AVR & PARK CUSTOMER SERVICE.....	1-1
I. INTRODUCTION.....	1-1
II. SUMMARY OF RECOMMENDATIONS.....	1-1
III. ANALYSIS	1-1
A. AVR GO 103-A Compliance	1-1
B. AVR’s Safety Program.....	1-5
C. Park Water GO 103-A Compliance	1-5
D. Park Water Safety Program.....	1-6
IV. CONCLUSION	1-7
CHAPTER 2 - ENVIRONMENTAL SOCIAL JUSTICE AND ACTION PLAN.....	2-1
I. INTRODUCTION.....	2-1
II. SUMMARY OF RECOMMENDATIONS.....	2-1
III. ANALYSIS	2-1
A. The Customer Assistance Program	2-1
B. The Toilet Replacement Program	2-2
C. The Installation of HECW with So Cal Gas	2-5
D. The Emergency Leak Repair Program.....	2-6
IV. CONCLUSION	2-7
CHAPTER 3 AVR & PARK ADMINISTRATIVE & GENERAL OTHER EXPENSES	3-1
I. INTRODUCTION.....	3-1
II. SUMMARY OF RECCOMENDATIONS	3-1
III. ANALYSIS	3-1
A. Unreasonable Expenses.....	3-2
B. AVR & Park Telemetry Account.....	3-5
IV. CONCLUSION	3-5

Appendix A : Statement of Qualifications

Appendix B : Liberty's Response To Cal Advocates Data Request

Appendix C : Park & AVR Expense Receipts

1 **MEMORANDUM**

2 The Public Advocates Office at the California Public Utilities Commission (“Cal
3 Advocates”) examined application material, data request responses, and other
4 information presented by Liberty Utilities Park Water Company (“Park”) and Liberty
5 Utilities Apple Valley Ranchos Water Company (“AVR”) in Application (“A.”)
6 24-01-002 and 24-01-003 to provide the California Public Utilities Commission
7 (“Commission” or “CPUC”) with recommendations in the interests of ratepayers for safe
8 and reliable service at the lowest cost. Ama Serwaa prepared this report under the
9 general supervision of Program Manager Richard Rauschmeier, Program & Project
10 Supervisor Hani Moussa, and Project Lead Suliman Ibrahim. Peter Chau is Cal
11 Advocates legal counsel.

12 Although every effort was made to comprehensively review, analyze, and provide
13 the Commission with recommendations on each ratemaking and policy aspect presented
14 in the Application, the absence from Cal Advocates’ testimony of any particular issue
15 connotes neither agreement nor disagreement of the underlying request, methodology, or
16 policy position related to that issue.

Chapter #	Description	Witness
1	AVR & Park Customer Service	Ama Serwaa
2	Environmental Social Justice & Action Plan	Ama Serwaa
3	AVR & Park Administrative & General Other Expenses	Ama Serwaa

17

1 **CHAPTER 1 - AVR & PARK CUSTOMER SERVICE**

2 **I. INTRODUCTION**

3 This chapter presents Cal Advocates’ analysis and recommendations for Park and
4 AVR’s customer service and reporting standards. Cal Advocates reviewed Results of
5 Operation, testimony, historical data and data requests responses in developing its
6 recommendations.

7 **II. SUMMARY OF RECOMMENDATIONS**

8 In order to ensure Park and AVR provide adequate customer service and comply
9 with General Order (GO) 103-A standards, the Commission should:

- 10 1. Require Park and AVR to develop and implement a plan to bring its call
11 answer performance measure into compliance with GO 103-A standards
12 before its next general rate case (GRC).
- 13 2. Require Park and AVR to develop and implement a plan to bring its
14 abandoned call rate performance measure into compliance with GO
15 103-A standards before its next GRC.
- 16 3. Require Park and AVR to develop and implement new processes to
17 bring its customer requested work completion performance measure into
18 compliance with GO- 103A standards before its next GRC.

19 **III. ANALYSIS**

20 **A. AVR GO 103-A Compliance**

21 GO-103A requires annual reporting performance on customer service quality
22 standards. AVR failed to meet the call answer performance measure¹, abandoned call
23 rate performance measure² and customer requested work completion performance
24 ³measure. AVR’s call answer performance shows a downwards trend dropping to 74% in

¹ Percentage of customers reaching a utility representative during normal business hours within 30 seconds after requesting to speak with a customer service representative.

² Percentage of calls abandoned before reaching a utility representative requested by a customer during normal business hours.

³ Percentage of customer requested work not completed on or before the scheduled date, i.e. the percentage of jobs resulting from customer requests for meter turn-ons, meter read over, disconnects and reconnects that are not completed on or before the scheduled date.

1 2023 below the required 80% standard. AVR’s 2023 abandoned call rate of 8% also
2 failed to meet the 5% standard set by the Commission as seen in Table 1-1.⁴

3 AVR’s failure to meet both telephone performance standards⁵ for 2023 is
4 problematic considering AVR’s new multimillion dollar Customer First Program.
5 According to AVR, its new customer information system upgrade was designed to lead
6 customer experience and deliver customer expectation for digital interaction, choice,
7 responsiveness, and convenience.⁶ The new program is also supposed to include call
8 monitoring, coaching, and additional training. In addition, AVR claims in the new Call
9 Quality Program, each of its Customer Service Representatives must score a minimum of
10 90% on their scored calls each month to meet their performance objectives.⁷ The new
11 program comes at a significant cost to ratepayers and based on AVR’s 2023 performance
12 since its implementation, ratepayers are not getting their money’s worth.

13 In response to discovery, AVR stated that its 2023 failures were the result of the
14 company having “transitioned to a new Customer Information Billing system in 2023”.⁸
15 As a result, call volumes increased in 2023 when compared to corresponding months for
16 2022, most notable by 87% in May, 39% in June, 37% in July and 29% in August.⁹ AVR
17 further stated that the increase in call volume is attributed to customers requiring
18 additional support in registering for and navigating the new My Account portal.¹⁰ As

⁴ Liberty Utilities response to Cal Advocates’ Data Request 001-AS, Question 1, Appendix B, Attachment 2-1

⁵ To ensure that customer inquiries have timely responses during normal business hours, all water utilities which employ automated call distribution systems shall comply with telephone performance standards and reporting criteria with 1a: Call Answer Performance measure and 1b: Abandoned call rate performance measure.

⁶ Exhibit F Apple Valley Minimum Data Requirements, P. 34.

⁷ Exhibit F Apple Valley Minimum Data Requirements, P. 34

⁸ Liberty Utilities response to Cal Advocates’ Data Request 037-AS, Question 1a & 1b, Appendix B, Attachment 2-5.

⁹ Liberty Utilities response to Cal Advocates’ Data Request 037-AS Question 1a & 1b, Appendix B, Attachment 2-5.

¹⁰ Liberty Utilities response to Cal Advocates’ Data Request 037-AS Question 1a & 1b, Appendix B, Attachment 2-5.

1 customers received their first bills in the new system, calls to walk through the line items
 2 on the new bill print increased. AVR then brought in temporary help to assist on the
 3 phones but was met with record volumes that were still higher than could be managed. In
 4 addition to the implementation of the new system, call handling times also increased as
 5 both customers and staff became familiar with the new system.¹¹ AVR’s Telephone
 6 Performance Standards are shown in Table 1-1 below.

7 **Table 1-1: AVR Telephone Performance Standards**

	2019	2020	2021	2022	2023
Call Answer Performance \geq 80%	85%	90%	85%	82%	74%
Abandoned Call Rate \leq 5%	2%	3%	3%	3%	8%

8
 9 AVR failed to meet the Work Completion Performance Standard for the customer
 10 requested work completion performance measure, of which the measure must be less than
 11 or equal to 5%. AVR met compliance for the measure being less than 5% for years 2019,
 12 2020, 2021, and 2022 but failed to meet compliance for 2023. The customer requested
 13 work completion performance score of 8% is also out of compliance with the 5% or less
 14 performance standard required by the Commission. The results are shown below in
 15 Table 1-2.¹² AVR stated that the failures were because it acquired a new system in 2023,
 16 and due to the implementation, some processes changed leading to increased
 17 disorientation. According to AVR, “there was confusion about how to schedule

¹¹ Liberty Utilities response to Cal Advocates’ Data Request 037-AS Question 1a & 1b, Appendix B, Attachment 2-5.

¹² Liberty Utilities response to Cal Advocates’ Data Request 001-AS, Question 4 , Appendix B, Attachment 2-1.

1 appointments, and various regular orders were assigned appointment times in error.”¹³
2 AVR further provided that the situation was remedied in the fourth quarter of 2023.¹⁴
3

¹³ Liberty Utilities response to Cal Advocates’ Data Request 037-AS, Question 1b, Appendix B, Attachment 2-5.

¹⁴ Liberty Utilities response to Cal Advocates’ Data Request 037-AS, Question 2a, Appendix B, Attachment 2-5.

Table 1-2: AVR Work Completion Performance Standard

	2019	2020	2021	2022	2023
Customer Requested Work Completion Performance $\leq 5\%$	2%	3%	1%	2%	8%

B. AVR’s Safety Program

The Commission should find AVR’s Safety Program to be sufficient. AVR has an Emergency Preparedness and Response Plan (EPRP) in place. The EPRP is available to all employees and can be shared with outside agencies.¹⁵

C. Park Water GO 103-A Compliance

Park is in compliance with GO 103-A except for a failing trend in Telephone Performance Standards and Customer Requested Work Completion for 2023. The results of Park’s Telephone Performance Standards are shown in Table 1-3 below. Park attributed both failed telephone performance standards to a transition to a new customer information and billing system in 2023. According to Park, the new customer information and billing system negatively impacted customer service in 2022 as call volumes rose to 110% in May, 57% in June, 62% in July and 23% in August.¹⁶ Park also failed in its abandoned call rate performance measure due to a substantial increase in call volume and average handle time. To remedy the substantial increase in call volume, Park “deployed a call back feature to give customers the option of receiving a call back rather than waiting in que for a live representative and instituted a SWAT line with more seasoned CSR’s manning the line to assist customers with more complex issues to free up the regular queues for other customers.”¹⁷

¹⁵ Apple Valley Minimum Data Requirements, Exhibit F AV II. E. 17.

¹⁶ Liberty Utilities response to Cal Advocates’ Data Request 001-AS, Question 2c , Appendix B, Attachment 2-1.

¹⁷ Liberty Utilities response to Cal Advocates’ Data Request 037-AS, Question 1b , Appendix B, Attachment 2-5.

1
2

Table 1-3: Park Water Telephone Performance Standards

	2019	2020	2021	2022	2023
Call Answer Performance $\geq 80\%$	86%	90%	85%	81%	73%
Abandoned Call Rate $\leq 5\%$	4%	4%	3%	3%	7%

3
4
5
6
7
8
9

Cal Advocates inquired into the failing customer requested work completion performance for 2023 shown in Table 1-4 below. Park provided the reasoning that the “utility transitioned into a new system in 2023, due to the implementation, processes were changed which brought confusion on how to schedule appointments and various regular service orders.”¹⁸ Park has believed to have remedied the situation in fourth quarter of 2023.¹⁹

10

Table 1-4: Park Water Work Completion Performance Standard

	2019	2020	2021	2022	2023
Customer Requested Work Completion Performance $\leq 5\%$	1.99%	2.52%	0.93%	1.70%	7.64%

11
12
13
14
15

D. Park Water Safety Program

The Commission should find Park’s safety program to be sufficient. Park has compiled with the EPA requirement to complete and certify a Risk & Resiliency Assessment (RRA) for all water systems serving a population of 3,300 or greater. The water systems that fall in the category for Park are Bellflower, Norwalk, Compton, and

¹⁸ Liberty Utilities response to Cal Advocates’ Data Request 037-AS, Question 2b, Appendix B, Attachment 2-5.

¹⁹ Liberty Utilities response to Cal Advocates’ Data Request 037-AS, Question 2b , Appendix B, Attachment 2-5.

1 Lynwood water systems.²⁰ Park has also maintained a current Emergency Response Plan
2 (ERP) and required certification statements submitted to the EPA for Bellflower,
3 Norwalk, Compton, and Lynwood systems.²¹

4 **IV. CONCLUSION**

5 The Commission should find Liberty Utilities did not meet all customer service
6 and reporting standards for GO 103-A, Appendix E, Section 1A (call answering service
7 level) in AVR and Park for year 2023, Section 1B(abandoned call rate) in AVR and Park
8 for 2023, and 4b (customer requested work completion performance measure) in AVR
9 and Park for 2023. The Commission should require Liberty Utilities to remedy all issues
10 regarding its newly transitioned Customer Information and Billing system to decrease
11 call volumes. If Liberty fails to remedy all issues and come into full compliance with
12 GO-103A, the Commission may consider imposing a financial penalty on Park and AVR
13 if it continues to fail to comply with GO-103A standards in its future general rate case.

²⁰ Exhibit F Liberty Park Minimum Data Requirements A-17.

²¹ Exhibit F Liberty Park Minimum Data Requirements A-17.

1 **CHAPTER 2 - ENVIRONMENTAL SOCIAL JUSTICE AND**
2 **ACTION PLAN**

3 **I. INTRODUCTION**

4 This chapter discusses the Assigned Commissioners Scoping Memo and Ruling,
5 Issue P, whether there will be impacts on Environmental and Social Justice (ESJ)
6 communities resulting from the application goals of the Commission’s ESJ Action Plan
7 and any other issues related to Park or AVR’s ability to furnish and maintain safe,
8 efficient, and reliable water service. Liberty Utilities proposes the following ESJ
9 initiatives: 1) Customer Assistance Program (CAP), 2) Toilet Replacement Program,
10 3) Installation of High Efficiency Cloths Washer (HECW) with SoCal Gas, and 4) the
11 Emergency Leak Repair Program. Cal Advocates will discuss Liberty’s proposed projects
12 in relation to the Commission’s ESJ Goals. Each of Liberty’s programs and plans
13 reviewed in separate sections of Cal Advocates’ testimony should be judged on their own
14 merits. As such, the Commission must determine if Liberty’s four proposed programs
15 and plans are reasonable and prudent with benefits to Liberty’s ratepayers. The
16 Commission should also consider affordability for low income and all AVR and Park’s
17 ratepayers in this GRC.

18 **II. SUMMARY OF RECOMMENDATIONS**

- 19 1. Deny Liberty’s claim that the Toilet Replacement Program; the
20 Emergency Leak Repair Program; and the HECW with SoCal Gas meet
21 ESJ goal 5.4; to enhance engagement with particular ESJ Communities
22 and Individuals.
23
24 2. Accept Liberty’s claim that the Customer Assistance Program meets
25 ESJ goal 3.2; to provide customers with discounted rates for low-
26 income customers and help reduce water usage to keep customer bills
27 lower.

28 **III. ANALYSIS**

29 **A. The Customer Assistance Program**

30 Liberty’s Customer Assistance Program aims to help customers struggling to make
31 their water payments. The program aims to align with the Commissions’ water customer

1 resilience support under ESJ Goal 3.2 to provide customers with discounted rates for
2 low-income customers and help reduce water usage to keep customer bills lower.²²
3 Liberty has invested \$501,108.87 for AVR and \$1,620,832 for Park.²³ As of September
4 30, 2023, the program has 6,629 participants.²⁴ The program does meet the
5 Commission’s ESJ goal 3.2 as the program has proven to provide customers with
6 discounted rates for low-income customers and helped to keep customer bills low.

7 **B. The Toilet Replacement Program**

8 Liberty’s Toilet Replacement program aims to meet ESJ goal 5.4; to consider the
9 specific needs of particular populations and work to create targeted engagement
10 opportunities.²⁵ Liberty’s Toilet Replacement program replaces high consumption toilets
11 with newer ultra-high efficiency toilets (UHET’s).²⁶ The UHETs use only 0.8 gallons per
12 flush, compared to older models which typically use between 1.6 – 7 gallons per flush.²⁷
13 According to Liberty, the program is inclusive to all Park and AVR customers with a
14 service area that includes Artesia, Bellflower, Compton, Norwalk, La Canada Flintridge,
15 Lynwood, Santa Fe Springs, Apple Valley, Yermo and Victorville.²⁸

16 In AVR, the program has a five-year cost of \$432,586.00.²⁹ In 2018, AVR
17 provided 439 fixtures/ rebates to customers with unfortunately no data on the number of
18 customers who participated in the program, nor the amount specifically located in low-

²² Environmental & Social Justice Action Plan, Version 2.0 at P. 24.

²³ Liberty Utilities response to Cal Advocates’ Data Request at 20-CR CAP, Park CAP Semi Annual Report, Appendix B, Attachment 2-8.

²⁴ Liberty Utilities response to Cal Advocates’ Data Request at 20-CR CAP, Park CAP Semi Annual Report, Appendix B, Attachment 2-8.

²⁵ Environmental & Social Justice Action Plan, Version 2.0 at P. 25.

²⁶ Exhibit B AVR Revenue Requirement Report at P. 26.

²⁷ Exhibit B AVR Revenue Requirement Report at P. 26.

²⁸ Liberty Utilities response to Cal Advocates’ Data Request 045-AS, Question 2a , Appendix B, Attachment 2-6.

²⁹ Liberty Utilities response to Cal Advocates’ Data Request 010-KN, AV Programs Summary, Appendix B, Attachment 2-7.

1 income communities.³⁰ In 2022, AVR had 21,106 customers of which 267 fixtures/
 2 rebates were provided to customers with no data on the number of customers who
 3 participated in the program.³¹ AVR servicing only 267 fixtures or rebates to customers in
 4 2022 represents 1% of all customers in the toilet replacement program for 2022. Table
 5 2-1 demonstrates the percentage of AVR customers who participated in the toilet
 6 replacement program from 2018-2022.

7 **Table 2-1: AVR Toilet Replacement Program**

Year	Customers	# of Fixtures/ Rebates Provided to Customers	Percent of Customers Serviced
2018	20,642	439 ³²	2%
2019	20,728	43 ³³	0%
2020	20,855	505	2%
2021	20,998	532	3%
2022	21,106	267	1%

8
 9 In Park, the program has a five-year cost of \$459,772 from 2018 – 2022.³⁴ Park
 10 claims the majority of the toilet replacement program service area customers falls within

³⁰ Liberty Utilities response to Cal Advocates’ Data Request 010-KN, AV Programs Summary, Appendix B, Attachment 2-7.

³¹ Liberty Utilities response to Cal Advocates’ Data Request 010-KN, AV Description -Cost Detail, Appendix B, Attachment 2-7.

³² Liberty Utilities response to Cal Advocates’ Data Request 010-KN, Programs Summary Q1a , Appendix B, Attachment 2-7.

³³ Liberty Utilities response to Cal Advocates’ Data Request 010-KN, Programs Summary Q1a, Appendix B, Attachment 2-7.

³⁴ Liberty Utilities response to Cal Advocates’ Data Request 010-KN, PW Programs Summary, Appendix B, Attachment 2-7.

1 the 70% or higher percentile range of the disadvantaged community (DAC).³⁵ Like
 2 AVR, the program offers eligible customers delivery and installation of up to two Water
 3 Sense approved 0.8 GFP UHET's per customer".³⁶ In 2022, Park having 28,385
 4 customers provided 203 fixtures/rebates to customers at a total expense of \$91,554.³⁷
 5 This represents a service area of only 1% of customers in 2022. Table 2-2 demonstrates
 6 the percentage of Park customers who participated in the toilet replacement program from
 7 2018- 2022.

8 **Table 2-2: Park Water Toilet Replacement Program**

Year	Customers	# of Fixtures/ Rebates Provided to Customers	Percent of Customers Serviced
2018	27,446	611 ³⁸	2%
2019	28,365	300 ³⁹	1%
2020	28,299	370	1%
2021	28,343	203	1%
2022	28,385	203	1%

9

³⁵ Exhibit B Park Revenue Requirement Report at P. 26

³⁶ Exhibit B Park Revenue Requirement Report at P. 26.

³⁷ Liberty Utilities response to Cal Advocates' Data Request 010-KN, PW Description – Cost Detail at Question 1a, Appendix B, Attachment 2-7.

³⁸ Liberty Utilities response to Cal Advocates' Data Request 010-KN, PW Programs Summary Q1a, Appendix B, Attachment 2-7.

³⁹ Liberty Utilities response to Cal Advocates' Data Request 010-KN, PW Programs Summary Q1a, Appendix B, Attachment 2-7.

1 Liberty is not meeting ESJ goal 5.4 with the toilet replacement program as the
2 program is inclusive to all Park and AVR customers.⁴⁰ In addition, data from both tables
3 suggests that the program is not ESJ compliant because it is not specific to low-income
4 customers. The Commission should deny Liberty’s claims that the toilet replacement
5 program meets ESJ goal 5.4.

6 **C. The Installation of HECW with So Cal Gas**

7 Liberty’s installation of High Efficiency Cloths Washer (HEWC) also known as
8 the Fixture Rebate with SoCal Gas is a pilot program in which Park has entered into an
9 agreement with Southern California Gas (SoCal Gas) to install HECW’s and other items
10 at no cost to low-income customers. The program is only administered in Park and not
11 AVR. The service area includes customers in Artesia, Bellflower, Compton, Norwalk, La
12 Canada Flintridge, Lynwood, and Santa Fe Springs.⁴¹ Park claims the program meets
13 ESJ goal 5.4 (to consider the specific needs of the particular populations and work to
14 create targeted engagement opportunities).⁴² In 2018, Park extended the program beyond
15 offering HECW to also include free installation of TSV’s (thermostatic tub spout), faucet
16 aerators and low flow showerheads.⁴³ Park has spent \$123,243 in conservation measure
17 costs from 2018 – 2023.⁴⁴

18 Park provided Cal Advocates with data on the number of fixtures/rebates provided
19 to customers in said targeted low-income communities from 2018 to 2021 According to
20 Park in 2018, the program had 51 participants with 805 fixtures/rebates provided to 305
21 recorded customers. The HECW pilot program with So Cal Gas has failed to meet ESJ
22 goal 5.4 as the servicing area, La Canada Flintridge, Lynwood, Santa Fe Springs,

⁴⁰ Liberty Utilities response to Cal Advocates’ Data Request 045-AS, Question 2b, Appendix B, Attachment 2-6.

⁴¹ Liberty Utilities response to Cal Advocates’ Data Request 045-AS, Question 2a, Appendix B, Attachment 2-6.

⁴² Environmental & Social Justice Action Plan, Version 2.0 at P. 25.

⁴³ Exhibit B AVR Revenue Requirement Report at P. 27.

⁴⁴ Liberty Utilities response to Cal Advocates’ Data Request 045-AS, Question 4, Appendix B, Attachment 2-6.

1 Bellflower, and Artesia all do not fall within the 70% percentile of a disadvantaged
2 community. The Commission should find that Liberty did not meet the Commission's
3 ESJ goal 5.4 because Park's installation of HECW pilot program is not ESJ specific
4 targeted at a particular low-income community, but for all interested customers.

5 **D. The Emergency Leak Repair Program**

6 Park plans to implement an upcoming Emergency Leak Repair Program. The
7 Emergency Leak Repair Program is said to meet ESJ goal 5.4 to consider the specific
8 needs of a particular population and work to create targeted engagement opportunities.⁴⁵
9 According to Park, the program will potentially target customers who qualify for the
10 Customer Assistance Program and experience periods of nonpayment due to leaks they
11 cannot afford to fix themselves.⁴⁶ According to Liberty, The Emergency Leak Repair
12 Program is exclusively offered to customers residing within the Park Service area
13 (Artesia, Bellflower, Compton, Norwalk, La Canada Flintridge, Lynwood, and Sata Fe
14 Springs).⁴⁷ Park will utilize licensed plumbers to provide basic fixture replacement and
15 or repair at no cost, seek to address the root of the problem and explore ways to further
16 manage water use through other existing programs.⁴⁸ Park claims the top highest users
17 will be addressed first, coupled with any customer that has completed a water audit
18 through the existing water use survey program with results that show leaks and fixtures in
19 need of repair.⁴⁹ Unfortunately, Park provided minimal details on the project in terms of
20 financing, the target amount of customers to service yearly and project cost for each year.
21 According to historical records, no customer has participated in the emergency leak

⁴⁵ Liberty Utilities response to Cal Advocates' Data Request 018-AS, Question 2, Appendix B, Attachment 2-2.

⁴⁶ Exhibit B Park Revenue Requirement Report at P. 27.

⁴⁷ Liberty Utilities response to Cal Advocates' Data Request 045-AS, Question 2c, Appendix B, Attachment 2-6.

⁴⁸ Exhibit B Park Revenue Requirement Report at P. 27.

⁴⁹ Exhibit B Park Revenue Requirement Report at P. 19.

1 repair program thus providing inconclusive data to Cal Advocates that such program
2 meets ESJ goal.

3 **IV. CONCLUSION**

4 Although Liberty presents four programs towards meeting the Commission's ESJ
5 goals, only one (Customer Assistance Program CAP) out of Liberty's four cited programs
6 is actually dedicated to providing financial support specifically for low-income
7 communities. The Customer Assistance Program meets ESJ targeted goal however, the
8 Emergency Leak Repair Program, the Toilet Replacement Program and the Installation of
9 HECW with So Cal Gas do not meet said ESJ goals. The Commission should deny
10 Liberty's three cited programs, the Toilet Replacement Program, the Emergency Leak
11 Repair Program and the HECW with SoCal Gas as ESJ initiatives. These programs are
12 geared towards all customers and are not specifically exclusive to low-income customers.

1 **CHAPTER 3 AVR & PARK ADMINISTRATIVE & GENERAL**
2 **OTHER EXPENSES**

3 **I. INTRODUCTION**

4 This chapter presents Cal Advocates’ analyses and recommendations for AVR and
5 Park’s Administrative and General (A&G) expenses. Forecasts are used to estimate the
6 expense level required to safely operate a utility and provide reliable service at fair and
7 reasonable rates. Specifically, this chapter includes analysis and recommendations
8 regarding AVR and Park’s forecast requests that do not offer ratepayer benefits, are
9 poorly supported and lack sufficient support for: 1) Travel Lodging and Miscellaneous
10 Expenses, 2) Business Meals, 3) Office Supplies, 4) Employee Membership, and
11 5) Telemetry.

12 **II. SUMMARY OF RECCOMENDATIONS**

- 13 1. Deny the forecasted expenses from rates for the following: 1) Travel
14 Lodging and Miscellaneous Expenses, 2) Business Meals, 3) Employee
15 Membership, and 4) Office Supplies.
16 2. Deny AVR’s \$9,130 TY 2025 Telemetry forecast from rates.
17 3. Deny Park’s \$53,244 TY 2025 Telemetry forecast from rates.

18 **III. ANALYSIS**

19 AVR is forecasting \$31,738 for Travel Lodging and Miscellaneous Expenses,
20 \$11,934 for Business Meals, \$5,937 for Employee Membership, and \$44,393 for Office
21 Supplies for TY 2025 in rates. Similarly, Park is forecasting \$52,662 for Travel Lodging
22 and Miscellaneous Expenses, \$29,238 for Business Meals, \$8,086 for Employee
23 Membership and \$36,170 for Office Supplies for TY 2025 in rates.

24 Cal Advocates uncovered multiple instances of incorrectly recorded expenses
25 throughout discovery. To assess the reasonableness of Liberty’s forecast A&G expenses,
26 Cal Advocates requested detailed cost breakdowns for several recorded expense accounts
27 along with receipts or other support to substantiate the amounts. Liberty’s initial
28 response included only a spreadsheet list summarizing various charges without any
29 documentation (such as receipts) to verify the recorded numbers.

1 In response to Cal Advocates’ objection, Liberty Utilities stated that “it recognizes
2 the impracticality of examining receipts and invoices for each transaction and that after
3 [Cal Advocates] team’s review of the GL [general ledger], Liberty proposes selecting a
4 representative sample size for further examination”.⁵⁰ According to Liberty, this strategy
5 would allow for thorough analysis without overwhelming Liberty resources and
6 allow Liberty to respond in a timely manner.⁵¹

7 Cal Advocates agreed to provide an even narrower scope in a revised request for
8 receipts, representing an even smaller subset of Cal Advocates’ initial sample size. Both
9 of Cal Advocates’ requested transactions represented only a small subset of the total
10 expenses recorded in the account. Cal Advocates narrowed its requested receipts even
11 further to help Liberty more easily prove the accuracy of its recorded accounts. Twenty-
12 two days after the initial data request was sent. Liberty responded by providing over a
13 dozen pdfs that contained dozens of receipts each. Cal Advocates could not determine an
14 organizational method for the receipts. Many receipts did not correspond to the receipts
15 Cal Advocates had requested.

16 After much delay and objections, Liberty requested Cal Advocates modify its
17 discovery only to respond weeks after the initial inquiry with a data dump of hundreds of
18 uncategorized receipts that did not correspond to the specific receipts requested.⁵² Liberty
19 then provided hundreds of unrelated receipts lacking organization and categorization.

20 **A. Unreasonable Expenses**

21 As previously discussed, in order to determine the reasonableness of Liberty’s
22 forecast expenses in Travel Lodging & Miscellaneous, Business meals, Office Supplies,
23 and Employee Membership accounts, Cal Advocates requested receipts for certain

⁵⁰ Email response from Liberty Utilities, “Re response to Cal Advocates’ Data Request No. 023-AS, April 24, 2024, Appendix C, Attachment 3-1.

⁵¹ Email response from Liberty Utilities, “Re response to Cal Advocates’ Data Request No. 023-AS, April 24, 2024, Appendix C, Attachment 3-1.

⁵² Liberty Utilities response to Cal Advocates’ Data Request No. 023-AS & No. 024-AS, Appendix C, Attachment 3-1.

1 recorded expenses. In response, Liberty provided over a dozen pdfs with dozens more of
 2 receipts each. These receipts were not categorized according to the excel spreadsheet that
 3 Liberty previously provided to Cal Advocates in Data Request No. 023-AS and 024-AS.
 4 Nor did the receipts correspond to the specific expenses referenced in discovery.

5 After analyzing Liberty’s receipts, there were many examples of substantial
 6 recorded expenses that should not be included in rates as part of this GRC. Table 3-1
 7 includes some of the more egregious examples that range from \$1,000 parties to Angel’s
 8 baseball tickets that cost over \$5,000. These recorded costs are not necessary to provide
 9 utility service and should not be included in rates. Liberty may spend company money
 10 for its own purposes and goals but should not expect ratepayers to pick up the tab for
 11 personal and luxury expenses such as custom Yeti mugs, floral gifts at Fairy Tales
 12 Flowers, Edible Arrangements, employee gift cards, casino night parties, and the myriad
 13 of other unreasonable, non-essential expenses included in the receipts Liberty provided to
 14 justify its forecasted expenses.⁵³

15 **Table 3-1: Sample List of Expenses in Recorded Costs**

ITEM	COST
Dads Poker Night + Casino Party	\$1,035
Costume Party Decorative Items	\$300
Fairy Tales Flowers AVR (2018)	\$90.42
Top Shelf Dollz	\$1,000
Mike Limo Services	\$63.83
AVR Picnic Area Rental	\$1,420
Kmart Golf Tees, AVR (2018)	\$35.53
AVR Police Activities Donation	\$ 125.00
Coffee Traveler 2020 (Park Water)	\$43.05
Apple Air pods Pro	\$269.36

⁵³ Liberty Utilities response to Cal Advocates’ Data Request No. 023-AS, Q1b, 2018
 Travel_Lodging_misc1 Sample Line 15 Doc 291221 Bank of America 042518 (#1).pdf, Appendix C,
 Attachment 3-1.

ITEM	COST
M&M Christmas Party Lunch and Gifts	\$508.09
March of Dimes Donation	\$1,000
Rotary Club Membership Fees ⁵⁴	\$210
Amazon Party order	\$1257.76
Yeti Mugs custom & Birthday Mugs	\$2,858.70
Amazon Mardi Gras Costume	\$166.08
Carters Kids Gift Cards	\$250
Patterson Print Shop (2019)	\$387
The Murder Mystery Company (Employee Party)	\$999.50
Angeles's baseball Event	\$5,195.00
M&M Christmas Decor	\$1,617.77
Stonefire Grill	\$1,945.17

1

2 In a GRC, a utility must justify every dollar in its revenue requirement.⁵⁵ Liberty
3 failed to provide simple receipts for specific recorded charges. Moreover, the receipts
4 Liberty did provide document unreasonable costs that should not be included in rates.
5 Given Liberty's inability to support its recorded costs and the considerable amount of
6 unreasonable costs included in recorded expenses, the Commission should not forecast
7 any expenses for these Park & AVR's accounts: 1) Travel Lodging and Miscellaneous
8 Expenses, 2) Business Meals, 3) Employee Membership, and 4) Office Supplies.

9 Ratepayers should not pay for Park & AVR company events, company outreach in
10 the form of donations, and employee gifts as there is no direct benefit to ratepayers.
11 Liberty may spend its own company money but cannot expect to exercise monopoly

⁵⁴ Liberty Utilities response to Cal Advocates' Data Request No. 023-AS, Q8a, 2018 Employee Membership 2 Sample Line 2 Doc 288654 Rotary Club of Abble Valley 09-122249.pdf, Appendix C, Attachment 3-1.

⁵⁵ D.96-12-066 at 5.

1 power over captive ratepayers to pay for unreasonable costs that are unnecessary for
2 providing water service.

3 **B. AVR & Park Telemetry Account**

4 AVR forecasts \$9,130 in TY 2025 for Telemetry. Park forecasts \$53,244 in TY
5 2025 for the same account. During discovery, Liberty admitted to having several errors
6 in its telemetry forecast. Liberty accidentally overbooked telemetry expenses in Park’s
7 specific expense account and excluded them from AVR’s. According to Liberty,
8 “...telemetry costs were inadvertently booked in Park’s books in 2020, totaling
9 \$102,527,”⁵⁶ and “[a] portion (\$45,573) of the 2020 total should have been charged to
10 AVR.”⁵⁷ Liberty also stated that starting in 2021 the costs we booked in general
11 expenses as opposed to AVR and Park’s specific expenses.⁵⁸

12 Park and AVR should not forecast any expense related to these telemetry accounts
13 for the test year in their individual specific expense accounts. These expenses are already
14 included in the general expenses forecast and should not be double counted. The
15 Commission should remove from rates Park and AVR’s test year 2025 telemetry account
16 forecasts because these costs are already included in general office expenses.

17 **IV. CONCLUSION**

18 Liberty provided receipts for unreasonable expenses. The receipts Liberty
19 provided in a small, limited sample size indicate Liberty’s tendency of including
20 unreasonable expenses in rates. In addition, Liberty admitted that the telemetry accounts
21 in Park and AVR were incorrectly recorded. These accounts are already included in
22 general office expenses and including them in AVR and Park’s specific expenses would
23 be double counting. The Commission should deny from rates any forecasted expenses

⁵⁶ Liberty Utilities response to Cal Advocates’ Data Request No. 024-AS, Q2a, Appendix C, Attachment 3-1.

⁵⁷ Liberty Utilities response to Cal Advocates’ Data Request No. 024-AS, Q2b, Appendix C, Attachment 3-1.

⁵⁸ Liberty Utilities response to Cal Advocates’ Data Request No. 024-AS, Q2c, Appendix C, Attachment 3-1.

- 1 for the following accounts: Travel Lodging & Miscellaneous Expenses; Business Meals;
- 2 Office Supplies; Telemetry; and Employee Membership for both Park and AVR.

APPENDIX A

STATEMENT OF QUALIFICATIONS

1
2 **QUALIFICATIONS AND PREPARED TESTIMONY**
3 **OF**
4 **AMA SERWAA**
5

6 Q.1 Please state your name and address.

7 A.1 My name is Ama Serwaa. My business address is 320 W 4th Street, Los Angeles,
8 CA, 90013.

9
10 Q.2 By Whom are you employed and what is your job title ?

11 A.2 I am employed by the Public Advocates Office at the California Public Utilities
12 Commission as a Public Utilities Regulatory Analyst.

13
14 Q.3 Please describe your educational and professional experience.

15 A.3 I received my Bachelor's degree in Political Science and Public Policy Minor from
16 the University of California, Riverside in 2016. I also received my Masters degree
17 in Public Administration, Public Sector Leadership and Management at the
18 California State University, Northridge in 2023. I was employed by the California
19 Public Utilities Commission in July 2023.

20
21 Q.4 What is your area of responsibility in this proceeding?

22 A.4 I am responsible for the preparation of the Report and Recommendations on
23 Customer Service, Environmental Social Justice & Action Plan, and
24 Administrative & General Other Expenses.

25
26 Q.5 Does that complete your prepared testimony?

27 A.5 Yes

APPENDIX B

LIBERTY'S RESPONSE TO CAL ADVOCATES DATA REQUEST

APPENDIX B

LIST OF ATTACHMENTS

Attachment #	Description
2.1	Data Request Response AS-001
2.2	Data Request Response 018 AS
2.3	Data Request Response 033-AS
2-4	Data Request Response 036-AS
2-5	Data Request Response 037-AS
2-6	Data Request Response 045-AS
2-7	Data Request Response KN-010
2-8	Data Request Response 20-CR

ATTACHMENT 2-1

DATA REQUEST RESPONSE AS-001



Liberty Utilities (Park Water) Corp.
9750 Washburn Road
Downey, CA 90241-7002
Tel: 562-923-0711

February 13, 2024

DATA REQUEST RESPONSE

LIBERTY UTILITIES (PARK WATER) CORP.

A.24-01-002

LIBERTY UTILITIES (APPLE VALLEY RANCHOS WATER) CORP.

A.24-01-003

Test Year 2025 General Rate Case

Data Request No.: AS-001 (Customer Service & Reporting Standards)

Requesting Party: Public Advocates Office

Originator: Suliman Ibrahim Suliman.Ibrahim@cpuc.ca.gov
Peter Chau Peter.Chau@cpuc.ca.gov
Ama Serwaa (Ama.Serwaa@cpuc.ca.gov)

Date Received: January 26, 2024

Due Date: February 2, 2024

Extension Granted: February 13, 2024

REQUEST NO. 1:

Telephone Performance Standards: Please provide the following annual data for all CSAs of Park & AVR in a tabulated excel spreadsheet for years 2019 – 2023.

- a) Call Answer Service Level: Total Number of calls reaching a utility representative within 30 seconds.
- b) Total Number of calls attempting to reach a utility representative.
- c) Abandoned Call Rate: Total Number of Calls Abandoned.
- d) Abandoned Call Rate: Total Number of attempts to reach a utility representative.

- e) In the case where calls were answered in more than 30 seconds which does not meet GO-103 A, Appendix E 1. (A), please provide the reason(s) as to why Liberty did not meet GO-103 A standards as well as measures taken to ensure future compliance.

RESPONSE:

The response was provided on February 2, 2024.

REQUEST NO. 2:

Billing Performance Standards: Please provide the following annual data for all CSAs of Park and AVR for the years 2019-2023.

- a) Bill Rendering: Total Number of bills not rendered within seven calendar days of the scheduled billing date.
- b) Total Number of Bills Scheduled to be rendered.
- c) Bill Accuracy: Total Number of bills rendered inaccurately for the cycle.
- d) Bill Accuracy: Total number of bills rendered for the billing cycle.
- e) Payment Posting Performance: Total Number of Payment Posting Errors.
- f) Payment Posting Performance: Total Number of Payments posted.

RESPONSE:

Please see the attachments with preface Q2.

REQUEST NO. 3:

Meter Reading Performance Standard: Please provide the following annual data for all CSAs of Park and AVR for the years 2019-2023.

- a) Total number of scheduled meters not read.
- b) Number of meter readings scheduled.

RESPONSE:

Please see the attachments with preface Q3.

REQUEST NO. 4:

Work Completion Performance Standards: Please provide the following annual data for all CSAs of Park and AVR for the years 2019-2023.

- a) Total Number of scheduled Appointments missed.
- b) Total number of scheduled appointments.

- c) Number of customer orders not completed on or before the scheduled date.
- d) Total number of customer orders scheduled and completed in the reporting month.

RESPONSE:

Please see the attachments with preface Q4.

REQUEST NO. 5:

Response to Customer and Regulatory Complaints Performance Standard: Please provide the following annual data for all CSAs for Park and AVR for the years 2019-2023.

- a) Number of complaints reported annually to the utility by the Consumer Affairs Branch (CAB).
- b) Total Number of Customers

RESPONSE:

The response was provided on February 2, 2024.

REQUEST NO. 6:

Service Interruption: Please provide the following annual data for all CSAs of Park and AVR for the years 2019-2023.

- a) Provide a record of all interruptions in a CSA exceedingly more than 10 service connections with the following data.
 - i. Date and time service is interrupted.
 - ii. Number of service connections affected.
 - iii. Equipment that operated or failed.
 - iv. Cause of interruption.
 - v. Cause of interruption.
 - vi. Categories of person reporting, and steps taken to prevent such recurrence.

RESPONSE:

Please see the attachments with preface Q6.

REQUEST NO. 7:

As a requirement of America's Water Infrastructure Act ("AWIA") community water systems must submit a Risk and Resilience Assessment Certification to the United States Environmental Protection Agency("EPA").

- a) Provide a copy of the most recent Risk and Resilience Assessment Certification that Liberty Park & AVR has submitted to the EPA for each water system.

RESPONSE:

The response was provided on February 2, 2024.

REQUEST NO. 8:

Please provide searchable PDF copies of Liberty Park & AVR Emergency Response Plans for each water system. If available as a Word document, please provide the Word document along with a searchable PDF copy.

RESPONSE:

The response was provided on February 2, 2024.

This completes the response to Data Request No. AS-001. If you have any questions, or require additional information, please contact me.

Sincerely,

LIBERTY UTILITIES (PARK WATER) CORP.

/s/ Tiffany Thong

TIFFANY THONG

Manager, Rates and Regulatory Affairs

(562) 923-0711

Tiffany.Thong@libertyutilities.com

Attachments



Liberty Utilities (Park Water) Corp.
9750 Washburn Road
Downey, CA 90241-7002
Tel: 562-923-0711

February 21, 2024

DATA REQUEST RESPONSE

LIBERTY UTILITIES (PARK WATER) CORP.

A.24-01-002

LIBERTY UTILITIES (APPLE VALLEY RANCHOS WATER) CORP.

A.24-01-003

Test Year 2025 General Rate Case

Data Request No.: AS-001 (Customer Service & Reporting Standards)

Requesting Party: Public Advocates Office

Originator: Suliman Ibrahim Suliman.Ibrahim@cpuc.ca.gov
Peter Chau Peter.Chau@cpuc.ca.gov
Ama Serwaa (Ama.Serwaa@cpuc.ca.gov)

Date Received: January 26, 2024

Due Date: February 21, 2024

REQUEST NO. 1:

Telephone Performance Standards: Please provide the following annual data for all CSAs of Park & AVR in a tabulated excel spreadsheet for years 2019 – 2023.

- a) Call Answer Service Level: Total Number of calls reaching a utility representative within 30 seconds.
- b) Total Number of calls attempting to reach a utility representative.
- c) Abandoned Call Rate: Total Number of Calls Abandoned.
- d) Abandoned Call Rate: Total Number of attempts to reach a utility representative.
- e) In the case where calls were answered in more than 30 seconds which does not meet GO-103 A, Appendix E 1. (A), please provide the reason(s) as to why Liberty did not meet GO-103 A standards as well as measures taken to ensure future compliance.

RESPONSE:

- a) Please see the attachment with preface Q1a-d.
- b) Please see the response in 1a.
- c) Please see the response in 1a.
- d) Please see the response in 1a.
- e) In May 2023, Liberty implemented a new billing and financial system, known as Systems, Applications, & Products “SAP”. Due to the increased calls volume regarding assistance on the new My Account portal, the telephone service levels were below the GO 103-A standards from May 2023 through August 2023. Liberty quickly resolved this issue by hiring temporary help. As such, the telephone service levels comply with the GO 103-A standards starting in September 2023.

REQUEST NO. 2:

Billing Performance Standards: Please provide the following annual data for all CSAs of Park and AVR for the years 2019-2023.

- a) Bill Rendering: Total Number of bills not rendered within seven calendar days of the scheduled billing date.
- b) Total Number of Bills Scheduled to be rendered.
- c) Bill Accuracy: Total Number of bills rendered inaccurately for the cycle.
- d) Bill Accuracy: Total number of bills rendered for the billing cycle.
- e) Payment Posting Performance: Total Number of Payment Posting Errors.
- f) Payment Posting Performance: Total Number of Payments posted.

RESPONSE:

The response was provided on February 13, 2024.

REQUEST NO. 3:

Meter Reading Performance Standard: Please provide the following annual data for all CSAs of Park and AVR for the years 2019-2023.

- a) Total number of scheduled meters not read.
- b) Number of meter readings scheduled.

RESPONSE:

The response was provided on February 13, 2024.

REQUEST NO. 4:

Work Completion Performance Standards: Please provide the following annual data for all CSAs of Park and AVR for the years 2019-2023.

- a) Total Number of scheduled Appointments missed.
- b) Total number of scheduled appointments.
- c) Number of customer orders not completed on or before the scheduled date.
- d) Total number of customer orders scheduled and completed in the reporting month.

RESPONSE:

The response was provided on February 13, 2024.

REQUEST NO. 5:

Response to Customer and Regulatory Complaints Performance Standard: Please provide the following annual data for all CSAs for Park and AVR for the years 2019-2023.

- a) Number of complaints reported annually to the utility by the Consumer Affairs Branch (CAB).
- b) Total Number of Customers

RESPONSE:

The response was provided on February 2, 2024.

REQUEST NO. 6:

Service Interruption: Please provide the following annual data for all CSAs of Park and AVR for the years 2019-2023.

- a) Provide a record of all interruptions in a CSA exceedingly more than 10 service connections with the following data.
 - i. Date and time service is interrupted.
 - ii. Number of service connections affected.
 - iii. Equipment that operated or failed.
 - iv. Cause of interruption.
 - v. Cause of interruption.
 - vi. Categories of person reporting, and steps taken to prevent such recurrence.

RESPONSE:

The response was provided on February 13, 2024.

REQUEST NO. 7:

As a requirement of America's Water Infrastructure Act ("AWIA") community water systems must submit a Risk and Resilience Assessment Certification to the United States Environmental Protection Agency("EPA").

- a) Provide a copy of the most recent Risk and Resilience Assessment Certification that Liberty Park & AVR has submitted to the EPA for each water system.

RESPONSE:

The response was provided on February 2, 2024.

REQUEST NO. 8:

Please provide searchable PDF copies of Liberty Park & AVR Emergency Response Plans for each water system. If available as a Word document, please provide the Word document along with a searchable PDF copy.

RESPONSE:

The response was provided on February 2, 2024.

This completes the second supplemental response to Data Request No. AS-001. If you have any questions, or require additional information, please contact me.

Sincerely,

LIBERTY UTILITIES (PARK WATER) CORP.

/s/ Tiffany Thong

TIFFANY THONG
Manager, Rates and Regulatory Affairs
(562) 923-0711
Tiffany.Thong@libertyutilities.com

Attachments



Liberty Utilities (Park Water) Corp.
9750 Washburn Road
Downey, CA 90241-7002
Tel: 562-923-0711

March 28, 2024

DATA REQUEST RESPONSE

LIBERTY UTILITIES (PARK WATER) CORP.

A.24-01-002

LIBERTY UTILITIES (APPLE VALLEY RANCHOS WATER) CORP.

A.24-01-003

Test Year 2025 General Rate Case

Data Request No.: 018-AS (Liberty ESJ Plan)
Requesting Party: Public Advocates Office
Originator: Suliman Ibrahim Suliman.Ibrahim@cpuc.ca.gov
Peter Chau Peter.Chau@cpuc.ca.gov
Ama Serwaa (Ama.Serwaa@cpuc.ca.gov)
Date Received: March 12, 2024
Due Date: March 19, 2024

REQUEST NO. 1:

The CPUC has created the Environmental and Social Justice (ESJ) Action Plan to serve as a commitment to furthering ESJ principles. Has Liberty Utilities (Park Water and AVR) created any measures for environmental social justice to date? If so, please provide the details. If Liberty has not created any measures, please confirm, and explain why or why not.

RESPONSE:

Liberty has several programs to assist low-income customers in both Park and Apple Valley's service territories, as discussed in Liberty's Revenue Requirements Reports. These programs include the Customer Assistance Program (see Exhibit B, pp. 22-23), the Toilet Replacement Program (see Exhibit B, p. 18), a pilot program with SoCalGas to install HECWs and other items at no cost to low-income customers (see Exhibit B, pp. 18-19), and the upcoming Emergency Leak Repair Program, which will target customers who qualify for the Customer Assistance Program and experience cycles of non-payment due to leaks they cannot afford to fix themselves (see Exhibit B, p. 19).

REQUEST NO. 2:

Refer to question 1, Please list and provide additional details for each initiative and provide all current projects Liberty Utilities (Park Water AVR) has and will complete that align with the Commission's Environmental Social Justice Action Plan. Please provide detailed explanations, including support to substantiate any assumptions, on how such projects directly relate to the commissions ESJ's Action Plan.

RESPONSE:

See response to Question 1. These programs assist in providing lower costs for low-income users and help reduce water usage to keep customer bills lower. These programs directly relate to the Goal 3.2 (Water Customer Resilience) of the Commission's ESJ Action Plan, whose goal is to "support ESJ customers and communities with discounted rates for low-income customers and sustainable systems." The specific programs, including the Toilet Replacement Program, the Emergency Leak Repair Program, and the pilot program with SoCalGas, specifically target low-income customers, which directly relates to Goal 5.4, whose goal is to "consider the specific needs of particular populations and work to created targeted engagement opportunities."

This completes the supplemental response to Data Request No. 018-AS. If you have any questions, or require additional information, please contact me.

Sincerely,

LIBERTY UTILITIES (PARK WATER) CORP.

/s/ Tiffany Thong

TIFFANY THONG

Manager, Rates and Regulatory Affairs

(562) 923-0711

Tiffany.Thong@libertyutilities.com

**Liberty Apple Valley
Data Request #001-AS**

1)Telephone Performance Standards

Year	1a-Call Answer Service Level: Total Number of calls reaching a utility	1b-Total number of calls attempting to reach a utility representative	1c-Abandoned Call Rate: Total Number of Calls Abandoned
2019	26,881	31,521	717
2020	24,414	27,077	878
2021	21,712	25,617	689
2022	19,802	24,143	844
2023	20,626	27,940	2,569

**1d-Abandoned Call Rate: Total
Number of attempts to reach a
utility representative**

32,238

27,955

26,306

24,987

30,509

**Liberty Park Water
Data Request #001-AS**

1)Telephone Performance Standards

Year	1a-Call Answer Service Level: Total Number of calls reaching a utility	1b-Total number of calls attempting to reach a utility representative
2019	43,152	50,027
2020	30,568	33,893
2021	26,690	31,460
2022	24,080	29,595
2023	27,175	37,250

1d-Abandoned Call Rate:

**1c-Abandoned Call Rate: Total Number of attempts to
Number of Calls Abandoned reach a utility**

Will remove

1,909	51,936	86%
1,294	35,187	90%
1,012	32,472	85%
1,047	30,642	81%
2,968	40,218	73%

4%
4%
3%
3%
7%

2019 Apple Valley

	Total bills rendered	Bills not rendered w/in 7 days	Bills rendered inaccurately
Jan	11,237	0	0
Feb	10,063	0	0
March	11,360	0	0
Q1	32,660	0	0
April	10,103	0	0
May	11,385	0	0
June	9,656	0	0
Q2	31,144	0	0
July	11,846	0	0
August	10,149	0	0
Sept	11,390	0	0
Q3	33,385	0	0
Oct	10,103	0	0
Nov	11,396	0	0
Dec	10,129	0	0
Q4	31,628	0	0
Total	128,817	0	0

2020 Apple Valley

	Total bills rendered	Bills not rendered w/in 7 days	Bills rendered inaccurately
Jan	11,379	0	0
Feb	10,104	0	0
March	11,406	0	0
Q1	32,889	0	0
April	10,132	0	0
May	11,392	0	0
June	10,183	0	0
Q2	31,707	0	0
July	11,446	0	0
August	10,199	0	0
Sept	11,447	0	0
Q3	33,092	0	0
Oct	10,223	0	0
Nov	11,452	0	0
Dec	10,233	0	0
Q4	31,908	0	0
Total	129,596	0	0

2021 Apple Valley

	Total bills rendered	Bills not rendered w/in 7 days	Bills rendered inaccurately
Jan	11,431	0	0
Feb	10,202	0	0
March	11,458	0	0
Q1	33,091	0	0
April	10,251	0	0
May	11,424	0	0
June	10,305	0	0
Q2	31,980	0	0
July	11,468	0	0
August	10,305	0	0
Sept	11,455	0	0
Q3	33,228	0	0
Oct	10,321	0	0
Nov	11,483	0	0
Dec	10,322	0	0
Q4	32,126	0	0
Total	130,425	0	0

2022 Apple Valley

	Total bills rendered	Bills not rendered w/in 7 days	Bills rendered inaccurately
Jan	11,471	0	0
Feb	10,305	0	0
March	11,519	0	0
Q1	33,295	0	0
April	10,355	0	0
May	11,495	0	0
June	10,364	0	0
Q2	32,214	0	0
July	11,480	0	0
August	10,372	0	0
Sept	11,503	0	0
Q3	33,355	0	0
Oct	10,344	0	0
Nov	11,469	0	0
Dec	10,322	0	0
Q4	32,135	0	0
Total	130,999	0	0

2023 Apple Valley

	Total bills rendered	Bills not rendered w/in 7 days	Bills rendered inaccurately
Jan	11,481	0	0

Feb	10,336	0	0
March	11,477	0	0
Q1	33,294	0	0
April	10,281	0	0
May	11,164	0	0
June	10,973	0	0
Q2	32,418	0	0
July	10,476	0	0
August	11,165	0	0
Sept	11,053	0	0
Q3	32,694	0	0
Oct	10,231	0	0
Nov	11,636	0	0
Dec	9,620	0	0
Q4	9,620	0	0
Total	108,026	0	0

AVR Payments Posted in 2019

<u>Payment Channel</u>	<u># of Transactions</u>	<u>Batch Total</u>	<u>AVR Misaj</u>
RTL	36,162	-\$8,721,421	
Remit	3,239	-\$926,741	<u>Batch ID</u>
ACH	26,809	-\$4,421,551	218890
Pre-Authorized	13,103	-\$2,410,091	220280
Paymentus	33,627	-\$4,086,887	221909
Night Box	2,526	-\$372,270	222690
Cashier	21,811	-\$3,074,094	223206
Payment on a Write-off	162	-\$24,119	223698
<u>Total</u>	<u>137,439</u>	<u>-\$24,037,174</u>	223982
			224300
			224472
			226779
			227041
			227173

AVR Payments Posted in 2020

<u>Payment Channel</u>	<u># of Transactions</u>	<u>Batch Total</u>	<u>Batch ID</u>
RTL	33,427	-\$7,950,131	228302
Remit	2,422	-\$711,532	232728
ACH	28,350	-\$4,809,493	232930
Pre-Authorized	14,384	-\$2,588,983	234645
Paymentus	37,266	-\$4,834,397	234879
Night Box	5,610	-\$945,231	
Cashier	4,341	-\$628,364	
Payment on a Write-off	197	-\$25,820	
<u>Total</u>	<u>125,997</u>	<u>-\$22,493,952</u>	

AVR Payments Posted in 2021

<u>Payment Channel</u>	<u># of Transactions</u>	<u>Batch Total</u>
RTL	30,501	-\$8,803,971
Remit	2,327	-\$1,052,310
ACH	28,396	-\$5,385,250
Pre-Authorized	14,060	-\$2,774,966
Paymentus	39,078	-\$5,951,900
Night Box	6,800	-\$1,264,035
Cashier	66	-\$34,393
Payment on a Write-off	-	-\$58,333
Total	121,228	-\$25,325,158

AVR MisajBatch ID

Total

AVR Payments Posted in 2022

<u>Payment Channel</u>	<u># of Transactions</u>	<u>Batch Total</u>
RTL	28,942	-\$8,406,277
Remit	1,791	-\$727,779
ACH	27,423	-\$5,075,810
Pre-Authorized	15,047	-\$2,820,428
Paymentus	497,348	-\$6,175,898
Night Box	3,904	-\$665,177
Cashier	3,050	-\$535,281
Payment on a Write-off		-\$115,264
Total	577,505	-\$24,521,914

AVR MisajBatch ID

Total

AVR Payments Posted in 2023**AVR Misaj**

Payment Channel	# of Transactions	Batch Total	Batch ID
RTL	8,774	-\$1,869,157	
Remit	2,501	-\$585,479	
ACH	8,396	-\$1,326,325	
Pre-Authorized	4,251	-\$795,488	
Paymentus	15,758	-\$2,211,285	
Night Box	692	-\$101,150	
Cashier	2,292	-\$421,180	
Payment on a Write-off		-\$6,293	
Total	42,664	-\$7,316,357	

Apple Valley - Payments posted from 5/1/23 - 5/3/23

Payments Posted in May 2023 (5/1 -5/3)

Payment Channel	# of Transactions	Batch Total
RTL	1	\$60
Remit	9	\$1,246
ACH	119	\$58,936
Pre-Authorized	-	\$0
Kubra	594	\$80,816
Night Box	20	\$1,955
Cashier	77	\$11,649
Payment on a Write-off		
Total	820	\$154,662

Payments Posted in May 2023 (5/8-5/31)

Payment Channel	# of Transactions	Batch Total
Payment - Bank Draft	1,743	\$295,749.30
Payment - CD/Cash	232	\$30,446.57
Payment - CD/Check	163	\$29,286.46
Payment - CD/Postal	-	\$0.00
Payment - Manual	664	\$135,995.67
Payment - IPAY	83	\$12,532.30
Payment - Manual Chec	387	\$71,847.62
Payment - Online Resou	-	\$0.00
Payment - Fiserv Bank (672	\$86,308.84
Payment - Fiserv Lockb	1,739	\$374,714.37
Payment - Fiserv- Walk	28	\$3,168.46
Real Time Payment - IV	868	\$116,735.04
Real Time Payment -My	297	\$41,336.57
Real Time Payment -Gu	1,793	\$254,060.31
Total	8,669	\$1,452,181.51

Apple Valley - Payments posted in June 2023

Payment Channel	# of Transactions	Batch Total
Payment - Bank Draft	756	\$120,631.08
Payment - CD/Cash	142	\$20,224.43
Payment - CD/Check	161	\$29,389.20
Payment - CD/Postal	2	\$260.00
Payment - Manual	532	\$104,795.05
Payment - IPAY	202	\$32,849.89
Payment - Manual Chec	299	\$51,369.82
Payment - Online Resou	-	\$0.00
Payment - Fiserv Bank (861	\$145,186.08
Payment - Fiserv Lockb	2,744	\$624,706.62
Payment - Fiserv- Walk	67	\$10,476.37
Real Time Payment - IV	1,050	\$152,737.84
Real Time Payment -My	472	\$73,662.62
Real Time Payment -Gu	1,705	\$265,698.15
	8,993	\$1,631,987.15

Apple Valley - Payments posted in July 2023

Payment Channel	# of Transactions	Batch Total
Payment - Bank Draft	2,106	\$475,727.29
Payment - CD/Cash	20	\$3,172.42
Payment - CD/Check	56	\$12,519.55
Payment - CD/Postal	4	\$520.44
Payment - Manual	384	\$78,396.62
Payment - IPAY	278	\$58,107.16
Payment - Manual Chec	365	\$81,401.98
Payment - Online Resou	-	\$0.00
Payment - Fiserv Bank (1,227	\$227,853.73
Payment - Fiserv Lockb	3,101	\$1,068,959.14
Payment - Fiserv- Walk	91	\$12,647.93
Real Time Payment - IV	1,254	\$205,710.96
Real Time Payment -My	808	\$149,216.49
Real Time Payment -Gu	2,197	\$38,842.81
	11,891	\$2,413,076.52

Apple Valley - Payments Posted in August 2023

Payment Channel	# of Transactions	Batch Total
Payment - Bank Draft	1,170	\$275,066.58
Payment - CD/Cash	200	\$35,155.57
Payment - CD/Check	228	\$56,955.71
Payment - CD/Postal	13	\$3,093.67
Payment - Manual	326	\$104,700.09
Payment - IPAY	239	\$45,653.02

Payment - Manual Chec	246	\$51,842.02
Payment - Online Resou	-	\$0.00
Payment - Fiserv Bank (1,000	\$211,093.88
Payment - Fiserv Lockb	2,055	\$983,758.91
Payment - Fiserv- Walk	78	\$13,579.07
Real Time Payment - IV	1,156	\$210,235.16
Real Time Payment -My	812	\$163,971.55
Real Time Payment -Gu	1,893	\$364,237.07
	9,416	\$2,519,342.30

Apple Valley - September 2023

Payment Channel	# of Transactions	Batch Total
Payment - Bank Draft	1,532	\$367,590.83
Payment - CD/Cash	181	\$29,468.93
Payment - CD/Check	205	\$50,172.87
Payment - CD/Postal	6	\$1,604.73
Payment - Manual	283	\$197,736.32
Payment - IPAY	259	\$66,236.11
Payment - Manual Chec	123	\$27,798.39
Payment - Online Resou	31	\$5,987.53
Payment - Fiserv Bank (1,239	\$251,749.25
Payment - Fiserv Lockb	2,404	\$1,022,680.60
Payment - Fiserv- Walk	63	\$8,876.14
Real Time Payment - IV	1,089	\$205,513.95
Real Time Payment -My	874	\$166,113.24
Real Time Payment -Gu	1,743	\$345,479.61
	10,032	\$2,747,008.50

Apple Valley - October 2023

Payment Channel	# of Transactions	Batch Total
Payment - Bank Draft	1,085	\$253,525.43
Payment - CD/Cash	236	\$37,517.73
Payment - CD/Check	240	\$105,153.86
Payment - CD/Postal	5	\$881.38
Payment - Manual	62	\$78,384.44
Payment - IPAY	215	\$44,794.26
Payment - Manual Chec	230	\$58,066.05
Payment - Online Resou	211	\$35,843.17
Payment - Fiserv Bank (1,083	\$224,758.87
Payment - Fiserv Lockb	1,682	\$870,401.98
Payment - Fiserv- Walk	76	\$12,069.55
Real Time Payment - IV	1,045	\$182,441.85
Real Time Payment -My	914	\$168,080.69
Real Time Payment -Gu	1,843	\$346,427.64

8,927 \$2,418,346.90

Apple Valley - November 2023

Payment Channel	# of Transactions	Batch Total
Payment - Bank Draft	1,834	\$425,181.16
Payment - CD/Cash	172	\$27,829.80
Payment - CD/Check	199	\$44,968.11
Payment - CD/Postal	2	\$278.58
Payment - Manual	54	\$89,067.10
Payment - IPAY	278	\$62,164.63
Payment - Manual Chec	194	\$48,683.77
Payment - Online Resou	295	\$58,810.96
Payment - Fiserv Bank (1,461	\$288,754.84
Payment - Fiserv Lockb	2,369	\$933,126.60
Payment - Fiserv- Walk	62	\$10,455.97
Real Time Payment - IV	1,063	\$196,019.53
Real Time Payment -My	975	\$183,812.43
Real Time Payment -Gu	1,760	\$328,495.36
	10,718	\$2,697,648.84

Apple Valley - December 2023

Payment Channel	# of Transactions	Batch Total
Payment - Bank Draft	860	\$166,588.44
Payment - CD/Cash	216	\$40,230.61
Payment - CD/Check	218	\$57,658.25
Payment - CD/Postal	2	\$456.97
Payment - Manual	50	\$27,179.15
Payment - IPAY	212	\$36,307.01
Payment - Manual Chec	128	\$24,720.45
Payment - Online Resou	130	\$16,598.16
Payment - Fiserv Bank (1,044	\$202,972.79
Payment - Fiserv Lockb	1,445	\$524,789.24
Payment - Fiserv- Walk	68	\$11,012.79
Real Time Payment - IV	1,029	\$177,508.18
Real Time Payment -My	971	\$178,412.70
Real Time Payment -Gu	1,769	\$328,403.24
	8,142	\$1,792,837.98

Applied Payments in 2019

Batch Description	Transcode Description	Transaction Date	# of Transa
AVR TRANSFER BALANCE 3/22	Transfer From A/R-Misapplied	3/22/19	2
AVR TRANSFER MISAPPLIED 0	Transfer From A/R-Misapplied	5/9/19	2
AVR TRANSFER FROM A/R MI!	Transfer From A/R-Misapplied	7/3/19	2
AVR TRANSFER FROM A/R MI!	Transfer From A/R-Misapplied	7/29/19	2
AVR TRANSFER BALANCE MIS!	Transfer From A/R-Misapplied	8/13/19	2
AVR TRANSFER BALANCE MIS!	Transfer From A/R-Misapplied	8/28/19	2
AVR TRANSFER FROM A/R MI!	Transfer From A/R-Misapplied	9/6/19	2
AVR TRANSFER MISAPPLIED 0	Transfer From A/R-Misapplied	9/17/19	2
AVR TRANSFERED FROM A/R I	Transfer From A/R-Misapplied	9/23/19	2
AVR TRANSFER FROM A/R TO	Transfer From A/R-Misapplied	12/5/19	2
AVR TRANSFER FROM A/R TO	Transfer From A/R-Misapplied	12/13/19	2
AVR TRANSFER FROM A/R MI!	Transfer From A/R-Misapplied	12/18/19	2

24

Applied Payments in 2020

Batch Description	Transcode Description	Transaction Date	# of Transa
AVR TRANSFER MISAPPLIED F	Transfer From A/R-Misapplied	01/27/2020	2
AVR TRANSFER BALANCE 8/13	Transfer From A/R-Misapplied	08/31/2020	2
AVR TRANSFER FROM A/R MI!	Transfer From A/R-Misapplied	09/11/2020	2
AVR TRANSFER FROM A/R TO	Transfer From A/R-Misapplied	12/15/2020	2
AVR TRANSFER FROM A/R MI!	Transfer From A/R-Misapplied	12/30/2020	2

10

Applied Payments in 2021

<u>Batch Description</u>	<u>Transcode Description</u>	<u>Transaction Date</u>	<u># of Transa</u>
AVR Transfer from A/R to Mis Transfer From A/R-Misapplied		1/5/2021	1
AVR Transfer from A/R to Mis Transfer From A/R-Misapplied		1/15/2021	1
AVR Transfer from A/R to Mis Transfer From A/R-Misapplied		3/24/2021	1
AVR Transfer from A/R to Mis Transfer From A/R-Misapplied		5/27/2021	1
AVR Transfer from A/R to Mis Transfer From A/R-Misapplied		6/11/2021	1
AVR Transfer from A/R to Mis Transfer From A/R-Misapplied		6/29/2021	1
AVR Transfer from A/R to Mis Transfer From A/R-Misapplied		7/21/2021	1
AVR Transfer from A/R to Mis Transfer From A/R-Misapplied		8/12/2021	1
AVR Transfer from A/R to Mis Transfer From A/R-Misapplied		8/18/2021	2
AVR Transfer from A/R to Mis Transfer From A/R-Misapplied		10/12/2021	1
AVR Transfer from A/R to Mis Transfer From A/R-Misapplied		10/15/2021	3
AVR Transfer from A/R to Mis Transfer From A/R-Misapplied		10/22/2021	1
AVR Transfer from A/R to Mis Transfer From A/R-Misapplied		10/27/2021	1
AVR Transfer from A/R to Mis Transfer From A/R-Misapplied		12/28/2021	1
			17

Applied Payments in 2022

<u>Batch Description</u>	<u>Transcode Description</u>	<u>Transaction Date</u>	<u># of Transa</u>
AVR Transfer from A/R to Mis Transfer From A/R-Misapplied		1/10/2022	1
AVR Transfer from A/R to Mis Transfer From A/R-Misapplied		1/27/2022	1
AVR Transfer from A/R to Mis Transfer From A/R-Misapplied		2/1/2022	1
AVR Transfer from A/R to Mis Transfer From A/R-Misapplied		3/15/2022	1
AVR Transfer from A/R to Mis Transfer From A/R-Misapplied		3/16/2022	1
AVR Transfer from A/R to Mis Transfer From A/R-Misapplied		5/2/2022	1
AVR Transfer from A/R to Mis Transfer From A/R-Misapplied		5/12/2022	1
AVR Transfer from A/R to Mis Transfer From A/R-Misapplied		5/27/2022	1
AVR Transfer from A/R to Mis Transfer From A/R-Misapplied		6/22/2022	1
AVR Transfer from A/R to Mis Transfer From A/R-Misapplied		7/8/2022	1
AVR Transfer from A/R to Mis Transfer From A/R-Misapplied		8/9/2022	1
AVR Transfer from A/R to Mis Transfer From A/R-Misapplied		9/28/2022	1
AVR Transfer from A/R to Mis Transfer From A/R-Misapplied		9/30/2022	1
			13

Applied Payments in 2023

Batch Description	Transcode Description	Transaction Date	# of Transa
AVR Transfer from A/R to Mis	Transfer From A/R-Misapplied	3/16/2023	1
AVR Transfer from A/R to Mis	Transfer From A/R-Misapplied	3/17/2023	1
			2

2019 Liberty Park Water

	Total bills rendered	Bills not rendered w/in 7 days	Bills rendered inaccurately
Jan	13,533	6	0
Feb	14,400	17	0
March	13,528	0	0
Q1	41,461	23	0
April	14,464	0	1
May	15,525	4	3
June	13,601	0	0
Q2	43,590	4	4
July	15,118	5	1
August	15,241	0	0
Sept	14,233	16	0
Q3	44,592	21	1
Oct	15,243	8	0
Nov	12,526	0	0
Dec	16,918	0	0
Q4	44,687	8	0
Total	174,330	56	5

2020 Liberty Park Water

	Total bills rendered	Bills not rendered w/in 7 days	Bills rendered inaccurately
Jan	14,221	0	0
Feb	15,218	0	0
March	14,212	0	0
Q1	43,651	0	0
April	15,216	0	0
May	14,195	0	0
June	15,248	10	3
Q2	44,659	10	3
July	14,207	2	0
August	15,253	0	0
Sept	14,152	0	1
Q3	43,612	2	1
Oct	15,240	0	1
Nov	14,205	0	2
Dec	15,257	0	0

Q4	44,702	0	3
Total	176,624	12	7

2021 Liberty Park Water

	Total bills rendered	Bills not rendered w/in 7 days	Bills rendered inaccurately
Jan	14,208	0	0
Feb	16,908	0	0
March	14,235	0	0
Q1	45,351	0	0
April	16,922	0	0
May	14,232	0	0
June	16,922	0	0
Q2	48,076	0	0
July	14,216	0	0
August	16,921	0	0
Sept	14,260	0	0
Q3	45,397	0	0
Oct	16,937	0	0
Nov	14,237	0	0
Dec	16,918	0	0
Q4	48,092	0	0
Total	186,916		

2022 Liberty Park Water

	Total bills rendered	Bills not rendered w/in 7 days	Bills rendered inaccurately
Jan	14,248	0	0
Feb	16,925	0	0
March	14,257	0	0
Q1	45,430	0	0
April	16,311	0	0
May	14,245	0	0
June	16,935	0	0
Q2	47,491	0	0
July	14,243	0	0
August	16,951	0	0
Sept	14,230	0	0
Q3	45,424	0	0
Oct	16,952	0	0
Nov	14,233	0	0
Dec	16,907	0	0
Q4	48,092	0	0
Total	186,437		

2023 Liberty Park Water

	Total bills rendered	Bills not rendered w/in 7 days	Bills rendered inaccurately
Jan	14,232	0	0
Feb	20,954	0	0
March	17,137	0	0
Q1	52,323	0	0
April	11,461	0	0
May	11,352	0	0
June	20,730	0	0
Q2	43,543	0	0
July	16,381	0	0
August	14,550	0	0
Sept	17,208	0	0
Q3	48,139	0	0
Oct	13,737	0	0
Nov	17,280	0	0
Dec	13,672	0	0
Q4	44,689	0	0
Total	188,694		

% of bills not generated w/in 7 days	%bills rendered inaccurately
0.04%	0.00%
0.11%	0.00%
0.00%	0.00%
0.15%	0.00%
0.00%	0.01%
0.03%	0.02%
0.00%	0.00%
0.01%	0.01%
0.03%	0.01%
0.00%	0.00%
0.11%	0.00%
0.05%	0.00%
0.05%	0.00%
0.00%	0.00%
0.00%	0.00%
0.02%	0.00%
0.06%	0.00%

Total payments posted
197,774

Payments Posted in 2019

Payment Channel
RTL
Remit
ACH
Pre-Authorized
Paymentus
Night Box
Cashier
Payment on a Write-off
Total

% of bills not generated w/in 7 days	%bills rendered inaccurately
0.00%	0.00%
0.00%	0.00%
0.00%	0.00%
0.00%	0.00%
0.00%	0.00%
0.00%	0.00%
0.07%	0.02%
0.02%	0.01%
0.01%	0.00%
0.00%	0.00%
0.00%	0.01%
0.00%	0.00%
0.00%	0.01%
0.00%	0.01%
0.00%	0.00%

Total payments posted
183,013

Payments Posted in 2020

Payment Channel
RTL
Remit
ACH
Pre-Authorized
Paymentus
Night Box
Cashier
Payment on a Write-off
Total

0.00%	0.01%
0.00%	0.00%

% of bills not generated w/in 7 days	%bills rendered inaccurately
0.00%	0.00%
0.00%	0.00%
0.00%	0.00%
0.00%	0.00%
0.00%	0.00%
0.00%	0.00%
0.00%	0.02%
0.00%	0.00%
0.00%	0.00%
0.00%	0.00%
0.00%	0.00%
0.00%	0.00%
0.00%	0.00%
0.00%	0.00%
0.00%	0.00%
0.00%	0.00%
0.00%	0.00%

Total payments posted

Payments Posted in 2021

Payment Channel
RTL
Remit
ACH
Pre-Authorized
Paymentus
Night Box
Cashier
Payment on a Write-off
Total

% of bills not generated w/in 7 days	%bills rendered inaccurately
0.00%	0.00%
0.00%	0.00%
0.00%	0.00%
0.00%	0.00%
0.00%	0.00%
0.00%	0.00%
0.00%	0.00%
0.00%	0.00%
0.00%	0.00%
0.00%	0.00%
0.00%	0.00%
0.00%	0.00%
0.00%	0.00%
0.00%	0.00%
0.00%	0.00%
0.00%	0.00%
0.00%	0.00%

Total payments posted	168,940
Payments Posted in 2022	
Payment Channel	
RTL	
Remit	
ACH	
Pre-Authorized	
Paymentus	
Night Box	
Cashier	
Payment on a Write-off	
Total	

Real Time Payment -My Account
Real Time Payment -Guest Pay

Park Water Company /Downey - Pay

Payment Channel

Payment - Bank Draft
Payment - CD/Cash
Payment - CD/Check
Payment - CD/Postal
Payment - Manual
Payment - IPAY
Payment - Manual Check
Payment - Online Resources
Payment - Fiserv Bank Cns
Payment - Fiserv Lockbox
Payment - Fiserv- Walk In
Real Time Payment - IVR
Real Time Payment -My Account
Real Time Payment -Guest Pay

Park Water Company /Downey - Pay

Payment Channel

Payment - Bank Draft
Payment - CD/Cash
Payment - CD/Check
Payment - CD/Postal
Payment - Manual
Payment - IPAY
Payment - Manual Check
Payment - Online Resources
Payment - Fiserv Bank Cns
Payment - Fiserv Lockbox
Payment - Fiserv- Walk In
Real Time Payment - IVR
Real Time Payment -My Account
Real Time Payment -Guest Pay

Park Water Company /Downey - Pay

Payment Channel

Payment - Bank Draft

Payment - CD/Cash
Payment - CD/Check
Payment - CD/Postal
Payment - Manual
Payment - IPAY
Payment - Manual Check
Payment - Online Resources
Payment - Fiserv Bank Cns
Payment - Fiserv Lockbox
Payment - Fiserv- Walk In
Real Time Payment - IVR
Real Time Payment -My Account
Real Time Payment -Guest Pay

Park Water Company /Downey - Sep

Payment Channel

Payment - Bank Draft
Payment - CD/Cash
Payment - CD/Check
Payment - CD/Postal
Payment - Manual
Payment - IPAY
Payment - Manual Check
Payment - Online Resources
Payment - Fiserv Bank Cns
Payment - Fiserv Lockbox
Payment - Fiserv- Walk In
Real Time Payment - IVR
Real Time Payment -My Account
Real Time Payment -Guest Pay

Park Water Company /Downey - Oct

Payment Channel

Payment - Bank Draft
Payment - CD/Cash
Payment - CD/Check
Payment - CD/Postal
Payment - Manual
Payment - IPAY
Payment - Manual Check
Payment - Online Resources
Payment - Fiserv Bank Cns

Payment - Fiserv Lockbox
Payment - Fiserv- Walk In
Real Time Payment - IVR
Real Time Payment -My Account
Real Time Payment -Guest Pay

Park Water Company /Downey - Nov

Payment Channel

Payment - Bank Draft
Payment - CD/Cash
Payment - CD/Check
Payment - CD/Postal
Payment - Manual
Payment - IPAY
Payment - Manual Check
Payment - Online Resources
Payment - Fiserv Bank Cns
Payment - Fiserv Lockbox
Payment - Fiserv- Walk In
Real Time Payment - IVR
Real Time Payment -My Account
Real Time Payment -Guest Pay

Park Water Company /Downey - Dec

Payment Channel

Payment - Bank Draft
Payment - CD/Cash
Payment - CD/Check
Payment - CD/Postal
Payment - Manual
Payment - IPAY
Payment - Manual Check
Payment - Online Resources
Payment - Fiserv Bank Cns
Payment - Fiserv Lockbox
Payment - Fiserv- Walk In
Real Time Payment - IVR
Real Time Payment -My Account
Real Time Payment -Guest Pay

Payments posted incorrectly % of payments posted incorrectly

109 0.1%

# of Transactions	Batch Total
52,413	-\$13,474,401
4,592	-\$1,891,308
40,656	-\$6,847,080
18,407	-\$4,037,960
60,135	-\$8,958,645
477	-\$98,246
20,977	-\$4,196,711
117	-\$14,506
197,774	-\$39,518,858

Misapplied Payments in 2019

Batch ID	Batch Description	Transcode
219030	PWC BG ADJUSTM	Transfer Fi
219532	PWC ADJUSTMEN	Transfer Fi
222405	PWC ADJUSTMEN	Transfer Fi
223182	PWC ADJUSTMEN	Transfer Fi
223519	PWC ADJUSTMEN	Transfer Fi
223940	PWC Adjustments	Transfer Fi
224091	PWC ADJUSTMEN	Transfer Fi
224135	PWC ADJUSTMEN	Transfer Fi
224357	PWC ADJUSTMEN	Transfer Fi
225073	PWC ADJUSTMEN	Transfer Fi
225208	PWC ADJUSTMEN	Transfer Fi
225254	PWC ADJUSTMEN	Transfer Fi
226484	PWC ADJUSTMEN	Transfer Fi
226812	PWC ADJUSTMEN	Transfer Fi
227309	PWC ADJUSTMEN	Transfer Fi
227496	PWC ADJUSTMEN	Transfer Fi

Total

Payments posted incorrectly % of payments posted incorrectly

211 0.01%

# of Transactions	Batch Total
51,543	-\$13,820,717
2,442	-\$1,351,353
38,297	-\$6,596,740
21,608	-\$4,918,104
61,685	-\$9,859,552
3,218	-\$697,980
4,135	-\$788,065
85	-\$11,678
183,013	-\$38,044,189

Misapplied Payments in 2020

Batch ID	Batch Description	Transcode
228697	PWC ADJUSTMENT	Transfer Fr
228863	PWC ADJUSTMENTS	Transfer Fr
228938	PWC TRANSFER FRO	Transfer Fr
229934	PWC ADJUSTMENT	Transfer Fr
230227	PWC TRANSFER BAL	Transfer Fr
230272	PWC TRANSFER BAL	Transfer Fr
230504	PWC TRANSFER PAY	Transfer Fr
230525	PWC TRANSFER BAL	Transfer Fr
230699	PWC TRANSFER BAL	Transfer Fr
230773	PWC TRANSFER BAL	Transfer Fr

Payments posted incorrectly % of payments posted incorrectly

Misapplied Payments in 2023

# of Transactions	Batch Total
14,823	-\$3,501,288
616	-\$211,915
12,171	-\$1,844,485
8,744	-\$1,514,863
25,212	-\$4,470,609
664	-\$106,454
1,920	-\$438,109
	-\$20,450
	-\$12,108,173

Batch ID	Batch Description	Transcode
		PWC Trans
		PWC Trans
		PWC Trans
Total		

Payments posted from 5/1/23 to 5/3/23

-5/3)

# of Transactions	Batch Total
235	-\$112,105.61
5	-\$643.41
562	\$86,964
-	\$0
739	\$119,133
24	\$3,253
58	\$9,732
1,623	\$106,332.88

-5/31)

# of Transactions	Batch Total
1,562	\$331,617.63
245	\$38,350.27
134	\$21,296.40
-	\$0.00
1,215	\$199,025.98
99	\$12,083.36
210	\$38,432.70
-	\$0.00
516	\$75,838.33
2,176	\$476,267.64
29	\$4,318.89
1,602	\$252,191.30

306	\$50,426.69
2,339	\$378,484.94
10,433	\$1,878,334.13

Payments posted in June 2023

# of Transactions	Batch Total
1,499	\$315,501.79
480	\$83,951.10
187	\$34,846.90
-	\$0.00
602	\$151,667.63
277	\$40,520.55
75	\$12,676.65
-	\$0.00
1,072	\$179,541.46
4,616	\$1,326,659.92
99	\$17,987.13
1,901	\$325,895.83
621	\$108,131.53
2,337	\$406,032.81
13,766	\$3,003,413.30

Payments posted in July 2023

# of Transactions	Batch Total
2,586	\$564,124.19
479	\$87,530.42
262	\$56,038.16
-	\$0.00
260	\$54,258.27
318	\$48,113.74
67	\$16,136.83
-	\$0.00
1,276	\$214,641.49
4,126	\$1,194,173.66
114	\$18,929.56
2,405	\$428,762.17
1,024	\$206,029.87
2,952	\$553,992.39
15,869	\$3,442,730.75

Payments Posted in August 2023

# of Transactions	Batch Total
2,534	\$597,994.23

596	\$120,445.45
202	\$44,362.54
3	\$736.50
141	\$40,721.45
315	\$54,187.72
153	\$71,013.40
-	\$0.00
1,268	\$234,272.27
3,401	\$1,186,974.01
93	\$19,145.86
2,120	\$407,367.23
1,118	\$232,160.78
2,577	\$538,331.20
<hr/>	
14,521	\$3,547,712.64

September 2023

# of Transactions	Batch Total
1,234	\$334,675.01
469	\$98,403.38
172	\$39,945.57
1	\$76.06
119	\$42,054.46
276	\$45,743.27
185	\$111,671.55
7	\$985.53
1,308	\$251,496.48
3,165	\$1,267,618.62
90	\$15,873.89
2,014	\$394,735.22
1,092	\$229,178.45
2,327	\$485,193.26
<hr/>	
12,459	\$3,317,650.75

October 2023

# of Transactions	Batch Total
2,710	\$588,539.12
561	\$112,172.82
228	\$46,387.19
1	\$179.12
71	\$29,076.87
282	\$46,199.18
342	\$171,531.00
115	\$17,559.90
1,416	\$252,595.34

3,122	\$1,207,010.76
106	\$18,427.58
2,081	\$394,698.35
1,230	\$257,706.11
2,566	\$527,547.25
14,831	\$3,669,630.59

ember 2023

# of Transactions	Batch Total
1,623	\$412,372.69
430	\$89,058.37
174	\$46,475.99
1	\$223.94
23	\$16,636.88
311	\$49,040.44
285	\$195,666.91
79	\$12,305.28
1,439	\$262,422.05
2,696	\$883,055.64
102	\$18,835.42
1,896	\$360,353.81
1,330	\$273,506.50
2,455	\$48,125.79
12,844	\$2,668,079.71

ember 2023

# of Transactions	Batch Total
2,259	\$544,526.67
494	\$99,059.18
225	\$52,122.03
1	\$60.84
42	\$32,855.37
273	\$51,759.29
120	\$31,763.27
47	\$7,863.28
1,398	\$266,928.16
2,792	\$1,167,124.75
92	\$15,889.59
1,845	\$357,858.22
1,349	\$293,211.83
2,372	\$509,483.37
13,309	\$3,430,505.85

Transaction Date f Transactions

03/27/2019	2
04/12/2019	5
07/19/2019	10
08/12/2019	9
08/22/2019	8
09/05/2019	2
09/10/2019	6
09/11/2019	2
09/18/2019	9
10/10/2019	9
10/15/2019	5
10/16/2019	5
11/25/2019	11
12/06/2019	11
12/23/2019	12
12/31/2019	3

109

Transaction Date f Transactions

02/06/2020	3
02/12/2020	8
02/14/2020	6
03/30/2020	8
04/14/2020	8
04/16/2020	4
04/29/2020	2
04/30/2020	8
05/12/2020	2
05/14/2020	12

05/29/2020	12
06/15/2020	2
07/10/2020	9
07/23/2020	10
07/24/2020	18
07/31/2020	6
08/14/2020	3
08/24/2020	10
08/28/2020	16
09/01/2020	4
09/02/2020	2
09/18/2020	12
09/25/2020	6
09/28/2020	2
09/28/2020	10
10/02/2020	2
10/15/2020	2
10/27/2020	2
10/30/2020	2
11/13/2020	14
11/17/2020	2
11/23/2020	2
12/02/2020	2

211

Transaction Date f Transactions

1/12/2021	1
1/13/2021	2
1/14/2021	7
1/26/2021	2
2/12/2021	2
3/12/2021	5
4/12/2021	1
4/14/2021	3
4/27/2021	1
5/3/2021	1
5/4/2021	1
5/6/2021	1
5/17/2021	8
5/19/2021	1

6/11/2021	1
6/15/2021	1
6/21/2021	1
7/21/2021	1
7/27/2021	1
8/10/2021	1
8/17/2021	1
8/30/2021	1
9/7/2021	1
9/17/2021	1
9/27/2021	1
10/1/2021	1
10/21/2021	1
10/26/2021	1
10/28/2021	3
11/1/2021	1
11/3/2021	1
11/30/2021	1
12/16/2021	1

57

Transaction Date f Transactions

1/13/2022	1
1/26/2022	1
1/27/2022	1
2/3/2022	1
4/13/2022	1
4/26/2022	1
5/2/2022	1
5/3/2022	1
5/12/2022	1
6/17/2022	1
6/22/2022	1
7/15/2022	1
7/18/2022	1
8/2/2022	1
8/30/2022	1
9/14/2022	1
10/24/2022	1
11/2/2022	1
12/13/2022	1

19

<u>Transaction Date</u>	<u>f Transactions</u>
01/18/2023	1
03/17/2023	1
03/28/2023	2
	4

Date	Total Read Scheduled	Meter not read
2019 Apple Valley		
1/19	11939	0
2/19	10081	0
3/19	11321	0
4/19	10108	0
5/19	11383	0
6/19	10107	0
7/19	11383	0
8/19	10146	0
9/19	11414	0
10/19	10150	0
11/19	11418	0
12/19	10158	0
Total	129608	0
2020 Apple Valley		
1/20	11421	0
2/20	10163	0
3/20	11850	0
4/20	10160	0
5/20	11850	0
6/20	10160	0
7/20	11988	0
8/20	10162	0
9/20	11543	0
10/20	10165	0
11/20	11544	0
12/20	10234	0
Total	131240	0
2021 Apple Valley		
1/21	11570	0
2/21	10277	0
3/21	11430	0
4/21	10345	0
5/21	11457	0
6/21	10241	0
7/21	11460	0
8/21	10275	0
9/21	11498	0
10/21	10268	0
11/21	10967	0
12/21	10327	0
Total	130115	0
2022 Apple Valley		
1/22	11500	0
2/22	10335	0

3/22	11482	0
4/22	10579	0
5/22	11467	0
6/22	10348	0
7/22	11469	0
8/22	10356	0
9/22	11471	0
10/22	10357	0
11/22	11475	0
12/22	10367	0
Total	131206	0

2023 Apple Valley

1/23	11472	0
2/23	10367	0
3/23	11476	0
4/23	10421	0
5/23	11509	0
6/23	10386	0
7/23	11509	0
8/23	10386	0
9/23	11509	0
10/23	10386	0
11/23	11509	0
12/23	10386	0
Total	131316	0

2019

Month/y r.	TOTAL READS	Unread	% not read by end of month
Jan-19	13535	198	1%
Feb-19	14491	284	2%
Mar-19	13539	338	2%
Apr-19	14512	331	2%
May-19	13522	191	1%
Jun-19	14555	311	2%
Jul-19	14236	216	2%
Aug-19	15284	162	1%
Sep-19	14237	168	1%
Oct-19	15294	484	3%
Nov-19	14238	119	1%
Dec-19	15292	303	2%
Total	172735	3105	2%

METER READING PERFORMANCE STANDAR

Number of Scheduled meters not read / Number of Met

3105
172735
2%

2020

Month/y r.	TOTAL READS	Unread	% not read by end of month
Jan-20	14236	643	5%
Feb-20	15290	548	4%
Mar-20	14210	924	7%
Apr-20	15333	362	2%
May-20	14275	201	1%
Jun-20	15291	257	2%
Jul-20	14255	198	1%
Aug-20	15307	377	2%
Sep-20	14252	440	3%
Oct-20	15298	533	3%
Nov-20	14175	877	6%
Dec-20	15304	677	4%
Total	177226	6037	3%

6037
177226
3%

2021

Month/y r.	TOTAL READS	Unread	% not read by end of month
Jan-20	14100	501	4%

4240

Feb-20	15369	575	4%	177202
Mar-20	14215	402	3%	2%
Apr-20	15205	245	2%	
May-20	14342	101	1%	
Jun-20	15081	214	1%	
Jul-20	14305	182	1%	
Aug-20	15309	314	2%	
Sep-20	14566	360	2%	
Oct-20	15322	352	2%	
Nov-20	14079	478	3%	
Dec-20	15309	516	3%	
Total	177202	4240	2%	

2022

Month/y r.	TOTAL READS	Unread	% not read by end of month	
Jan-20	14369	501	3%	5066
Feb-20	15190	413	3%	177858
Mar-20	14229	613	4%	3%
Apr-20	15338	408	3%	
May-20	14268	122	1%	
Jun-20	15891	267	2%	
Jul-20	14106	209	1%	
Aug-20	15407	416	3%	
Sep-20	14233	432	3%	
Oct-20	15306	519	3%	
Nov-20	14205	649	5%	
Dec-20	15316	517	3%	
Total	177858	5066	3%	

2023

Month/y r.	TOTAL READS	Unread	% not read by end of month	
Jan-20	14256	480	3%	4961
Feb-20	15396	415	3%	177699
Mar-20	14366	362	3%	3%
Apr-20	15408	522	3%	
May-20	14348	309	2%	
Jun-20	15091	218	1%	
Jul-20	14316	203	1%	
Aug-20	15462	418	3%	

Sep-20	14212	462	3%
Oct-20	15219	398	3%
Nov-20	14306	609	4%
Dec-20	15319	565	4%
Total	177699	4961	3%

ter readings scheduled

2019

	Number of Appointments	Appointments Met	Appointments Not Met	
Jan-19		35	35	0
Feb-19		42	42	0
Mar-19		16	16	0
Total		93	93	0

	Number of Appointments	Appointments Met	Appointments Not Met	
Apr-19		28	28	0
May-19		37	37	0
Jun-19		25	25	0
Total		90	90	0

	Number of Appointments	Appointments Met	Appointments Not Met	
Jul-19		32	32	0
Aug-19		41	41	0
Sep-19		20	20	0
Total		93	93	0

	Number of Appointments	Appointments Met	Appointments Not Met	
Oct-19		51	51	0
Nov-19		37	37	0
Dec-19		17	17	0
Total		105	105	0

2020

	Number of Appointments	Appointments Met	Appointments Not Met	
Jan-20		52	52	0
Feb-20		48	48	0
Mar-20		39	39	0
Total		139	139	0

	Number of Appointments	Appointments Met	Appointments Not Met	
Apr-20		13	13	0
May-20		9	9	0
Jun-20		5	5	0
Total		27	27	0

	Number of Appointments	Appointments Met	Appointments Not Met	
Jul-20		7	7	0
Aug-20		9	9	0

Sep-20	4	4	0
Total	20	20	0

Number of Appointments	Appointments Met	Appointments Not Met
------------------------	------------------	----------------------

Oct-20	13	13	0
Nov-20	8	8	0
Dec-20	14	14	0

Total	35	35	0
--------------	-----------	-----------	----------

2021

Number of Appointments	Appointments Met	Appointments Not Met
------------------------	------------------	----------------------

Jan-20	6	6	0
Feb-20	8	8	0
Mar-20	10	10	0

Total	24	24	0
--------------	-----------	-----------	----------

Number of Appointments	Appointments Met	Appointments Not Met
------------------------	------------------	----------------------

Apr-20	14	14	0
May-20	5	5	0
Jun-20	13	13	0

Total	32	32	0
--------------	-----------	-----------	----------

Number of Appointments	Appointments Met	Appointments Not Met
------------------------	------------------	----------------------

Jul-20	4	4	0
Aug-20	12	12	0
Sep-20	6	6	0

Total	22	22	0
--------------	-----------	-----------	----------

Number of Appointments	Appointments Met	Appointments Not Met
------------------------	------------------	----------------------

Oct-20	8	8	0
Nov-20	6	6	0
Dec-20	11	11	0

Total	25	25	0
--------------	-----------	-----------	----------

2022

Number of Appointments	Appointments Met	Appointments Not Met
------------------------	------------------	----------------------

Jan-20	21	21	0
Feb-20	14	14	0
Mar-20	22	22	0

Total	57	57	0
--------------	-----------	-----------	----------

Number of Appointments	Appointments Met	Appointments Not Met
------------------------	------------------	----------------------

Apr-20	14	14	0
May-20	12	12	0
Jun-20	4	4	0

Total	30	30	0
--------------	-----------	-----------	----------

Number of Appointments	Appointments Met	Appointments Not Met
------------------------	------------------	----------------------

Jul-20	15	15	0
Aug-20	18	18	0
Sep-20	6	6	0
Total	39	39	0

	Number of Appointments	Appointments Met	Appointments Not Met
Oct-20	14	14	0
Nov-20	15	15	0
Dec-20	7	7	0
Total	36	36	0

2023

	Number of Appointments	Appointments Met	Appointments Not Met
Jan-20	13	13	0
Feb-20	22	22	0
Mar-20	10	10	0
Total	45	45	0

	Number of Appointments	Appointments Met	Appointments Not Met
Apr-20	16	16	0
May-20	4	4	0
Jun-20	8	8	0
Total	28	28	0

			Appointments Not Met
Jul-20	12	12	0
Aug-20	9	9	0
Sep-20	11	11	0
Total	32	32	0

			Appointments Not Met
Oct-20	18	18	0
Nov-20	6	6	0
Dec-20	8	8	0
Total	32	32	0

Percentage
of Appointments Not Made

0%
0%
0%

0%

Percentage
of Appointments Not Made

0%
0%
0%

0%

Percentage
of Appointments Not Made

0%
0%
0%

0%

Percentage
of Appointments Not Made

0%
0%
0%

0%

Percentage
of Appointments Not Made

0%
0%
0%

0%

Percentage
of Appointments Not Made

0%
0%
0%

0%

Percentage
of Appointments Not Made

0%
0%

0%
0%
Percentage
of Appointments Not Made
0%
0%
0%
0%

Percentage
of Appointments Not Made
0%
0%
0%
0%

Percentage
of Appointments Not Made
0%
0%
0%
0%

Percentage
of Appointments Not Made
0%
0%
0%
0%

Percentage
of Appointments Not Made
0%
0%
0%
0%

Percentage
of Appointments Not Made
0%
0%
0%
0%

Percentage
of Appointments Not Made
0%
0%
0%
0%

Percentage
of Appointments Not Made

0%
0%
0%

0%

Percentage
of Appointments Not Made

0%
0%
0%

0%

Percentage
of Appointments Not Made

0%
0%
0%

0%

Percentage
of Appointments Not Made

0%
0%
0%

0%

Percentage
of Appointments Not Made

0%
0%
0%

0%

Percentage
of Appointments Not Made

0%
0%
0%

0%

2019 Liberty Park Water

1st Quarter	Number of Appointments	Appointments Met	
	Jan-19	47	47
	Feb-19	32	32
	Mar-19	18	18
Total		97	97

2nd Quarter	Number of Appointments	Appointments Met	
	Apr-19	12	12
	May-19	9	9
	Jun-19	11	11
Total		32	32

3rd Quarter	Number of Appointments	Appointments Met	
	Jul-19	34	34
	Aug-19	27	27
	Sep-19	14	14
Total		75	75

4th Quarter	Number of Appointments	Appointments Met	
	Oct-19	27	26
	Nov-19	31	31
	Dec-19	34	34
Total		92	91

2020 Liberty Park Water

1st Quarter	Number of Appointments	Appointments Met	
	Jan-20	48	48
	Feb-20	35	35
	Mar-20	14	14
Total		97	97

2nd Quarter	Number of Appointments	Appointments Met	
	Apr-20	6	6
	May-20	4	4
	Jun-20	9	9
Total		19	19

3rd Quarter	Number of Appointments	Appointments Met	
	Jul-20	11	11
	Aug-20	5	5
	Sep-20	4	4
Total		20	20

4th Quarter	Number of Appointments	Appointments Met	
	Oct-20	3	3
	Nov-20	4	4
	Dec-20	7	7
Total		14	14

2021 Liberty Park Water

1st Quarter	Number of Appointments	Appointments Met	
	Jan-20	31	31
	Feb-20	5	5
	Mar-20	16	16
Total		52	52

2nd Quarter	Number of Appointments	Appointments Met	
	Apr-20	9	9
	May-20	3	3
	Jun-20	12	12
Total		24	24

3rd Quarter	Number of Appointments	Appointments Met	
	Jul-20	13	13
	Aug-20	3	3
	Sep-20	0	0
Total		16	16

4th Quarter	Number of Appointments	Appointments Met	
	Oct-20	8	8
	Nov-20	12	12
	Dec-20	2	2
Total		22	22

2022 Liberty Park Water

1st Quarter	Number of Appointments	Appointments Met	
	Jan-20	9	9
	Feb-20	14	14
	Mar-20	4	4
Total		27	27

2nd Quarter	Number of Appointments	Appointments Met	
	Apr-20	10	10
	May-20	6	6
	Jun-20	3	3
Total		19	19

3rd Quarter	Number of Appointments	Appointments Met	
	Jul-20	4	4
	Aug-20	8	8

	Sep-20	2	2
Total		14	14

4th Quarter	Number of Appointments	Appointments Met	
	Oct-20	3	3
	Nov-20	4	4
	Dec-20	7	7

Total		14	14
--------------	--	-----------	-----------

2023 Liberty Park Water

1st Quarter	Number of Appointments	Appointments Met	
	Jan-20	22	22
	Feb-20	7	7
	Mar-20	9	9

Total		38	38
--------------	--	-----------	-----------

2nd Quarter	Number of Appointments	Appointments Met	
	Apr-20	6	6
	May-20	11	11
	Jun-20	15	15

Total		32	32
--------------	--	-----------	-----------

3rd Quarter	Number of Appointments	Appointments Met	
	Jul-20	11	11
	Aug-20	5	5
	Sep-20	4	4

Total		20	20
--------------	--	-----------	-----------

4th Quarter	Number of Appointments	Appointments Met	
	Oct-20	5	5
	Nov-20	11	11
	Dec-20	7	7

Total		23	23
--------------	--	-----------	-----------

Appointments Not Met	Percentage of Appointments Not Made	
0		0%
0		0%
0		0%
0		0%

Appointments Not Met	Percentage of Appointments Not Made	
0		0%
0		0%
0		0%
0		0%

Appointments Not Met	Percentage of Appointments Not Made	
0		0%
0		0%
0		0%
0		0%

Appointments Not Met	Percentage of Appointments Not Made	
1		4%
0		0%
0		0%
1		1%

Appointments Not Met	Percentage of Appointments Not Made	
0		0%
0		0%
0		0%
0		0%

Appointments Not Met	Percentage of Appointments Not Made	
0		0%
0		0%
0		0%
0		0%

Appointments Not Met	Percentage of Appointments Not Made	
0		0%
0		0%
0		0%
0		0%

Appointments Not Met	Percentage of Appointments Not Made	
0		0%
0		0%
0		0%
0		0%

Appointments Not Met	Percentage of Appointments Not Made	
0		0%
0		0%
0		0%
0		0%

Appointments Not Met	Percentage of Appointments Not Made	
0		0%
0		0%
0		0%
0		0%

Appointments Not Met	Percentage of Appointments Not Made	
0		0%
0		0%
0		0%
0		0%

Appointments Not Met	Percentage of Appointments Not Made	
0		0%
0		0%
0		0%
0		0%

Appointments Not Met	Percentage of Appointments Not Made	
0		0%
0		0%
0		0%
0		0%

Appointments Not Met	Percentage of Appointments Not Made	
0		0%
0		0%
0		0%
0		0%

Appointments Not Met	Percentage of Appointments Not Made	
0		0%
0		0%

	0	0%
	0	0%

	Percentage of Appointments Not Made	
Appointments Not Met	0	0%
	0	0%
	0	0%
	0	0%

	Percentage of Appointments Not Made	
Appointments Not Met	0	0%
	0	0%
	0	0%
	0	0%

	Percentage of Appointments Not Made	
Appointments Not Met	0	0%
	0	0%
	0	0%
	0	0%

	Percentage of Appointments Not Made	
Appointments Not Met	0	0%
	0	0%
	0	0%
	0	0%

	Percentage of Appointments Not Made	
Appointments Not Met	0	0%
	0	0%
	0	0%
	0	0%

ATTACHMENT 2-2

DATA REQUEST RESPONSE 018-AS



Liberty Utilities (Park Water) Corp.
9750 Washburn Road
Downey, CA 90241-7002
Tel: 562-923-0711

March 28, 2024

DATA REQUEST RESPONSE

LIBERTY UTILITIES (PARK WATER) CORP.

A.24-01-002

LIBERTY UTILITIES (APPLE VALLEY RANCHOS WATER) CORP.

A.24-01-003

Test Year 2025 General Rate Case

Data Request No.: 018-AS (Liberty ESJ Plan)
Requesting Party: Public Advocates Office
Originator: Suliman Ibrahim Suliman.Ibrahim@cpuc.ca.gov
Peter Chau Peter.Chau@cpuc.ca.gov
Ama Serwaa (Ama.Serwaa@cpuc.ca.gov)
Date Received: March 12, 2024
Due Date: March 19, 2024

REQUEST NO. 1:

The CPUC has created the Environmental and Social Justice (ESJ) Action Plan to serve as a commitment to furthering ESJ principles. Has Liberty Utilities (Park Water and AVR) created any measures for environmental social justice to date? If so, please provide the details. If Liberty has not created any measures, please confirm, and explain why or why not.

RESPONSE:

Liberty has several programs to assist low-income customers in both Park and Apple Valley's service territories, as discussed in Liberty's Revenue Requirements Reports. These programs include the Customer Assistance Program (see Exhibit B, pp. 22-23), the Toilet Replacement Program (see Exhibit B, p. 18), a pilot program with SoCalGas to install HECWs and other items at no cost to low-income customers (see Exhibit B, pp. 18-19), and the upcoming Emergency Leak Repair Program, which will target customers who qualify for the Customer Assistance Program and experience cycles of non-payment due to leaks they cannot afford to fix themselves (see Exhibit B, p. 19).

REQUEST NO. 2:

Refer to question 1, Please list and provide additional details for each initiative and provide all current projects Liberty Utilities (Park Water AVR) has and will complete that align with the Commission’s Environmental Social Justice Action Plan. Please provide detailed explanations, including support to substantiate any assumptions, on how such projects directly relate to the commissions ESJ’s Action Plan.

RESPONSE:

See response to Question 1. These programs assist in providing lower costs for low-income users and help reduce water usage to keep customer bills lower. These programs directly relate to the Goal 3.2 (Water Customer Resilience) of the Commission’s ESJ Action Plan, whose goal is to “support ESJ customers and communities with discounted rates for low-income customers and sustainable systems.” The specific programs, including the Toilet Replacement Program, the Emergency Leak Repair Program, and the pilot program with SoCalGas, specifically target low-income customers, which directly relates to Goal 5.4, whose goal is to “consider the specific needs of particular populations and work to created targeted engagement opportunities.”

This completes the supplemental response to Data Request No. 018-AS. If you have any questions, or require additional information, please contact me.

Sincerely,

LIBERTY UTILITIES (PARK WATER) CORP.

/s/ Tiffany Thong

TIFFANY THONG

Manager, Rates and Regulatory Affairs

(562) 923-0711

Tiffany.Thong@libertyutilities.com

ATTACHMENT 2-3

DATA REQUEST RESPONSE 033-AS

**ATTACHMENT 2-3 DATA REQUEST
RESPONSE 033-AS**



Liberty Utilities (Park Water) Corp.
9750 Washburn Road
Downey, CA 90241-7002
Tel: 562-923-0711

May 2, 2024

DATA REQUEST RESPONSE

LIBERTY UTILITIES (PARK WATER) CORP.

A.24-01-002

LIBERTY UTILITIES (APPLE VALLEY RANCHOS WATER) CORP.

A.24-01-003

Test Year 2025 General Rate Case

Data Request No.: 033-AS (Park A&G Expenses)
Requesting Party: Public Advocates Office
Originator: Suliman Ibrahim Suliman.Ibrahim@cpuc.ca.gov
Peter Chau Peter.Chau@cpuc.ca.gov
Ama Serwaa (Ama.Serwaa@cpuc.ca.gov)
Date Received: April 25, 2024
Due Date: May 2, 2024

Park A&G EXPENSES. Please note: this Data Request refers to Q10 SIB-001 PW Expenses file, transmitted by Liberty on January 9, 2024 to Cal Advocates, and provided as “Attachment 1” to this Data Request for convenience.

REQUEST NO. 1:

Refer to Q10 SIB-001 PW Expenses 2018-2022 file Tab Data, Object Account 7030, CPUC account 792, Account Description “Travel, lodging & Misc”, and answer the following questions.

- a. Regarding Period 2018, provide an itemized breakdown, a detailed explanation of each charge, as well as supporting documents and receipts for the \$7,209, \$1891.60, \$7110.03, \$2,484.64, \$3,215.25, \$2,109.01, \$4,697.93, \$1,214.33, \$3,453.92, \$ 2,441.92, \$1,694.27, and \$779.94 recorded expense.

- b. Regarding Period 2019, provide an itemized breakdown, a detailed explanation of each charge, as well as supporting documents and receipts for the \$ 4480.17, \$8,123.73, \$ 2,063.81, \$ 3,875.36 , \$ 7,538.78, \$ 2,196.64, \$ 2,307.71, \$5,599.83, \$ 3,083.55 , and \$ 3,273.37 recorded expense.
- c. Regarding Period 2020, provide an itemized breakdown, a detailed explanation of each charge, as well as supporting documents and receipts for the \$2,252.98, \$ 3,308.69, \$1,691.14, \$ 2,538.21, \$ 1,631.45, \$ 4,726 , and \$ 2,183.44 recorded expenses.

Regarding Period 2021, provide an itemized breakdown, a detailed explanation of each charge, as well as supporting documents and receipts for the \$ 5,229.58 , \$1,377, \$1,594.21, and \$ 5,336.53 recorded expenses.

- d. Regarding Period 2022, provide an itemized breakdown, a detailed explanation of each charge, as well as supporting documents and receipts for the \$ 17,842.28, \$ 4,564.79, \$ 5,843.31, \$ 5,442.45, \$ 6,949.52, \$12,896.63, and \$ 5,894.87 recorded expenses.

RESPONSE:

- a. Please see the attachments with preface Q1a for the general ledger (GL) transactions details.
- b. Please see the attachments with preface Q1b for the GL transactions details.
- c. Please see the attachments with preface Q1c for the GL transactions details.
- d. Please see the attachments with preface Q1d for the GL transactions details.

REQUEST NO. 2:

Refer to Q10 SIB-001 PW Expenses 2018-2022 file, Tab Data, Object Account 7030, CPUC account 792, Account Description “Business Meals”, and answer the following questions.

- a. Regarding Period 2018, provide an itemized breakdown, a detailed explanation of each charge, as well as supporting documents and receipts for the \$7,083.02, \$1,538.87, \$3,214.78, \$2,154.11, and \$2,108.57 recorded expenses.
- b. Regarding Period 2019, provide an itemized breakdown, a detailed explanation of each charge, as well as supporting documents and receipts for the \$4,895.22, \$3,290.36, \$1,145.6, \$1,189.32, and \$2,677.46 recorded expenses.
- c. Regarding Period 2020, provide an itemized breakdown, a detailed explanation of each charge, as well as supporting documents and receipts for the \$1,718.07, \$7,039.94, \$4,796.28, and \$2,337.51 recorded expenses.

- d. Regarding Period 2021, provide an itemized breakdown, a detailed explanation of each charge, as well as supporting documents and receipts for the \$7,998.76, \$2,784.53, and \$2,153.58 recorded expenses.
- e. Regarding Period 2022, provide an itemized breakdown, a detailed explanation of each charge, as well as supporting documents and receipts for the 12,976.92, 6,757.95, 12,38.78, and 2,509.35 recorded expenses.

RESPONSE:

- a. Please see the attachments with preface Q2a for the GL transactions details.
- b. Please see the attachments with preface Q2b for the GL transactions details.
- c. Please see the attachments with preface Q2c for the GL transactions details.
- d. Please see the attachments with preface Q2d for the GL transactions details.
- e. Please see the attachments with preface Q2e for the GL transactions details.

REQUEST NO. 3:

Refer to Q10 SIB-001 PW Expenses 2018-2022 file, Tab Data, Object Account 7060, CPUC account 792, Account Description "Express Mail", and answer the following questions.

- a. Regarding Period 2018, provide an itemized breakdown, a detailed explanation of each charge, as well as supporting documents and receipts for the \$ 503.89 recorded expenses.
- b. Regarding Period 2019, provide an itemized breakdown, a detailed explanation of each charge, as well as supporting documents and receipts for the \$ 3,141.93 , and \$783.49 recorded expenses.
- c. Regarding Period 2020, provide an itemized breakdown, a detailed explanation of each charge, as well as supporting documents and receipts for the \$ 35,580.74 and \$939.36 recorded expenses.
- d. Regarding Period 2021, provide an itemized breakdown, a detailed explanation of each charge, as well as supporting documents and receipts for the \$13,638 and 3154.23 recorded expenses.
- e. Regarding Period 2022, provide an itemized breakdown, a detailed explanation of each charge, as well as supporting documents and receipts for the \$-6,906.91 recorded expenses.

RESPONSE:

- a. Please see the attachment with preface Q3a for the GL transactions details.
- b. Please see the attachments with preface Q3b for the GL transactions details.
- c. Please see the attachments with preface Q3c for the GL transactions details.
- d. Please see the attachments with preface Q3d for the GL transactions details.
- e. Please see the attachment with preface Q3e for the GL transactions details.

REQUEST NO. 4:

Refer to Q10 SIB-001 PW Expenses 2018-2022 file, Tab Data, Object Account 7060, CPUC account 792, Account Description “Regular”, and answer the following questions.

- a. Regarding Period 2018, provide an itemized breakdown, a detailed explanation of each charge, as well as supporting documents and receipts for the \$9,090.58 recorded expenses.
- b. Regarding Period 2021, provide an itemized breakdown, a detailed explanation of each charge, as well as supporting documents and receipts for the \$36,081.03 recorded expenses.

RESPONSE:

- a. Please see the attachment with preface Q4a for the GL transactions details.
- b. Please see the attachment with preface Q4b for the GL transactions details.

REQUEST NO. 5:

Refer to Q10 SIB-001 PW Expenses 2018-2022 file, Tab Data, Object Account 7040, CPUC account 792, Account Description “Other”, and answer the following questions.

- a. What expenses does Liberty include as “Other” as well as such costs associate with said account.
- b. Regarding Period 2022, provide an itemized breakdown, a detailed explanation of each charge, as well as supporting documents and receipts for the \$-359.80 and \$252.35 recorded expenses.

RESPONSE:

- a. This account includes other miscellaneous such as car wash, printing, and training. Please see the attachment with preface Q5a for the GL transactions details.
- b. Please see the attachments with preface Q5b for the GL transactions details.

REQUEST NO. 6:

Refer to Q10 SIB-001 PW Expenses 2018-2022 file, Tab Data, Object Account 7080, CPUC account 792, Account Description “Bank Fees”, and answer the following questions.

- a. What expenses does Liberty include as “Bank Fees” as well as such costs associated with said account.
- b. Regarding Period 2018, provide an itemized breakdown, a detailed explanation of each charge, as well as supporting documents and receipts for the \$37,032.24 recorded expenses.
- c. Regarding Period 2019, provide an itemized breakdown, a detailed explanation of each charge, as well as supporting documents and receipts for the \$42,025.24 recorded expenses.
- d. Regarding Period 2020, provide an itemized breakdown, a detailed explanation of each charge, as well as supporting documents and receipts for the \$43,223.03 recorded expenses.
- e. Regarding Period 2021, provide an itemized breakdown, a detailed explanation of each charge, as well as supporting documents and receipts for the \$48,527.27 recorded expenses.
- f. Regarding Period 2022, provide an itemized breakdown, a detailed explanation of each charge, as well as supporting documents and receipts for the \$40,881.95 recorded expenses.

RESPONSE:

- a. This account primarily records the fees associated with Liberty’s bank accounts, including monthly maintenance and statements, transactions, overdrafts, and wire transfers.
- b. Please see the attachment with preface Q6b for the GL transactions details.
- c. Please see the attachment with preface Q6c for the GL transactions details.
- d. Please see the attachment with preface Q6d for the GL transactions details.
- e. Please see the attachment with preface Q6e for the GL transactions details.
- f. Please see the attachment with preface Q6f for the GL transactions details.

REQUEST NO. 7:

Refer to Q10 SIB-001 PW Expenses 2018-2022 file, Tab Data, Object Account 7070, CPUC account 792, Account Description “Office Supplies”, and answer the following questions.

- a. Regarding Period 2018, provide an itemized breakdown, a detailed explanation of each charge, as well as supporting documents and receipts for the \$ 7,061.6, \$3,029.65, \$1,813.43, and \$2,711.26 recorded expenses.
- b. Regarding Period 2019, provide an itemized breakdown, a detailed explanation of each charge, as well as supporting documents and receipts for the \$5,598.72, \$5,306.36, and 3,514.63 recorded expenses.
- c. Regarding Period 2020, provide an itemized breakdown, a detailed explanation of each charge, as well as supporting documents and receipts for the \$8,946.36, \$4,623.20, \$6,884.83 \$5,522.77 , and \$-513.70.
- d. Regarding Period 2021, provide an itemized breakdown, a detailed explanation of each charge, as well as supporting documents and receipts for the \$4,297.74, \$7,242.4 , \$ -2, 779.09, and \$5,983.31 recorded expenses.
- e. Regarding Period 2022, provide an itemized breakdown, a detailed explanation of each charge, as well as supporting documents and receipts for the \$7,382.80 , \$4,485.29, \$18,224.35, \$1,195.20, and \$1,622.81 recorded expenses.

RESPONSE:

- a. Please see the attachments with preface Q7a for the GL transactions details.
- b. Please see the attachments with preface Q7b for the GL transactions details.
- c. Please see the attachments with preface Q7c for the GL transactions details.
- d. Please see the attachments with preface Q7d for the GL transactions details.
- e. Please see the attachments with preface Q7e for the GL transactions details.

REQUEST NO. 8:

Refer to Q10 SIB-001 PW Expenses 2018-2022 file, Tab Data, Object Account 7050, CPUC account 792, Account Description “Employee Membership”, and answer the following questions.

- a. What expenses does Liberty include as “Employee membership” as well as such costs associated with said account.
- b. Regarding Period 2018, provide an itemized breakdown, a detailed explanation of each charge, as well as supporting documents and receipts for the \$11,211.34, \$ 1,091.00 , and \$1,281.00 recorded expenses.

- c. Regarding Period 2019, provide an itemized breakdown, a detailed explanation of each charge, as well as supporting documents and receipts for the \$4,596.00 , and \$1,415.00 recorded expenses.
- d. Regarding Period 2020, provide an itemized breakdown, a detailed explanation of each charge, as well as supporting documents and receipts for the \$2,167.82 and \$2,133.00 recorded expenses.
- e. Regarding Period 2021, provide an itemized breakdown, a detailed explanation of each charge, as well as supporting documents and receipts for the \$ 9550.00 and \$1,827.89 recorded expenses.
- f. Regarding Period 2022, provide an itemized breakdown, a detailed explanation of each charge, as well as supporting documents and receipts for the \$5,844 and \$1,100 recorded expenses.
- g. What does Liberty categorize as emergency preparedness supplies and what does Liberty categorize as office supplies.

RESPONSE:

- a. This account primarily consists of employee license fees including expenses related to engineering, accounting, water and treatment certifications, and memberships associated with the water industry.
- b. Please see the attachments with preface Q8b for the GL transactions details.
- c. Please see the attachments with preface Q8c for the GL transactions details.
- d. Please see the attachments with preface Q8d for the GL transactions details.
- e. Please see the attachments with preface Q8e for the GL transactions details.
- f. Please see the attachments with preface Q8f for the GL transactions details.
- g. Emergency preparedness supplies for Liberty are referred to as resources and equipment maintained on-site to aid in managing and mitigating emergencies or disruptions to business operations. These supplies consist of backup power sources, first aid kits, emergency lighting, food and water provisions, protective gear, and tools for handling potential hazards. Office supplies are used to support routine tasks and administrative functions. These supplies include paper, pens, folders, and staplers.

REQUEST NO. 9:

Refer to Q10 SIB-001 PW Expenses 2018-2022 file, Tab Data, Object Account 7040, CPUC account 792, Account Description “Books”, and answer the following questions.

- a. What expenses does Liberty include as “Books” as well as such costs associated with said account.
- b. Regarding Period 2020, provide an itemized breakdown, a detailed explanation of each charge, as well as supporting documents and receipts for the \$2,276.29 , and \$3,118.61 recorded expenses.

RESPONSE:

- a. This account includes the costs of books.
- b. Please see the attachments with preface Q9b for the GL transactions details.

REQUEST NO. 10:

Refer to Q10 SIB-001 PW Expenses 2018-2022 file, Tab Data, Object Account 7040, CPUC account 792, Account Description “Subscriptions”, and answer the following questions.

- a. What expenses does Liberty include as “Subscriptions” as well as such costs associated with said account.
- b. Regarding Period 2021, provide an itemized breakdown, a detailed explanation of each charge, as well as supporting documents and receipts for the \$1,990 recorded expenses.

RESPONSE:

- a. This account consists of costs associated with subscribed services.
- b. Please see the attachment with preface Q10b for the GL transactions details.

REQUEST NO. 11:

Refer to Q10 SIB-001 PW Expenses, Object Account 7011 and answer the following questions.

- a. What expense does Liberty include as “Cellular” as well as costs associated with said account.
- b. What expense does Liberty include as “ Telemetry” as well as costs associated with said account.

- c. What expense does Liberty include as “ Nextel” as well as costs associated with said account.
- d. Referring to Object Account 7011, account description “All Other” , what expense does Liberty include as “ All Other” as well as costs associated with said account.
- e. Please provide differentiation between expenses billed to cellular, telemetry, Nextel and all other.

RESPONSE:

- a. This account primarily includes the costs of employee cell phones, ipads, and wireless plans used for business purposes. Please see the attachment with preface Q11a for the GL transactions details for years 2018 through 2022.
- b. This account is used to record the telephone line (T1) costs for the telemetry system. Please see the attachment with preface Q11b for the GL transactions details.
- c. This account is used to record the phone line costs for the Supervisory Control and Data Acquisition (SCADA) system. Please see the attachment with preface Q11c for the GL transactions details.
- d. This account is mainly used to record other miscellaneous costs such as vehicle tracking, fax line, internet, office telephone line. Please see the attachment with preface Q11d for the GL transactions details.
- e. Please see the response to a through d above.

This completes the response to Data Request No. 033-AS. If you have any questions, or require additional information, please contact me.

Sincerely,

LIBERTY UTILITIES (PARK WATER) CORP.

/s/ Tiffany Thong

TIFFANY THONG

Manager, Rates and Regulatory Affairs

(562) 923-0711

Tiffany.Thong@libertyutilities.com

Attachments

ATTACHMENT 2-4

DATA REQUEST RESPONSE 036-AS



Liberty Utilities (Park Water) Corp.
9750 Washburn Road
Downey, CA 90241-7002
Tel: 562-923-0711

May 9, 2024

DATA REQUEST RESPONSE

LIBERTY UTILITIES (PARK WATER) CORP.

A.24-01-002

LIBERTY UTILITIES (APPLE VALLEY RANCHOS WATER) CORP.

A.24-01-003

Test Year 2025 General Rate Case

Data Request No.: 036-AS (Telemetry Expenses)
Requesting Party: Public Advocates Office
Originator: Suliman Ibrahim Suliman.Ibrahim@cpuc.ca.gov
Peter Chau Peter.Chau@cpuc.ca.gov
Ama Serwaa (Ama.Serwaa@cpuc.ca.gov)
Date Received: May 2, 2024
Due Date: May 9, 2024

REQUEST NO. 1:

Refer to Q1 SIB -001 PW Expenses 2018-2022 file, Tab Data, Object Account 7011, Account Description "Telemetry" for the following questions.

- a. Regarding Period 2020, please provide an itemized breakdown, a detailed explanation of each charge, as well as supporting documents and receipts for \$102,527.44.
- b. Referring to Liberty's Response to DR 024-AS, request number 2b, please mark on the excel response from 1.a. which are the \$45,573 in expenses inadvertently booked to Park Water from the AV expenses.

RESPONSE:

- a. After further review, the 2020 telemetry and related costs were recorded in both Park General Office and Central Basin's books. A total of \$51,001.34 (see cell J128 of RO model file "GO25 Expenses) was recorded in Park General Office book, which was allocated to Park Central Basin and Apple Valley based on the Cost Allocation Manual (CAM). The total amount of \$102,527.44 was inadvertently booked to Park Central Basin's books should be allocated based on the CAM as well. Based on the 2020 CAM, Apple Valley would've received total allocated amount of \$66,585 of the total 2020 costs of \$153,529 [\$51,001.34 + \$102,527.44].
Please see the attachments with preface Q1a for the general ledger (GL) transactions and invoices.
- b. Please see the response to Question 1a and attachment "Q1a 036-AS Telemetry 2" for the development of the allocated amount for Apple Valley.

REQUEST NO. 2:

Refer to Q5 SIB -001 GO Expenses 2018-2022 file, Tab Data, Object Account 7011, Account Description "All Other" for the following questions.

- a. For the year 2020, provide an itemized breakdown, a detailed explanation of each charge, as well as supporting documents and receipts for \$14,638.53.
- b. For the year 2021, provide an itemized breakdown, a detailed explanation of each charge, as well as supporting documents and receipts for \$240,312.16.
- c. For the year 2022, provide an itemized breakdown, a detailed explanation of each charge, as well as supporting documents and receipts for \$222,852.22.

RESPONSE:

- a. Please see the attachment with preface Q2a for the GL transactions details.
- b. Please see the attachment with preface Q2b for the GL transactions details.
- c. Please see the attachment with preface Q2c for the GL transactions details.

REQUEST NO. 3:

Refer to GO 25 Expenses File, Tab "Expense Detail" Line 130, Account Description "All Other" for the following questions.

- a. Please provide all explanation and support as to why 2020 expenses increased from \$14,639 to \$240,312.
- b. Please provide all explanation and support as to why 2021 expenses decreased from \$240,312 to \$222,852.
- c. Refer to Line 127, Account Description “ Cellular”, are any Cellular expenses included in any recorded years for “account All Other” (Cell 130).
- d. Refer to Line 128 Account Description “Telemetry”, are any recorded expenses for Telemetry also included in “All other”.
- e. Refer to Line 129 Account Description “ Website & Internet Email”, are any recorded expenses for Website & Internet Email also accounted in “All Other”.

RESPONSE:

- a. Starting in 2021, in addition to the other miscellaneous expenses, this account is used to record communication costs related to telemetry, network, internet and SCADA phone lines as well as wireless plans for cell phones and ipads. However, some of the costs related to communications were inadvertently recorded in Liberty Park Water Central Basin’s books, Account No. 7011.2 Telemetry (see file PW25 Expenses, tab “ExpenseDetail”, cells J485 and K485).
- b. The decrease was primarily associated with the telemetry system, which decreased about \$10K in 2022.
- c. Yes. Please note that the wireless communication plans for cell phones and ipads are specifically for shared services employees for Park Water General Office only. Also, please see the response to Question 3a.
- d. Please see response to Question 3a.
- e. Yes.

REQUEST NO. 4:

Refer to PW25 Expenses, Tab Expense Detail, Line 485, Account Description “Telemetry” and Liberty’s Response to DR 024-AS, Response 2c, “Starting in 2021, The telemetry costs were booked in Liberty Park General...” and answer the following questions.

- a. Please provide all explanation as to how Liberty recorded \$8,987 for 2022 if Telemetry costs were booked to Liberty Park General Office.

- b. Please provide all explanations as to how Liberty recorded \$943 for 2021 if Telemetry costs were booked in Liberty Park General Office.
- c. Please explain how Liberty is projecting \$40,742 in 2025 for Park Water for Telemetry when Telemetry costs are included in General Office.
- d. Please explain how Liberty is projecting \$13,624 for 2025 in Apple Valley when these costs are included in General Office.

RESPONSE:

- a. As indicated in response to Question 3a, some costs associated with telemetry were inadvertently recorded in Park Water Central Basin's books, totaled \$9,930.56 for 2021 and 2022. As such, Liberty proposes to add the total amount of \$9,930.56 to Park Water General Office's Account No. 7011.9 All Other and then use a two-year average (2021 – 2022) to project for the test year. Then for Park Water Central Basin, Account No. 7011.2 Telemetry would be zero dollars for the test year.
- b. Please see response to 4a.
- c. Please see response to 4a.
- d. Apple Valley should be zero since the costs associated with telemetry are included in Park General Office.

REQUEST NO. 5:

Refer to AV25 Expenses, Tab Expense Detail, Object Account 7011, Account Description "Telemetry" and answer the following questions.

- a. Please explain how Liberty is projecting \$12,596 in Telemetry costs when such costs are included in General Office.
- b. Please explain how Liberty is projecting \$13,624 in Telemetry costs when such costs are included in General Office.

RESPONSE:

- a. Please see the response to Question 4d.
- b. Please see the response to Question 4d.

This completes the response to Data Request No. 036-AS. If you have any questions, or require additional information, please contact me.

Sincerely,

LIBERTY UTILITIES (PARK WATER) CORP.

/s/ Tiffany Thong

TIFFANY THONG

Manager, Rates and Regulatory Affairs

(562) 923-0711

Tiffany.Thong@libertyutilities.com

WS Job Number	WS Job Name	First Name	Last Name	Vendor ID	Vendor Name	Document Number	Journal Entry	Check	Transaction Amount	USD Amount	CAD Amount	Cost Code Description
2200-9800-PARK	IT Costs -Park Water			2100CENLINK	CENTURYLINK - Box 521	130905254	107274	107274	368.29	272.83		Communications
2200-9800-PARK	IT Costs -Park Water			2100CENLINK	CENTURYLINK - Box 521	130897965	107273	107273	276.46	204.80		Communications
2200-9800-PARK	IT Costs -Park Water			2100CENLINK	CENTURYLINK - Box 521	130916656	107272	107272	30.92	22.91		Communications
2200-9800-PARK	IT Costs -Park Water			2100CENLINK	CENTURYLINK - Box 521	130909569	107271	107271	15663.39	11,603.37		Communications
2200-9815-PARK	EH&S Costs-Park Water			2100GENSOF	GENSUITE LLC	GS-1172-20200728-01	109723	109723	28.62	21.20		Computer Software
2200-9800-PARK	IT Costs -Park Water			2100SOFTCH-US	SOFTCHOICE CORPORA	5438500	110361	110361	28491.53	21,106.40		Computer Supplies
2200-9811-PARK	Payroll Costs-Park Water			2100WAROFA	WARD O'FARRELL CONS	4002	118424	118424	1254	928.96		Consulting Fees
2200-9811-PARK	Payroll Costs-Park Water			2100WAROFA	WARD O'FARRELL CONS	3054	109720	109720	384	284.47		Consulting Fees
2200-9815-PARK	EH&S Costs-Park Water			2100DRALL	RIDGEWAY OCCUPATIO	5771/2020	118431	118431	65.45	48.49		Consulting Fees
2200-9815-PARK	EH&S Costs-Park Water			2100DRALL	RIDGEWAY OCCUPATIO	5713/2020	118421	118421	65.45	48.49		Consulting Fees
2200-9821-PARK	Risk Mgt Costs-Park Water			2100AONRIS-US	AON RISK SERVICES NO	700000216717.1	109455	109455	33115.56	24,531.86		Insurance
2200-9821-PARK	Risk Mgt Costs-Park Water			2100AONREED	AON REED STENHOUSE	3450000472002.1	109458	109458	2603.84	1,928.91		Insurance
2200-9821-PARK	Risk Mgt Costs-Park Water					AUG 2020-INSURANCE I	118671	118671	5088.61	3,769.62		Insurance
2200-9821-PARK	Risk Mgt Costs-Park Water					AUG 2020-INSURANCE I	118671	118671	35283.69	26,138.00		Insurance
2200-9821-PARK	Risk Mgt Costs-Park Water					AUG 2020-INSURANCE I	118671	118671	36088.26	26,734.02		Insurance
2200-9821-PARK	Risk Mgt Costs-Park Water					AUG 2020-INSURANCE I	118671	118671	21536.35	15,954.03		Insurance
2200-9821-PARK	Risk Mgt Costs-Park Water					AUG 2020-INSURANCE I	118671	118671	181302.96	134,308.44		Insurance
2200-9821-PARK	Risk Mgt Costs-Park Water					AUG 2020-INSURANCE I	118671	118671	3307.59	2,450.25		Insurance
2200-9821-PARK	Risk Mgt Costs-Park Water					AUG 2020-INSURANCE I	118671	118671	833.1	617.16		Insurance
2200-9821-PARK	Risk Mgt Costs-Park Water					AUG 2020-INSURANCE I	118671	118671	1486.33	1,101.07		Insurance
2200-9821-PARK	Risk Mgt Costs-Park Water					AUG 2020-INSURANCE I	118671	118671	578.26	428.37		Insurance
2200-9821-PARK	Risk Mgt Costs-Park Water					AUG 2020-INSURANCE I	118671	118671	3943.68	2,921.46		Insurance
2200-9821-PARK	Risk Mgt Costs-Park Water					AUG 2020-INSURANCE I	118671	118671	7170.32	5,311.74		Insurance
2200-9821-PARK	Risk Mgt Costs-Park Water					AUG 2020-INSURANCE I	118671	118671	1096.61	812.36		Insurance
2200-9821-PARK	Risk Mgt Costs-Park Water					AUG 2020-INSURANCE I	118671	118671	9992.18	7,402.16		Insurance
2200-9821-PARK	Risk Mgt Costs-Park Water					AUG 2020-INSURANCE I	118671	118671	1156.5	856.73		Insurance
2200-9821-PARK	Risk Mgt Costs-Park Water					AUG 2020-INSURANCE I	118671	118671	4626.01	3,426.93		Insurance
2200-9800-PARK	IT Costs -Park Water	Edward	Mohacsy				113314	113314	123.85	91.75		Labour
2200-9800-PARK	IT Costs -Park Water	Garfield	Neufville				113098	113098	99.45	73.67		Labour
2200-9800-PARK	IT Costs -Park Water	Garfield	Neufville				113097	113097	99.45	73.67		Labour
2200-9800-PARK	IT Costs -Park Water	Edward	Mohacsy				111708	111708	123.85	91.75		Labour
2200-9800-PARK	IT Costs -Park Water	Edward	Mohacsy				111707	111707	61.93	45.88		Labour
2200-9811-PARK	Payroll Costs-Park Wate	Danielle	Carter				114016	114016	114.1	84.52		Labour
2200-9811-PARK	Payroll Costs-Park Wate	Danielle	Carter				114015	114015	57.05	42.26		Labour
2200-9811-PARK	Payroll Costs-Park Wate	Punam	Maini				113793	113793	72.44	53.66		Labour
2200-9811-PARK	Payroll Costs-Park Wate	JEANETTE	SCOTT				112988	112988	289.59	214.53		Labour
2200-9811-PARK	Payroll Costs-Park Wate	JEANETTE	SCOTT				112987	112987	231.67	171.62		Labour
2200-9811-PARK	Payroll Costs-Park Wate	Danielle	Carter				112416	112416	54.2	40.15		Labour
2200-9811-PARK	Payroll Costs-Park Wate	Danielle	Carter				112415	112415	68.46	50.71		Labour
2200-9811-PARK	Payroll Costs-Park Wate	Danielle	Carter				112414	112414	14.26	10.56		Labour
2200-9811-PARK	Payroll Costs-Park Wate	JEANETTE	SCOTT				111379	111379	231.67	171.62		Labour
2200-9811-PARK	Payroll Costs-Park Wate	JEANETTE	SCOTT				111378	111378	57.92	42.91		Labour
2200-9811-PARK	Payroll Costs-Park Wate	Kimberley	Smith				111278	111278	47.55	35.22		Labour
2200-9812-PARK	Training Costs-Park Wat	Carrie	Burd				113929	113929	186.93	138.48		Labour
2200-9812-PARK	Training Costs-Park Wat	Dainna	Datchko				113159	113159	198.79	147.26		Labour
2200-9812-PARK	Training Costs-Park Wat	France	Poirier				113056	113056	167.43	124.03		Labour
2200-9812-PARK	Training Costs-Park Wat	Carrie	Burd				112317	112317	191.72	142.03		Labour
2200-9812-PARK	Training Costs-Park Wat	Carrie	Burd				112316	112316	182.13	134.92		Labour
2200-9812-PARK	Training Costs-Park Wat	Dainna	Datchko				111536	111536	248.49	184.08		Labour
2200-9812-PARK	Training Costs-Park Wat	Dainna	Datchko				111535	111535	248.49	184.08		Labour
2200-9812-PARK	Training Costs-Park Wat	France	Poirier				111449	111449	167.43	124.03		Labour
2200-9815-PARK	EH&S Costs-Park Water	Olivia	Kajak				114290	114290	47.04	34.85		Labour

2200-9815-PARK	EH&S Costs-Park Water	Olivia	Kajak		114289	114289	58.8	43.56	Labour
2200-9815-PARK	EH&S Costs-Park Water	Gary	Sommer		113469	113469	119.58	88.58	Labour
2200-9815-PARK	EH&S Costs-Park Water	Gary	Sommer		113468	113468	119.58	88.58	Labour
2200-9815-PARK	EH&S Costs-Park Water	Olivia	Kajak		112708	112708	58.8	43.56	Labour
2200-9815-PARK	EH&S Costs-Park Water	Olivia	Kajak		112707	112707	58.8	43.56	Labour
2200-9815-PARK	EH&S Costs-Park Water	Gary	Sommer		111858	111858	159.44	118.11	Labour
2200-9815-PARK	EH&S Costs-Park Water	Gary	Sommer		111857	111857	199.3	147.64	Labour
2200-9815-PARK	EH&S Costs-Park Water	ESTER	DI GIOVANNI		111689	111689	218.12	161.58	Labour
2200-9817-PARK	Communications -Park V	Stipe	Maglica		114326	114326	118.73	87.95	Labour
2200-9817-PARK	Communications -Park V	Stipe	Maglica		114325	114325	148.41	109.94	Labour
2200-9817-PARK	Communications -Park V	Amanda	Dillon		113425	113425	110.82	82.09	Labour
2200-9817-PARK	Communications -Park V	Amanda	Dillon		113424	113424	138.53	102.62	Labour
2200-9817-PARK	Communications -Park V	Sarah	Aspinall		113284	113284	130.04	96.33	Labour
2200-9817-PARK	Communications -Park V	Sarah	Aspinall		113283	113283	162.55	120.42	Labour
2200-9817-PARK	Communications -Park V	Stipe	Maglica		112744	112744	148.41	109.94	Labour
2200-9817-PARK	Communications -Park V	Stipe	Maglica		112743	112743	148.41	109.94	Labour
2200-9817-PARK	Communications -Park V	Amanda	Dillon		111824	111824	138.53	102.62	Labour
2200-9817-PARK	Communications -Park V	Amanda	Dillon		111823	111823	83.11	61.57	Labour
2200-9817-PARK	Communications -Park V	Sarah	Aspinall		111667	111667	162.55	120.42	Labour
2200-9817-PARK	Communications -Park V	Sarah	Aspinall		111666	111666	162.55	120.42	Labour
2200-9820-PARK	Finance Costs-Park Water	Hardeep	Aulakh		114400	114400	330.75	245.02	Labour
2200-9820-PARK	Finance Costs-Park Water	Hardeep	Aulakh		114399	114399	413.44	306.27	Labour
2200-9820-PARK	Finance Costs-Park Water	Fayaz	Bawa		114257	114257	110.25	81.67	Labour
2200-9820-PARK	Finance Costs-Park Water	Fayaz	Bawa		114256	114256	82.69	61.26	Labour
2200-9820-PARK	Finance Costs-Park Water	Fayaz	Bawa		114255	114255	27.56	20.42	Labour
2200-9820-PARK	Finance Costs-Park Water	Chitra	Badrinarayanan		114083	114083	228.19	169.04	Labour
2200-9820-PARK	Finance Costs-Park Water	Chitra	Badrinarayanan		114082	114082	285.24	211.30	Labour
2200-9820-PARK	Finance Costs-Park Water	Suliat	Fusigboye		113882	113882	758.43	561.84	Labour
2200-9820-PARK	Finance Costs-Park Water	Suliat	Fusigboye		113881	113881	948.05	702.31	Labour
2200-9820-PARK	Finance Costs-Park Water	Hui Quing	Han		113836	113836	266.72	197.59	Labour
2200-9820-PARK	Finance Costs-Park Water	Hui Quing	Han		113835	113835	333.4	246.98	Labour
2200-9820-PARK	Finance Costs-Park Water	Jagtar	Singh		113741	113741	244.61	181.21	Labour
2200-9820-PARK	Finance Costs-Park Water	Jagtar	Singh		113740	113740	244.61	181.21	Labour
2200-9820-PARK	Finance Costs-Park Water	Dalia	Beshay		113687	113687	42.51	31.49	Labour
2200-9820-PARK	Finance Costs-Park Water	Dalia	Beshay		113686	113686	85.01	62.98	Labour
2200-9820-PARK	Finance Costs-Park Water	Andrew	Lovric		113622	113622	36.53	27.06	Labour
2200-9820-PARK	Finance Costs-Park Water	Andrew	Lovric		113621	113621	36.53	27.06	Labour
2200-9820-PARK	Finance Costs-Park Water	Zohair	Qazi		113567	113567	130.45	96.64	Labour
2200-9820-PARK	Finance Costs-Park Water	Zohair	Qazi		113566	113566	130.45	96.64	Labour
2200-9820-PARK	Finance Costs-Park Water	Natlie	Aikens		113035	113035	204.84	151.74	Labour
2200-9820-PARK	Finance Costs-Park Water	Natlie	Aikens		113034	113034	256.04	189.67	Labour
2200-9820-PARK	Finance Costs-Park Water	Chantal	Van Staveren		112971	112971	303.73	225.00	Labour
2200-9820-PARK	Finance Costs-Park Water	Chantal	Van Staveren		112970	112970	303.73	225.00	Labour
2200-9820-PARK	Finance Costs-Park Water	Hardeep	Aulakh		112843	112843	413.44	306.27	Labour
2200-9820-PARK	Finance Costs-Park Water	Hardeep	Aulakh		112842	112842	413.44	306.27	Labour
2200-9820-PARK	Finance Costs-Park Water	Hardeep	Aulakh		112841	112841	413.44	306.27	Labour
2200-9820-PARK	Finance Costs-Park Water	Fayaz	Bawa		112675	112675	110.25	81.67	Labour
2200-9820-PARK	Finance Costs-Park Water	Fayaz	Bawa		112674	112674	27.56	20.42	Labour
2200-9820-PARK	Finance Costs-Park Water	Fayaz	Bawa		112673	112673	110.25	81.67	Labour
2200-9820-PARK	Finance Costs-Park Water	Fayaz	Bawa		112672	112672	27.56	20.42	Labour
2200-9820-PARK	Finance Costs-Park Water	Chitra	Badrinarayanan		112491	112491	285.24	211.30	Labour
2200-9820-PARK	Finance Costs-Park Water	Chitra	Badrinarayanan		112490	112490	285.24	211.30	Labour
2200-9820-PARK	Finance Costs-Park Water	Jagtar	Singh		112147	112147	366.91	271.81	Labour

2200-9820-PARK	Finance Costs-Park Wat	Jagtar	Singh		112146	112146	366.91	271.81	Labour
2200-9820-PARK	Finance Costs-Park Wat	Dalia	Beshay		112088	112088	85.01	62.98	Labour
2200-9820-PARK	Finance Costs-Park Wat	Dalia	Beshay		112087	112087	85.01	62.98	Labour
2200-9820-PARK	Finance Costs-Park Wat	Andrew	Lovric		112031	112031	36.53	27.06	Labour
2200-9820-PARK	Finance Costs-Park Wat	Andrew	Lovric		112030	112030	36.53	27.06	Labour
2200-9820-PARK	Finance Costs-Park Wat	Zohair	Qazi		111972	111972	163.07	120.80	Labour
2200-9820-PARK	Finance Costs-Park Wat	Zohair	Qazi		111971	111971	163.07	120.80	Labour
2200-9820-PARK	Finance Costs-Park Wat	Natlie	Aikens		111427	111427	256.04	189.67	Labour
2200-9820-PARK	Finance Costs-Park Wat	Natlie	Aikens		111426	111426	256.04	189.67	Labour
2200-9820-PARK	Finance Costs-Park Wat	Chantal	Van Staveren		111364	111364	303.73	225.00	Labour
2200-9820-PARK	Finance Costs-Park Wat	Chantal	Van Staveren		111363	111363	303.73	225.00	Labour
2200-9822-PARK	Treasury Costs-Park Wat	Vanessa	Blumer		114445	114445	261.48	193.70	Labour
2200-9822-PARK	Treasury Costs-Park Wat	Vanessa	Blumer		114444	114444	326.85	242.13	Labour
2200-9822-PARK	Treasury Costs-Park Wat	Vincent	Duff		114419	114419	296.82	219.88	Labour
2200-9822-PARK	Treasury Costs-Park Wat	Shkelqim	Audiu		114202	114202	86.29	63.92	Labour
2200-9822-PARK	Treasury Costs-Park Wat	Shkelqim	Audiu		114201	114201	107.87	79.91	Labour
2200-9822-PARK	Treasury Costs-Park Wat	Efrain	Stantrich		114046	114046	151.38	112.14	Labour
2200-9822-PARK	Treasury Costs-Park Wat	Efrain	Stantrich		114045	114045	189.23	140.18	Labour
2200-9822-PARK	Treasury Costs-Park Wat	Rami	Khadra		113967	113967	129.3	95.78	Labour
2200-9822-PARK	Treasury Costs-Park Wat	Rami	Khadra		113966	113966	172.4	127.71	Labour
2200-9822-PARK	Treasury Costs-Park Wat	Michael	Mosindy		113339	113339	156.14	115.67	Labour
2200-9822-PARK	Treasury Costs-Park Wat	Michael	Mosindy		113338	113338	195.19	144.60	Labour
2200-9822-PARK	Treasury Costs-Park Wat	Victoria	Hernandez		113013	113013	50.98	37.77	Labour
2200-9822-PARK	Treasury Costs-Park Wat	Victoria	Hernandez		113012	113012	84.97	62.95	Labour
2200-9822-PARK	Treasury Costs-Park Wat	Janet	Swei		112932	112932	30.93	22.91	Labour
2200-9822-PARK	Treasury Costs-Park Wat	Janet	Swei		112931	112931	92.79	68.74	Labour
2200-9822-PARK	Treasury Costs-Park Wat	Janet	Swei		112930	112930	61.86	45.83	Labour
2200-9822-PARK	Treasury Costs-Park Wat	Janet	Swei		112929	112929	61.86	45.83	Labour
2200-9822-PARK	Treasury Costs-Park Wat	Vanessa	Blumer		112896	112896	326.85	242.13	Labour
2200-9822-PARK	Treasury Costs-Park Wat	Vincent	Duff		112877	112877	296.82	219.88	Labour
2200-9822-PARK	Treasury Costs-Park Wat	Vincent	Duff		112876	112876	296.82	219.88	Labour
2200-9822-PARK	Treasury Costs-Park Wat	Shkelqim	Audiu		112599	112599	107.87	79.91	Labour
2200-9822-PARK	Treasury Costs-Park Wat	Shkelqim	Audiu		112598	112598	107.87	79.91	Labour
2200-9822-PARK	Treasury Costs-Park Wat	Efrain	Stantrich		112457	112457	189.23	140.18	Labour
2200-9822-PARK	Treasury Costs-Park Wat	Efrain	Stantrich		112456	112456	189.23	140.18	Labour
2200-9822-PARK	Treasury Costs-Park Wat	Rami	Khadra		112360	112360	215.5	159.64	Labour
2200-9822-PARK	Treasury Costs-Park Wat	Rami	Khadra		112359	112359	215.5	159.64	Labour
2200-9822-PARK	Treasury Costs-Park Wat	Michael	Mosindy		111736	111736	195.19	144.60	Labour
2200-9822-PARK	Treasury Costs-Park Wat	Michael	Mosindy		111735	111735	195.19	144.60	Labour
2200-9822-PARK	Treasury Costs-Park Wat	Victoria	Hernandez		111403	111403	50.98	37.77	Labour
2200-9822-PARK	Treasury Costs-Park Wat	Victoria	Hernandez		111402	111402	67.97	50.35	Labour
2200-9822-PARK	Treasury Costs-Park Wat	Janet	Swei		111314	111314	92.79	68.74	Labour
2200-9822-PARK	Treasury Costs-Park Wat	Janet	Swei		111313	111313	92.79	68.74	Labour
2200-9822-PARK	Treasury Costs-Park Wat	Janet	Swei		111312	111312	61.86	45.83	Labour
2200-9822-PARK	Treasury Costs-Park Wat	Janet	Swei		111311	111311	61.86	45.83	Labour
2200-9860-PARK	LABS Mgt Costs-Park Wa	Kirsten	Olsen		112574	112574	316.62	234.55	Labour
2200-TARIFFSHARK	TariffShark	Christopher	Eacrett		114365	114365	190.81	141.35	Labour
2200-TARIFFSHARK	TariffShark	Christopher	Eacrett		114364	114364	190.81	141.35	Labour
2200-TARIFFSHARK	TariffShark	Biju	Varghese		113230	113230	318.93	236.26	Labour
2200-9827-PARK	FPA Costs-Park Water	Munisali	Kapadia		113444	113444	175.78	130.22	Labour
2200-9811-PARK	Payroll Costs-Park Water		2100HUSBLA	HUSCH BLACKWELL LLP 2851253	118489	118489	22.42	16.61	Legal
2200-9811-PARK	Payroll Costs-Park Water		2100GUALIF2	GUARDIAN-387411D1D 517171 D0 AUG2020	118418	118418	1623.21	1,202.47	Medical Benefits - Active
2200-9811-PARK	Payroll Costs-Park Water		2100GUALIF2	GUARDIAN-387411D1D 387411 D1 AUG2020	118417	118417	9251.49	6,853.46	Medical Benefits - Active

2200-9811-PARK	Payroll Costs-Park Water	2100GUALIF	GUARDIAN-387411D0	387411 D0 JUN2020	109726	109726	288.2	213.50	Medical Benefits - Active
2200-9860-PARK	LABS Mgt Costs-Park Water	2100GUALIF	GUARDIAN-387411D0	387411 D0 JUN2020	109726	109726	7944.08	5,884.94	Medical Benefits - Active
2200-9811-PARK	Payroll Costs-Park Water	2100GUALIF2	GUARDIAN-387411D1D	387411 D5 AUG2020	118419	118419	27	20.00	Medical Benefits -Retirees
2200-9815-PARK	EH&S Costs-Park Water	2100SMISYS	SMITH SYSTEM DRIVER	202007-23948	107605	107605	156.35	115.82	Seminars & Courses
2200-9815-PARK	EH&S Costs-Park Water	2100SAFSTA-US	SAFESTART-DIV ELECTR	IN000002549	110635	110635	1674.96	1,240.80	Seminars & Courses
2200-9815-PARK	EH&S Costs-Park Water	2100SMISYS	SMITH SYSTEM DRIVER	202007-24015	109727	109727	155.76	115.39	Seminars & Courses

Row Labels	Sum of USD Amount
2200-9800-PARK	376.72
Labour	376.72
2200-9811-PARK	917.78
Labour	917.78
2200-9812-PARK	1,178.91
Labour	1,178.91
2200-9815-PARK	770.03
Labour	770.03
2200-9817-PARK	1,224.27
Labour	1,224.27
2200-9820-PARK	7,639.65
Labour	7,639.65
2200-9822-PARK	3,867.44
Labour	3,867.44
2200-9827-PARK	130.22
Labour	130.22
2200-9860-PARK	234.55
Labour	234.55
2200-TARIFFSHARK	518.96
Labour	518.96
Grand Total	16,858.52

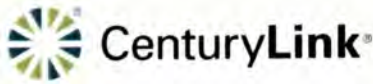
Row Labels	Sum of USD Amount
2200-9800-PARK	33,210.30
Communications	12,103.90
2100CENLINK	12,103.90
130897965	204.80
130905254	272.83
130909569	11,603.37
130916656	22.91
Computer Supplies	21,106.40
2100SOFTCH-US	21,106.40
5438500	21,106.40
2200-9811-PARK	9,519.46
Consulting Fees	1,213.42
2100WAROFA	1,213.42
3054	284.47
4002	928.96
Legal	16.61
2100HUSBLA	16.61
2851253	16.61
Medical Benefits - Active	8,269.43
2100GUALIF	213.50
387411 D0 JUN2020	213.50
2100GUALIF2	8,055.93
387411 D1 AUG2020	6,853.46
517171 D0 AUG2020	1,202.47
Medical Benefits -Retirees	20.00
2100GUALIF2	20.00
387411 D5 AUG2020	20.00
2200-9815-PARK	1,590.18
Computer Software	21.20
2100GENSOF	21.20
GS-1172-20200728-01	21.20
Consulting Fees	96.97
2100DRALL	96.97
5713/2020	48.49
5771/2020	48.49
Seminars & Courses	1,472.01
2100SAFSTA-US	1,240.80
IN000002549	1,240.80
2100SMISYS	231.21
202007-23948	115.82
202007-24015	115.39
2200-9821-PARK	258,693.13
Insurance	258,693.13

Total Pivots 325,756.53

2100AONREED	1,928.91
3450000472002.1	1,928.91
2100AONRIS-U\$	24,531.86
700000216717.1	24,531.86
(blank)	232,232.35
AUG 2020-INSURANCE INVOICE(S)	232,232.35
2200-9860-PARK	5,884.94
Medical Benefits - Active	5,884.94
2100GUALIF	5,884.94
387411 D0 JUN2020	5,884.94
Grand Total	308,898.01

See breakdown below

	CAD	USD		
AUG 2020-INSURANC	118671	35,283.69	26,138.00	AON 70000216659 US Auto Insurance
AUG 2020-INSURANC	118671	5,088.61	3,769.62	AON 202007570 Punitive Damages Insurance
AUG 2020-INSURANC	118671	36,088.26	26,734.02	AON 70000216659 US auto Insurance
AUG 2020-INSURANC	118671	21,536.35	15,954.03	AON 700000216731 Primary Liability Insurance
AUG 2020-INSURANC	118671	181,302.96	134,308.44	AON 700000216811 Excess Liability Insurance
AUG 2020-INSURANC	118671	3,307.59	2,450.25	AON 3450000465803 EPL Insurance
AUG 2020-INSURANC	118671	833.10	617.16	AON 3450000466459 Fiduciary Insurance
AUG 2020-INSURANC	118671	1,486.33	1,101.07	AON 3450000466463 Crime Insurance
AUG 2020-INSURANC	118671	578.26	428.37	AON 3450000466695 XS Fiduciary Insurance
AUG 2020-INSURANC	118671	3,943.68	2,921.46	AON 3450000466831 XS NetCyberPriv Insurance
AUG 2020-INSURANC	118671	7,170.32	5,311.74	AON 3450000466846 NetCyberPriv Insurance
AUG 2020-INSURANC	118671	1,096.61	812.36	AON 3450000467932 SAC Opt Insurance
AUG 2020-INSURANC	118671	9,992.18	7,402.16	AON 3450000471232 Svc Fee Insurance
AUG 2020-INSURANC	118671	1,156.50	856.73	AON 3450000471983 Primary Liability Insurance
AUG 2020-INSURANC	118671	4,626.01	3,426.93	AON 3450000472009 Excess Liability Insurance
			232,232.35	



PO Box 4918, Monroe, LA 71211-4918

ATTN: GURKIPAL GILL
LIBERTY UTILITIES
354 DAVIS ROAD
OAKVILLE ON L62X1
CANADA

APPROVED
ED MOHACSY
Director, IT Infrastructure
Date: July 21/20
Signature: Ed Mohacsy

200 CENTLINK

Invoice

Billing Account Number **86091974**
Invoice Number 130897965
Payment Due August 15, 2020
Invoice Date July 16, 2020

How to reach CenturyLink:
1-800-860-1020
care.inquiry@centurylink.com

Invoice of CenturyLink Communications, LLC.

Entity	Expense
2200-9800-Water	\$267.59
2200-9800-Calpeco	\$235.76
2200-9800-Granite	\$187.70
2200-9800-Enorth	\$380.50
2200-9800-MIDGAS	\$258.52
2200-9800-MidWat	\$10.84
2200-9800-Arkan	\$60.28
2200-9800-Woodson	\$1.70
2200-9800-Georg	\$205.80
2200-9800-NEG	\$232.85
2200-9800-WHWATER	\$7.36
2200-9800-WHSewer	\$7.64
2200-9800-Park	\$204.03
2200-9800-Empire	\$1,491.07
Liberty Power	\$0.00
2100-9800-LABUS	\$14,003.35
2200-C-First	\$13,846.70
Total	\$31,401.68

Bill-At-A-Glance

Previous Statement Balance 34,383.58
Payments 0.00
Credits/Adjustments 0.00
Amount Past Due 34,383.58

Current Charges 31,401.68

Total Amount Due USD 65,785.26

Your invoice reflects an amount past due. If you have not already done so, please pay **total amount due** in accordance with your payment terms.

Billing file has 204.80 diff .77

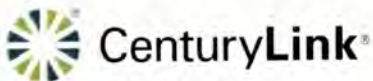
Req. info on difference

RECEIVED
JUL 21 2020

News You Can Use

Welcome to your new invoice

We've made some exciting changes that will help you better manage your services with us. See the last pages of your invoice for more information about how and where your account details are presented in the new format. If you have any questions, please dial the number at the top of your invoice to contact the Customer Care team. At CenturyLink, we're dedicated to helping you transform the future of your digital business. We have a relentless commitment to improving your experience with us and appreciate that you chose us.



Remittance - We appreciate your business!

Name LIBERTY UTILITIES
Billing Account Number 86091974
Invoice Number 130897965
Payment Due August 15, 2020

Total Amount Due USD 65,785.26

Pay your bill online at: www.centurylink.com/business/login

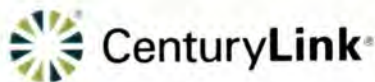
CenturyLink
PO Box 52187
Phoenix, AZ 85072-2187

Amount Enclosed

--	--	--	--	--	--	--	--	--	--

- Detach and enclose this portion with your payment
- Make check payable to CenturyLink
- Write the invoice number on the check
- Mail check to address noted in this Remittance section

013089796508609197421111000314016800065785266



PO Box 4918, Monroe, LA 71211-4918

ATTN: GURKIRPAL GILL
LIBERTY UTILITIES
354 DAVIS ROAD
OAKVILLE ON L6J2X1
CANADA

APPROVED
ED MOHACSY
Director, IT Infrastructure
Date: July 21/20
Signature: Ed Mohacsy

Invoice

Billing Account Number **86091954**
Invoice Number 130905254
Payment Due August 15, 2020
Invoice Date July 16, 2020

How to reach CenturyLink:
1-800-860-1020
care.inquiry@centurylink.com

Invoice of CenturyLink Communications, LLC.

Entity	Expense
2200-9800-Water	\$356.47
2200-9800-Calpeco	\$314.06
2200-9800-Granite	\$250.05
2200-9800-Enorth	\$506.88
2200-9800-MIDGAS	\$344.38
2200-9800-MidWat	\$14.44
2200-9800-Arkan	\$80.30
2200-9800-Woodson	\$2.26
2200-9800-Georg	\$274.15
2200-9800-NEG	\$310.18
2200-9800-WHWATE	\$9.80
2200-9800-WHSewer	\$10.18
2200-9800-Park	\$271.80
2200-9800-Empire	\$1,986.31
Total	\$4,731.27

Bill-At-A-Glance

Previous Statement Balance	4,731.16
Payments	0.00
Credits/Adjustments	0.00
Amount Past Due	4,731.16
Current Charges	4,731.27
Total Amount Due	USD 9,462.43

Your invoice reflects an amount past due. If you have not already done so, please pay **total amount due** in accordance with your payment terms.

Billing file has 272.83
diff 1.03

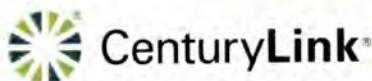
Req. info on difference

RECEIVED
JUL 21 2020

News You Can Use

Welcome to your new invoice

We've made some exciting changes that will help you better manage your services with us. See the last pages of your invoice for more information about how and where your account details are presented in the new format. If you have any questions, please dial the number at the top of your invoice to contact the Customer Care team. At CenturyLink, we're dedicated to helping you transform the future of your digital business. We have a relentless commitment to improving your experience with us and appreciate that you chose us.



Remittance - We appreciate your business!

Name LIBERTY UTILITIES
Billing Account Number 86091954
Invoice Number 130905254
Payment Due August 15, 2020

Total Amount Due USD 9,462.43

Pay your bill online at: www.centurylink.com/business/login

CenturyLink
PO Box 52187
Phoenix, AZ 85072-2187

Amount Enclosed:

Grid for amount enclosed: 10 columns, 1 row

- Detach and enclose this portion with your payment
- Make check payable to CenturyLink
- Write the invoice number on the check
- Mail check to address noted in this Remittance section

013090525408609195401111000047312700009462437



PO Box 4918, Monroe, LA 71211-4918

ATTN: GURKIRPAL GILL
LIBERTY UTILITIES CANADA CORP
354 DAVIS RD
OAKVILLE ON L6J2X1
CANADA

APPROVED
ED MOHACSY
Director, IT Infrastructure
Date: July 21/20
Signature: [Handwritten Signature]

Invoice

Billing Account Number **87970334**
Invoice Number 130909569
Payment Due August 15, 2020
Invoice Date July 16, 2020

How to reach CenturyLink:
1-800-860-1020
care.inquiry@centurylink.com

Invoice of CenturyLink Communications, LLC.

Manage Services Your Way via Control Center

Register for paperless billing, view and pay your invoice, manage repair tickets, check order status and much more.

Billing file has **11603.37** diff 43.67

Req. info on difference

2200-9800-Park
6-7200-0000-0000

Bill-At-A-Glance

Previous Statement Balance 11,280.66
Payments 0.00
Credits/Adjustments 0.00
Amount Past Due 11,280.66

Current Charges **11,559.70**

Total Amount Due USD 22,840.36

Your invoice reflects an amount past due. If you have not already done so, please pay **total amount due** in accordance with your payment terms.

RECEIVED
JUL 21 2020

News You Can Use

Welcome to your new invoice

We've made some exciting changes that will help you better manage your services with us. See the last pages of your invoice for more information about how and where your account details are presented in the new format. If you have any questions, please dial the number at the top of your invoice to contact the Customer Care team. At CenturyLink, we're dedicated to helping you transform the future of your digital business. We have a relentless commitment to improving your experience with us and appreciate that you chose us.



Remittance - We appreciate your business!

Name LIBERTY UTILITIES CANADA CORP
Billing Account Number 87970334
Invoice Number 130909569
Payment Due August 15, 2020

Total Amount Due USD 22,840.36

Pay your bill online at: www.centurylink.com/business/login

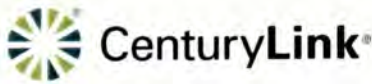
CenturyLink
PO Box 52187
Phoenix, AZ 85072-2187

Amount Enclosed:

[Grid for amount enclosed]

- Detach and enclose this portion with your payment
- Make check payable to CenturyLink
- Write the invoice number on the check
- Mail check to address noted in this Remittance section

013090956908797033421111000115597000022840364



PO Box 4918, Monroe, LA 71211-4918

ATTN: GURKIRPAL GILL
LIBERTY UTILITIES CANADA CORP
354 DAVIS RD
OAKVILLE ON L6J2X1
CANADA

APPROVED
ED MOHACSY
Director, IT Infrastructure
Date: July 21/20
Signature: [Handwritten Signature]

Invoice

Billing Account Number **86969864**
Invoice Number 130916656
Payment Due August 15, 2020
Invoice Date July 16, 2020

How to reach CenturyLink:
1-800-860-1020
care.inquiry@centurylink.com

[Handwritten Signature: LOO CENTLINK]

Invoice of CenturyLink Communications, LLC.

Entity	Expense
2200-9800-Water	\$29.93
2200-9800-Calpeco	\$26.37
2200-9800-Granite	\$20.99
2200-9800-Enorth	\$42.55
2200-9800-MIDGAS	\$28.91
2200-9800-MidWat	\$1.21
2200-9800-Arkan	\$6.74
2200-9800-Woodson	\$0.19
2200-9800-Georg	\$23.02
2200-9800-NEG	\$26.04
2200-9800-WHWATER	\$0.82
2200-9800-WHSewer	\$0.85
2200-9800-Park	\$22.82
2200-9800-Empire	\$166.75
Total	\$397.20

Bill-At-A-Glance

Previous Statement Balance 493.70
Payments 0.00
Credits/Adjustments 0.00
Amount Past Due 493.70

Current Charges 397.20

Total Amount Due USD 890.90

Your invoice reflects an amount past due. If you have not already done so, please pay **total amount due** in accordance with your payment terms.

Billing file has 22.91 diff .09

Req. info on difference

RECEIVED
JUL 27 2020

News You Can Use

Welcome to your new invoice

We've made some exciting changes that will help you better manage your services with us. See the last pages of your invoice for more information about how and where your account details are presented in the new format. If you have any questions, please dial the number at the top of your invoice to contact the Customer Care team. At CenturyLink, we're dedicated to helping you transform the future of your digital business. We have a relentless commitment to improving your experience with us and appreciate that you chose us.



Remittance - We appreciate your business!

Name LIBERTY UTILITIES CANADA CORP
Billing Account Number 86969864
Invoice Number 130916656
Payment Due August 15, 2020

Total Amount Due USD 890.90

Pay your bill online at: www.centurylink.com/business/login

CenturyLink
PO Box 52187
Phoenix, AZ 85072-2187

Amount Enclosed:

[Grid for amount enclosed]

- Detach and enclose this portion with your payment
- Make check payable to CenturyLink
- Write the invoice number on the check
- Mail check to address noted in this Remittance section

013091665608696986401111000003972000000890902

WS Job Number	WS Job Name	First Name	Last Name	Vendor ID	Vendor Name	Document Number	Journal Entry	Transaction Amount	USD Amount	Cost Code Description
2200-9800-AVR	IT Costs -Apple Valley R			2100SOFTCH	Softchoice Corporation	90060062	166217	2,948.88	2,256.57	Computer Supplies
2200-9811-AVR	Payroll Costs-Apple	Carlos	Zaldivar				175847	27.03	20.68	Labour
2200-9811-AVR	Payroll Costs-Apple	Carlos	Zaldivar				175846	54.07	41.38	Labour
2200-9811-AVR	Payroll Costs-Apple	JEANETTE	SCOTT				174952	231.67	177.28	Labour
2200-9811-AVR	Payroll Costs-Apple	JEANETTE	SCOTT				174951	231.67	177.28	Labour
2200-9811-AVR	Payroll Costs-Apple	Kimberley	Smith				174884	47.55	36.39	Labour
2200-9811-AVR	Payroll Costs-Apple	Carlos	Zaldivar				170168	54.07	41.38	Labour
2200-9811-AVR	Payroll Costs-Apple	Carlos	Zaldivar				170167	54.07	41.38	Labour
2200-9811-AVR	Payroll Costs-Apple	JEANETTE	SCOTT				169012	231.67	177.28	Labour
2200-9811-AVR	Payroll Costs-Apple	JEANETTE	SCOTT				169011	231.67	177.28	Labour
2200-9811-AVR	Payroll Costs-Apple	Carlos	Zaldivar				168533	54.07	41.38	Labour
2200-9811-AVR	Payroll Costs-Apple	JEANETTE	SCOTT				167328	289.59	221.60	Labour
2200-9820-AVR	Finance Costs-Apple	Lily	Liu				175569	90.30	69.10	Labour
2200-9820-AVR	Finance Costs-Apple	Lily	Liu				175568	135.46	103.66	Labour
2200-9820-AVR	Finance Costs-Apple	Lily	Liu				169803	90.30	69.10	Labour
2200-9820-AVR	Finance Costs-Apple	Lily	Liu				169802	90.30	69.10	Labour
2200-9827-AVR	FPA Costs-Apple Val	Adil	Mujeeb				175530	555.54	425.11	Labour
2200-9811-AVR	Payroll Costs-Apple ValleyR			2100HUSBLA	HUSCH BLACKWELL LLP	2826478	166528	1,049.69	803.25	Legal
2200-9811-AVR	Payroll Costs-Apple ValleyR			2100GUALIF	GUARDIAN-387411D0	387411 D0OCT2020	161225	2,374.33	1,796.69	Medical Benefits - Active
2200-9811-AVR	Payroll Costs-Apple ValleyR			2100GUALIF	GUARDIAN-387411D0	387411 D0 OCT2020	161224	3,085.17	2,334.60	Medical Benefits - Active
2200-9811-AVR	Payroll Costs-Apple ValleyR			2100GUALIF	GUARDIAN-387411D0	387411 D0NOV2020	164537	3,450.47	2,640.40	Medical Benefits - Active
2200-9811-AVR	Payroll Costs-Apple ValleyR			2100GUALIF	GUARDIAN-387411D0	387411 D0 NOV2020	164536	105.85	81.00	Medical Benefits - Active
2200-9811-AVR	Payroll Costs-Apple ValleyR			2100GUALIF	GUARDIAN-387411D0	387411 D1 DEC2020	166211	5,346.76	4,091.49	Other
2200-9811-AVR	Payroll Costs-Apple ValleyR			2100GUALIF2	GUARDIAN-387411D1D	517171 D0 DEC2020	166210	1,216.81	931.14	Other
									16,824.50	

Row Labels	Sum of USD Amount
2200-9811-AVR	1,153.30 ✓
Labour	1,153.30 ✓
2200-9820-AVR	310.96 ✓
Labour	310.96 ✓
2200-9827-AVR	425.11 ✓
Labour	425.11 ✓
Grand Total	1,889.37

Total Pivots
16,824.50

Row Labels	Sum of USD Amount
2200-9800-AVR	2,256.57 ✓
Computer Supplies	2,256.57 ✓
2100SOFTCH	2,256.57
90060062	2,256.57
2200-9811-AVR	12,678.57
Legal	803.25 ✓
2100HUSBLA	803.25 ✓
2826478	803.25
Medical Benefits - Active	6,852.69 ✓
2100GUALIF	6,852.69 ✓
387411 D0 NOV2020	81.00
387411 D0 OCT2020	2,334.60
387411 D0NOV2020	2,640.40
387411 D0OCT2020	1,796.69
Other	5,022.63 ✓
2100GUALIF	4,091.49 ✓
387411 D1 DEC2020	4,091.49
2100GUALIF2	931.14
517171 D0 DEC2020	931.14
Grand Total	14,935.13



POSTED
12/22/2020

Invoice # 90060062
Invoice Date 12-Nov-2020
Due Date 12-Dec-2020

2100SOFTCH

Thank You for choosing Softchoice!
Please note that due date for payment of this invoice is 12-Dec-2020.

Bill To: 7000100908
Liberty Utilities (Canada) Corp
354 DAVIS ROAD
OAKVILLE ON L6J 2X2
Attention:

Payer: 7000100908
Liberty Utilities (Canada) Corp
354 DAVIS ROAD
OAKVILLE ON L6J 2X2
Attention:

Ship To: 7000100908
Liberty Utilities (Canada) Corp
354 DAVIS ROAD
OAKVILLE ON L6J 2X2
Attention: Gurkirpal Gill

Milkias Kidane
Milkias Kidane (Dec 17, 2020 10:35 EST)

Shaival Hora
Shaival Hora (Dec 17, 2020 13:02 EST)

Order Date 28-Oct-20 Order # 10050612 Terms NET 30 DAYS Purchase Order P00003611 PO Ref.:

SC #	Mfg SKU #	Description	Qty Shipped	Unit Price	Extended Price
2000163307	A-FLEX	COLLABORATION FLEX PLAN	1	\$0.00	\$0.00
2000078414	A-SPK-CS-TA-ICB	Cisco Spark Global Call Me - License - hosted	1	\$0.00	\$0.00
2000590457	A-FLEX-MC-ENT	Cisco Collaboration Flex Plan Meetings E	70	\$0.00	\$0.00
2000548485	A-FLEX-FILESTG-ENT	Cisco Collaboration Flex Plan File Stora	1,400	\$0.00	\$0.00
2000548486	A-FLEX-MSG-ENT	Cisco Collaboration Flex Plan Messaging	70	\$0.00	\$0.00
2000322368	SVS-SPK-SUPT-BAS	BASIC SUPPORT FOR CISCO SPARK	1	\$0.00	\$0.00
2000590458	A-FLEX-WX-STG	Cisco Collaboration Flex Plan Webex Incl	10	\$0.00	\$0.00
2000328371	A-FLEX-NU-CONT-MGT	NU CONTENT MANAGEMENT (1)	70	\$14.66	\$1,026.20
2000167268	A-SPK-CS-TA-ITF	Cisco Spark Global Toll Free - License - hosted	1	\$0.00	\$0.00
2000007542	A-SPK-VOIP	INCLUDED VOIP	1	\$0.00	\$0.00
2000197246	A-FLEX-NU-BCCB	Cisco Collaboration Flex Plan Meetings Bridge Country Call Back Audio - License - 1 named user - hosted	70	\$39.01	\$2,730.70



Invoice # 90060062
 Invoice Date 12-Nov-2020
 Due Date 12-Dec-2020

2000019321	A-SPK-CS-TA-BCTF	Cisco Spark Bridge Country Toll Free Call-in - License - hosted - volume - 1-225 licenses	1	\$0.00	\$0.00
2000548487	A-FLEX-EDGAUD-USER	Cisco WebEx Edge Audio - License - hosted	70	\$0.00	\$0.00
2000019549	A-FLEX-NUCM-MC	Cisco Collaboration Flex Plan Meetings - Term License - 1000 attendees, 10 GB per site NBR, 20 GB per user Webex Teams File Storage - hosted	70	\$314.94	\$22,045.80
				Sub-total	\$25,802.70
				HST	\$3,354.35
				TOTAL	CAD \$29,157.05

GST / HST Registration No 837142579 RT0001

Remittance Information:

By Electronic Fund Transfer:

Bank Name: BANK OF MONTREAL
 Institution Number/Bank Code: 0001
 Branch/Transit Number: 00022
 Account Number: 1521067
 Swift Code: BOFMCAM2

By Cheque:

Softchoice LP
 57102
 Postal Station A
 Toronto, ON
 M5W 5M5

Invoice/Account Inquiries:

Shaina Visheshi
 E: Shaina.Visheshi@softchoice.com
 P: (888) 549-7638 x223024

Payment Advice Only:

E: Treasury@softchoice.com



Invoice # 90060062
Invoice Date 12-Nov-2020
Due Date 12-Dec-2020

FWO	Expense
2200-9800-APCO	\$1,105.83
2200-9800-AVR	\$2,948.88
2200-9800-CALPECO	\$7,740.81
2200-9800-CBASIN	\$2,948.88
2200-9800-EMPIRE	\$9,215.25
2200-9800-MIDSTAT	\$1,843.05
Total	\$25,802.70
2-7125-0000-0000	

2948.88 CAD
2256.57 USD

FX Rate
1.3068

Comments or Suggestions? We'd love to hear from you! [Take our Survey.](#)

Please note in some areas tax exemptions apply to Software Licenses, Manuals, Books and/or Software Maintenance.

All returns are subject to authorization approval. Please visit our website at softchoice.com/returns for our Full Return Policy and to access

Should you require additional information please contact us as we would be more than happy to fill your request. Our Sales department can be reached at (800) 268-7638, sales@softchoice.com, or via our website at www.softchoice.com

This invoice and the transaction(s) to which it pertains are governed by Softchoice's online terms of sale, unless a separate purchase agreement was signed by both your company and Softchoice, in which case, that separate agreement will govern. Softchoice's terms of sale can be found at: <https://m.softchoice.com/files/pdf/terms/TermsAndConditionsForProductPurchases.pdf>

WS Job Number	WS Job Name	First Name	Last Name	Vendor ID	Vendor Name	Document Number	Journal Entry	Transaction Amount	USD Amount	Cost Code	Description	Docum	Transaction Description
2200-9820-PARK	Finance Costs-Park Water			2100KPMLLP-US	KPMG LLP- TORONTO	8003230740	179247	26,993.26	20,656.00	Accounting/Audit Service: PM			PROFESSIONAL SERVICES
2200-9820-PARK	Finance Costs-Park Water			2100ERNYOU	Ernst & Young LLP	CA01C100299827	166372	19,548.21	14,958.84	Accounting/Audit Service: PM			PROFESSIONAL SERVICES
2200-9820-PARK	Finance Costs-Park Water			2100ERNYOU	Ernst & Young LLP	CA01C100293732	164287	19,548.21	14,958.84	Accounting/Audit Service: PM			PROFESSIONAL SERVICES
2200-9800-PARK	IT Costs -Park Water			2100CENLINK	CENTURYLINK - Box 521	180985287	166594	24.84	19.01	Communications	PM	ACC#:	86969864
2200-9800-PARK	IT Costs -Park Water			2100CENLINK	CENTURYLINK - Box 521	180975955	166586	354.73	271.45	Communications	PM	ACC#:	86091954
2200-9800-PARK	IT Costs -Park Water			2100CENLINK	CENTURYLINK - Box 521	180973957	166584	15,918.77	12,181.49	Communications	PM	ACC#:	87970334
2200-9800-PARK	IT Costs -Park Water			2100CENLINK	CENTURYLINK - Box 521	170596808	166577	1,450.51	1,109.97	Communications	PM	ACC#:	90123038
2200-9800-PARK	IT Costs -Park Water			2100CENLINK	CENTURYLINK - Box 521	160621405	166576	1,384.29	1,059.30	Communications	PM	ACC#:	90123038
2200-9800-PARK	IT Costs -Park Water			2100CENLINK	CENTURYLINK - Box 521	150757872	166575	1,334.63	1,021.30	Communications	PM	ACC#:	90123038
2200-9800-PARK	IT Costs -Park Water			2100CENLINK	CENTURYLINK - Box 521	140876492	166574	1,539.62	1,178.16	Communications	PM	ACC#:	90123038
2200-9800-PARK	IT Costs -Park Water			2100CENLINK	CENTURYLINK - Box 521	130627904	166573	1,216.21	930.68	Communications	PM	ACC#:	90123038
2200-9800-PARK	IT Costs -Park Water			2100CENLINK	CENTURYLINK - Box 521	180607735	166525	1,224.88	937.31	Communications	PM	ACC#:	90123038
2200-9800-PARK	IT Costs -Park Water			2100CENLINK	CENTURYLINK - Box 521	1493184757	166232	578.68	442.82	Communications	PM	ACC#:	90123038
2200-9800-PARK	IT Costs -Park Water			2100CENLINK	CENTURYLINK - Box 521	1491397887	166231	708.55	542.20	Communications	PM	ACC#:	90123038
2200-9800-PARK	IT Costs -Park Water			2100CENLINK	CENTURYLINK - Box 521	1489527146	166230	137.79	105.44	Communications	PM	ACC#:	90123038
2200-9800-PARK	IT Costs -Park Water			2100CENLINK	CENTURYLINK - Box 521	1487698212	166229	23.21	17.76	Communications	PM	ACC#:	90123038
2200-9800-PARK	IT Costs -Park Water			2100CENLINK	CENTURYLINK - Box 521	1485856010	166228	22.84	17.48	Communications	PM	ACC#:	90123038
2200-9800-PARK	IT Costs -Park Water			2100CENLINK	CENTURYLINK - Box 521	1483969432	166227	7.44	5.69	Communications	PM	ACC#:	90123038
2200-9800-PARK	IT Costs -Park Water			2100CENLINK	CENTURYLINK - Box 521	180985429	166221	692.56	529.97	Communications	PM	ACC#:	86091974
2200-9800-PARK	IT Costs -Park Water			2100CENLINK	CENTURYLINK - Box 521	171015651	164055	355.38	271.95	Communications	PM	ACC#:	86091954
2200-9800-PARK	IT Costs -Park Water			2100CENLINK	CENTURYLINK - Box 521	161281924	164054	356.42	272.74	Communications	PM	ACC#:	89243479
2200-9800-PARK	IT Costs -Park Water			2100CENLINK	CENTURYLINK - Box 521	171298193	163885	356.42	272.74	Communications	PM	ACC#:	89243479
2200-9800-PARK	IT Costs -Park Water			2100CENLINK	CENTURYLINK - Box 521	171025032	163881	692.56	529.97	Communications	PM	ACC#:	86091974
2200-9800-PARK	IT Costs -Park Water			2100CENLINK	CENTURYLINK - Box 521	171024494	163880	28.95	22.15	Communications	PM	ACC#:	86969864
2200-9800-PARK	IT Costs -Park Water			2100CENLINK	CENTURYLINK - Box 521	171014126	163871	16,127.81	12,341.45	Communications	PM	ACC#:	87970334
2200-9800-PARK	IT Costs -Park Water			2100SAPCAN	SAP CANADA INC	6009078512	161424	11,556.00	8,744.61	Computer Software	PM	ORDER#:	240288165
2200-9812-PARK	Training Costs-Park Water			2100ORACAN	ORACLE CANADA ULC	1265549	162872	795.83	608.99	Computer Software	PM	CUST#:	16537558
2200-9815-PARK	EH&S Costs-Park Water			2100GENSOF	GENSUITE LLC	GS-1172-20201124-01	162929	436.16	330.05	Computer Software	PM		50% INITIATION
2200-9800-DHR	Downey scada hardware replce						174674	51,637.97	39,514.82	Computer Supplies	GL		LABS IT ACCRUAL
2200-9800-DHR	Downey scada hardware replce						174674	57,833.43	44,255.76	Computer Supplies	GL		LABS IT ACCRUAL
2200-9800-CBASIN	IT Costs - Central Basin			2100SOFTCH	Softchoice Corporation	90060062	166217	2,948.88	2,256.57	Computer Supplies	PM		SUPPLIES
2200-PWDC-ENTRPD	ParkW Job 10190013.1585.9843			2100SOFTCH-US	SOFTCHOICE CORPORA	90099646	178798	53,378.87	40,847.01	Computer Supplies	REC		Downey EoL Equipment
2200-PWDC-ENTRPD	ParkW Job 10190013.1585.9843			2100SOFTCH-US	SOFTCHOICE CORPORA	90098006	178797	61,581.04	47,123.54	Computer Supplies	REC		DELL POWEREDGE VRTX RACI
2200-9800-PARK	IT Costs -Park Water			2100DATGAR-US	CENTURYLINK CANADA, B1-2091091		178842	606.88	464.40	Data Centre Expense	PM	ACC#:	623346
2200-9800-PARK	IT Costs -Park Water			2100DATGAR-US	CENTURYLINK CANADA, B1-2099644		178841	600.97	459.88	Data Centre Expense	PM	ACC#:	623346
2200-9815-PARK	EH&S Costs-Park Water			2100SOMGAR	GARY SOMMER	EXP20201219	166750	492.38	376.78	Donations/Contributions	PM		December expenses
2200-9821-PARK	Risk Mgt Costs-Park Water			2100AONREED	AON REED STENHOUSE	3450000472326.1	166200	1,074.79	822.46	Insurance	PM		01-Jul-2020-01-Jul-2021
2200-9800-PARK	IT Costs -Park Water	Edward	Mohacsy				175215	185.78	142.16	Labour	PR	GLTRX00092257	
2200-9800-PARK	IT Costs -Park Water	Edward	Mohacsy				175214	309.63	236.94	Labour	PR	GLTRX00092257	
2200-9800-PARK	IT Costs -Park Water	Edward	Mohacsy				169398	185.78	142.16	Labour	PR	GLTRX00092214	
2200-9800-PARK	IT Costs -Park Water	Garfield	Neufville				169120	198.89	152.20	Labour	PR	GLTRX00092214	
2200-9800-PARK	IT Costs -Park Water	Garfield	Neufville				169119	198.89	152.20	Labour	PR	GLTRX00092214	
2200-9800-PARK	IT Costs -Park Water	Ayman	Vaniyambadi				168759	554.07	423.99	Labour	PR	GLTRX00092213	
2200-9800-PARK	IT Costs -Park Water	Edward	Mohacsy				167701	185.78	142.16	Labour	PR	GLTRX00092213	
2200-9800-PARK	IT Costs -Park Water	Garfield	Neufville				167433	198.89	152.20	Labour	PR	GLTRX00092213	
2200-9800-PARK	IT Costs -Park Water	Garfield	Neufville				167432	198.89	152.20	Labour	PR	GLTRX00092213	
2200-9811-PARK	Payroll Costs-Park Wate	JEANETTE	SCOTT				174957	289.59	221.60	Labour	PR	GLTRX00092257	
2200-9811-PARK	Payroll Costs-Park Wate	JEANETTE	SCOTT				174956	260.63	199.44	Labour	PR	GLTRX00092257	
2200-9811-PARK	Payroll Costs-Park Wate	Danielle	Carter				170046	57.05	43.66	Labour	PR	GLTRX00092214	
2200-9811-PARK	Payroll Costs-Park Wate	JEANETTE	SCOTT				169018	289.59	221.60	Labour	PR	GLTRX00092214	
2200-9811-PARK	Payroll Costs-Park Wate	JEANETTE	SCOTT				169017	173.75	132.96	Labour	PR	GLTRX00092214	
2200-9811-PARK	Payroll Costs-Park Wate	Danielle	Carter				168404	57.05	43.66	Labour	PR	GLTRX00092213	
2200-9811-PARK	Payroll Costs-Park Wate	JEANETTE	SCOTT				167337	115.84	88.64	Labour	PR	GLTRX00092213	
2200-9811-PARK	Payroll Costs-Park Wate	JEANETTE	SCOTT				167336	115.84	88.64	Labour	PR	GLTRX00092213	
2200-9811-PARK	Payroll Costs-Park Wate	JEANETTE	SCOTT				167335	115.84	88.64	Labour	PR	GLTRX00092213	
2200-9812-PARK	Training Costs-Park Wat	Krista	Clark				176180	152.64	116.80	Labour	PR	GLTRX00092257	

2200-9812-PARK	Training Costs-Park Wat	Krista	Clark	176179	190.81	146.01	Labour	PR	GLTRX00092257
2200-9812-PARK	Training Costs-Park Wat	Dainna	Datchko	175091	248.49	190.15	Labour	PR	GLTRX00092257
2200-9812-PARK	Training Costs-Park Wat	France	Poirier	175012	66.97	51.25	Labour	PR	GLTRX00092257
2200-9812-PARK	Training Costs-Park Wat	France	Poirier	175011	167.43	128.12	Labour	PR	GLTRX00092257
2200-9812-PARK	Training Costs-Park Wat	Krista	Clark	170568	190.81	146.01	Labour	PR	GLTRX00092214
2200-9812-PARK	Training Costs-Park Wat	Krista	Clark	170567	190.81	146.01	Labour	PR	GLTRX00092214
2200-9812-PARK	Training Costs-Park Wat	Dainna	Datchko	169201	248.49	190.15	Labour	PR	GLTRX00092214
2200-9812-PARK	Training Costs-Park Wat	Dainna	Datchko	169200	248.49	190.15	Labour	PR	GLTRX00092214
2200-9812-PARK	Training Costs-Park Wat	France	Poirier	169072	167.43	128.12	Labour	PR	GLTRX00092214
2200-9812-PARK	Training Costs-Park Wat	France	Poirier	169071	167.43	128.12	Labour	PR	GLTRX00092214
2200-9812-PARK	Training Costs-Park Wat	Dainna	Datchko	167517	248.49	190.15	Labour	PR	GLTRX00092213
2200-9812-PARK	Training Costs-Park Wat	Dainna	Datchko	167516	248.49	190.15	Labour	PR	GLTRX00092213
2200-9812-PARK	Training Costs-Park Wat	France	Poirier	167388	167.43	128.12	Labour	PR	GLTRX00092213
2200-9812-PARK	Training Costs-Park Wat	France	Poirier	167387	167.43	128.12	Labour	PR	GLTRX00092213
2200-9815-PARK	EH&S Costs-Park Water	Gary	Sommer	175374	119.58	91.51	Labour	PR	GLTRX00092257
2200-9815-PARK	EH&S Costs-Park Water	Gary	Sommer	175373	159.44	122.01	Labour	PR	GLTRX00092257
2200-9815-PARK	EH&S Costs-Park Water	ESTER	DI GIOVANNI	175188	218.12	166.91	Labour	PR	GLTRX00092257
2200-9815-PARK	EH&S Costs-Park Water	ESTER	DI GIOVANNI	175187	272.66	208.65	Labour	PR	GLTRX00092257
2200-9815-PARK	EH&S Costs-Park Water	Gary	Sommer	169553	199.30	152.51	Labour	PR	GLTRX00092214
2200-9815-PARK	EH&S Costs-Park Water	Gary	Sommer	169552	199.30	152.51	Labour	PR	GLTRX00092214
2200-9815-PARK	EH&S Costs-Park Water	ESTER	DI GIOVANNI	169362	272.66	208.65	Labour	PR	GLTRX00092214
2200-9815-PARK	EH&S Costs-Park Water	ESTER	DI GIOVANNI	169361	272.66	208.65	Labour	PR	GLTRX00092214
2200-9815-PARK	EH&S Costs-Park Water	Gary	Sommer	167855	199.30	152.51	Labour	PR	GLTRX00092213
2200-9815-PARK	EH&S Costs-Park Water	Gary	Sommer	167854	199.30	152.51	Labour	PR	GLTRX00092213
2200-9815-PARK	EH&S Costs-Park Water	ESTER	DI GIOVANNI	167677	272.66	208.65	Labour	PR	GLTRX00092213
2200-9815-PARK	EH&S Costs-Park Water	ESTER	DI GIOVANNI	167676	272.66	208.65	Labour	PR	GLTRX00092213
2200-9817-PARK	Communications -Park V	Stipe	Maglica	175989	118.73	90.86	Labour	PR	GLTRX00092257
2200-9817-PARK	Communications -Park V	Stipe	Maglica	175988	148.41	113.57	Labour	PR	GLTRX00092257
2200-9817-PARK	Communications -Park V	Amanda	Dillon	175318	110.82	84.80	Labour	PR	GLTRX00092257
2200-9817-PARK	Communications -Park V	Amanda	Dillon	175317	138.53	106.01	Labour	PR	GLTRX00092257
2200-9817-PARK	Communications -Park V	Sarah	Aspinall	175156	130.04	99.51	Labour	PR	GLTRX00092257
2200-9817-PARK	Communications -Park V	Sarah	Aspinall	175155	162.55	124.39	Labour	PR	GLTRX00092257
2200-9817-PARK	Communications -Park V	Stipe	Maglica	170341	148.41	113.57	Labour	PR	GLTRX00092214
2200-9817-PARK	Communications -Park V	Stipe	Maglica	170340	148.41	113.57	Labour	PR	GLTRX00092214
2200-9817-PARK	Communications -Park V	Amanda	Dillon	169511	138.53	106.01	Labour	PR	GLTRX00092214
2200-9817-PARK	Communications -Park V	Amanda	Dillon	169510	138.53	106.01	Labour	PR	GLTRX00092214
2200-9817-PARK	Communications -Park V	Sarah	Aspinall	169319	162.55	124.39	Labour	PR	GLTRX00092214
2200-9817-PARK	Communications -Park V	Sarah	Aspinall	169318	162.55	124.39	Labour	PR	GLTRX00092214
2200-9817-PARK	Communications -Park V	Stipe	Maglica	168695	148.41	113.57	Labour	PR	GLTRX00092213
2200-9817-PARK	Communications -Park V	Stipe	Maglica	168694	148.41	113.57	Labour	PR	GLTRX00092213
2200-9817-PARK	Communications -Park V	Amanda	Dillon	167820	138.53	106.01	Labour	PR	GLTRX00092213
2200-9817-PARK	Communications -Park V	Amanda	Dillon	167819	138.53	106.01	Labour	PR	GLTRX00092213
2200-9817-PARK	Communications -Park V	Sarah	Aspinall	167637	162.55	124.39	Labour	PR	GLTRX00092213
2200-9817-PARK	Communications -Park V	Sarah	Aspinall	167636	162.55	124.39	Labour	PR	GLTRX00092213
2200-9820-PARK	Finance Costs-Park Wat	Hardeep	Aulakh	176051	330.75	253.10	Labour	PR	GLTRX00092257
2200-9820-PARK	Finance Costs-Park Wat	Hardeep	Aulakh	176050	229.69	175.77	Labour	PR	GLTRX00092257
2200-9820-PARK	Finance Costs-Park Wat	Chris	Lee	175762	29.40	22.50	Labour	PR	GLTRX00092257
2200-9820-PARK	Finance Costs-Park Wat	Chris	Lee	175761	73.50	56.24	Labour	PR	GLTRX00092257
2200-9820-PARK	Finance Costs-Park Wat	Dalia	Beshay	175556	85.01	65.05	Labour	PR	GLTRX00092257
2200-9820-PARK	Finance Costs-Park Wat	Dalia	Beshay	175555	85.01	65.05	Labour	PR	GLTRX00092257
2200-9820-PARK	Finance Costs-Park Wat	Andrew	Lovric	175500	36.53	27.95	Labour	PR	GLTRX00092257
2200-9820-PARK	Finance Costs-Park Wat	Andrew	Lovric	175499	36.53	27.95	Labour	PR	GLTRX00092257
2200-9820-PARK	Finance Costs-Park Wat	Zohair	Qazi	175474	142.18	108.80	Labour	PR	GLTRX00092257
2200-9820-PARK	Finance Costs-Park Wat	Zohair	Qazi	175473	177.72	136.00	Labour	PR	GLTRX00092257
2200-9820-PARK	Finance Costs-Park Wat	Chantal	Van Staveren	174946	303.73	232.42	Labour	PR	GLTRX00092257
2200-9820-PARK	Finance Costs-Park Wat	Chantal	Van Staveren	174945	303.73	232.42	Labour	PR	GLTRX00092257
2200-9820-PARK	Finance Costs-Park Wat	Hardeep	Aulakh	170430	413.44	316.38	Labour	PR	GLTRX00092214

2200-9820-PARK	Finance Costs-Park Watε Hardeep	Aulakh	170429	330.75	253.10	Labour	PR	GLTRX00092214
2200-9820-PARK	Finance Costs-Park Watε Chitra	Badrinarayanan	170136	285.24	218.27	Labour	PR	GLTRX00092214
2200-9820-PARK	Finance Costs-Park Watε Chitra	Badrinarayanan	170135	285.24	218.27	Labour	PR	GLTRX00092214
2200-9820-PARK	Finance Costs-Park Watε Chris	Lee	170077	73.50	56.24	Labour	PR	GLTRX00092214
2200-9820-PARK	Finance Costs-Park Watε Chris	Lee	170076	73.50	56.24	Labour	PR	GLTRX00092214
2200-9820-PARK	Finance Costs-Park Watε Hui Quing	Han	169903	333.40	255.13	Labour	PR	GLTRX00092214
2200-9820-PARK	Finance Costs-Park Watε Dalia	Beshay	169785	85.01	65.05	Labour	PR	GLTRX00092214
2200-9820-PARK	Finance Costs-Park Watε Dalia	Beshay	169784	85.01	65.05	Labour	PR	GLTRX00092214
2200-9820-PARK	Finance Costs-Park Watε Andrew	Lovric	169720	36.53	27.95	Labour	PR	GLTRX00092214
2200-9820-PARK	Finance Costs-Park Watε Andrew	Lovric	169719	36.53	27.95	Labour	PR	GLTRX00092214
2200-9820-PARK	Finance Costs-Park Watε Zohair	Qazi	169660	177.72	136.00	Labour	PR	GLTRX00092214
2200-9820-PARK	Finance Costs-Park Watε Zohair	Qazi	169659	177.72	136.00	Labour	PR	GLTRX00092214
2200-9820-PARK	Finance Costs-Park Watε Chantal	Van Staveren	169006	303.73	232.42	Labour	PR	GLTRX00092214
2200-9820-PARK	Finance Costs-Park Watε Hardeep	Aulakh	168794	413.44	316.38	Labour	PR	GLTRX00092213
2200-9820-PARK	Finance Costs-Park Watε Hardeep	Aulakh	168793	413.44	316.38	Labour	PR	GLTRX00092213
2200-9820-PARK	Finance Costs-Park Watε Chitra	Badrinarayanan	168494	285.24	218.27	Labour	PR	GLTRX00092213
2200-9820-PARK	Finance Costs-Park Watε Chitra	Badrinarayanan	168493	285.24	218.27	Labour	PR	GLTRX00092213
2200-9820-PARK	Finance Costs-Park Watε Chris	Lee	168436	73.50	56.24	Labour	PR	GLTRX00092213
2200-9820-PARK	Finance Costs-Park Watε Chris	Lee	168435	73.50	56.24	Labour	PR	GLTRX00092213
2200-9820-PARK	Finance Costs-Park Watε Suliati	Fusigboye	168277	218.78	167.42	Labour	PR	GLTRX00092213
2200-9820-PARK	Finance Costs-Park Watε Suliati	Fusigboye	168276	218.78	167.42	Labour	PR	GLTRX00092213
2200-9820-PARK	Finance Costs-Park Watε Hui Quing	Han	168238	266.72	204.10	Labour	PR	GLTRX00092213
2200-9820-PARK	Finance Costs-Park Watε Hui Quing	Han	168237	266.72	204.10	Labour	PR	GLTRX00092213
2200-9820-PARK	Finance Costs-Park Watε Hui Quing	Han	168236	333.40	255.13	Labour	PR	GLTRX00092213
2200-9820-PARK	Finance Costs-Park Watε Hui Quing	Han	168235	333.40	255.13	Labour	PR	GLTRX00092213
2200-9820-PARK	Finance Costs-Park Watε Hui Quing	Han	168234	333.40	255.13	Labour	PR	GLTRX00092213
2200-9820-PARK	Finance Costs-Park Watε Hui Quing	Han	168233	266.72	204.10	Labour	PR	GLTRX00092213
2200-9820-PARK	Finance Costs-Park Watε Dalia	Beshay	168077	85.01	65.05	Labour	PR	GLTRX00092213
2200-9820-PARK	Finance Costs-Park Watε Dalia	Beshay	168076	85.01	65.05	Labour	PR	GLTRX00092213
2200-9820-PARK	Finance Costs-Park Watε Andrew	Lovric	168014	36.53	27.95	Labour	PR	GLTRX00092213
2200-9820-PARK	Finance Costs-Park Watε Andrew	Lovric	168013	36.53	27.95	Labour	PR	GLTRX00092213
2200-9820-PARK	Finance Costs-Park Watε Zohair	Qazi	167953	177.72	136.00	Labour	PR	GLTRX00092213
2200-9820-PARK	Finance Costs-Park Watε Zohair	Qazi	167952	177.72	136.00	Labour	PR	GLTRX00092213
2200-9820-PARK	Finance Costs-Park Watε Chantal	Van Staveren	167322	303.73	232.42	Labour	PR	GLTRX00092213
2200-9820-PARK	Finance Costs-Park Watε Chantal	Van Staveren	167321	303.73	232.42	Labour	PR	GLTRX00092213
2200-9822-PARK	Treasury Costs-Park Watε Tiffany	Hall	176157	135.55	103.73	Labour	PR	GLTRX00092257
2200-9822-PARK	Treasury Costs-Park Watε Vanessa	Blumer	176111	141.34	108.16	Labour	PR	GLTRX00092257
2200-9822-PARK	Treasury Costs-Park Watε Vanessa	Blumer	176110	353.36	270.40	Labour	PR	GLTRX00092257
2200-9822-PARK	Treasury Costs-Park Watε Vincent	Duff	176083	296.82	227.13	Labour	PR	GLTRX00092257
2200-9822-PARK	Treasury Costs-Park Watε Vincent	Duff	176082	296.82	227.13	Labour	PR	GLTRX00092257
2200-9822-PARK	Treasury Costs-Park Watε Shkelqim	Avdiu	175925	86.29	66.03	Labour	PR	GLTRX00092257
2200-9822-PARK	Treasury Costs-Park Watε Shkelqim	Avdiu	175924	107.87	82.55	Labour	PR	GLTRX00092257
2200-9822-PARK	Treasury Costs-Park Watε Efrain	Santrich	175786	113.54	86.88	Labour	PR	GLTRX00092257
2200-9822-PARK	Treasury Costs-Park Watε Efrain	Santrich	175785	189.23	144.80	Labour	PR	GLTRX00092257
2200-9822-PARK	Treasury Costs-Park Watε Victoria	Hernandez	174984	50.98	39.01	Labour	PR	GLTRX00092257
2200-9822-PARK	Treasury Costs-Park Watε Victoria	Hernandez	174983	84.97	65.02	Labour	PR	GLTRX00092257
2200-9822-PARK	Treasury Costs-Park Watε Tiffany	Hall	170542	135.55	103.73	Labour	PR	GLTRX00092214
2200-9822-PARK	Treasury Costs-Park Watε Tiffany	Hall	170541	135.55	103.73	Labour	PR	GLTRX00092214
2200-9822-PARK	Treasury Costs-Park Watε Vanessa	Blumer	170480	353.36	270.40	Labour	PR	GLTRX00092214
2200-9822-PARK	Treasury Costs-Park Watε Vincent	Duff	170462	296.82	227.13	Labour	PR	GLTRX00092214
2200-9822-PARK	Treasury Costs-Park Watε Vincent	Duff	170461	296.82	227.13	Labour	PR	GLTRX00092214
2200-9822-PARK	Treasury Costs-Park Watε Shkelqim	Avdiu	170265	107.87	82.55	Labour	PR	GLTRX00092214
2200-9822-PARK	Treasury Costs-Park Watε Shkelqim	Avdiu	170264	107.87	82.55	Labour	PR	GLTRX00092214
2200-9822-PARK	Treasury Costs-Park Watε Efrain	Santrich	170101	189.23	144.80	Labour	PR	GLTRX00092214
2200-9822-PARK	Treasury Costs-Park Watε Efrain	Santrich	170100	189.23	144.80	Labour	PR	GLTRX00092214
2200-9822-PARK	Treasury Costs-Park Watε Rami	Khadra	170006	215.50	164.91	Labour	PR	GLTRX00092214
2200-9822-PARK	Treasury Costs-Park Watε Michael	Mosindy	169419	195.19	149.36	Labour	PR	GLTRX00092214

2200-9822-PARK	Treasury Costs-Park Wat Michael		Mosindy		169418	195.19	149.36	Labour	PR	GLTRX00092214
2200-9822-PARK	Treasury Costs-Park Wat Victoria		Hernandez		169045	84.97	65.02	Labour	PR	GLTRX00092214
2200-9822-PARK	Treasury Costs-Park Wat Victoria		Hernandez		169044	84.97	65.02	Labour	PR	GLTRX00092214
2200-9822-PARK	Treasury Costs-Park Wat Tiffany		Hall		168936	135.55	103.73	Labour	PR	GLTRX00092213
2200-9822-PARK	Treasury Costs-Park Wat Tiffany		Hall		168935	135.55	103.73	Labour	PR	GLTRX00092213
2200-9822-PARK	Treasury Costs-Park Wat Vanessa		Blumer		168856	282.68	216.31	Labour	PR	GLTRX00092213
2200-9822-PARK	Treasury Costs-Park Wat Vanessa		Blumer		168855	265.03	202.81	Labour	PR	GLTRX00092213
2200-9822-PARK	Treasury Costs-Park Wat Vincent		Duff		168826	296.82	227.13	Labour	PR	GLTRX00092213
2200-9822-PARK	Treasury Costs-Park Wat Vincent		Duff		168825	296.82	227.13	Labour	PR	GLTRX00092213
2200-9822-PARK	Treasury Costs-Park Wat Shkelqim		Avdiu		168625	107.87	82.55	Labour	PR	GLTRX00092213
2200-9822-PARK	Treasury Costs-Park Wat Shkelqim		Avdiu		168624	107.87	82.55	Labour	PR	GLTRX00092213
2200-9822-PARK	Treasury Costs-Park Wat Efrain		Santrich		168460	189.23	144.80	Labour	PR	GLTRX00092213
2200-9822-PARK	Treasury Costs-Park Wat Efrain		Santrich		168459	189.23	144.80	Labour	PR	GLTRX00092213
2200-9822-PARK	Treasury Costs-Park Wat Rami		Khadra		168357	215.50	164.91	Labour	PR	GLTRX00092213
2200-9822-PARK	Treasury Costs-Park Wat Michael		Mosindy		167723	195.19	149.36	Labour	PR	GLTRX00092213
2200-9822-PARK	Treasury Costs-Park Wat Michael		Mosindy		167722	195.19	149.36	Labour	PR	GLTRX00092213
2200-9822-PARK	Treasury Costs-Park Wat Victoria		Hernandez		167362	67.97	52.01	Labour	PR	GLTRX00092213
2200-9822-PARK	Treasury Costs-Park Wat Victoria		Hernandez		167361	67.97	52.01	Labour	PR	GLTRX00092213
2200-9860-PARK	LABS Mgt Costs-Park Wa Kirsten		Olsen		175900	395.78	302.86	Labour	PR	GLTRX00092257
2200-9860-PARK	LABS Mgt Costs-Park Wa Kirsten		Olsen		170237	395.78	302.86	Labour	PR	GLTRX00092214
2200-9860-PARK	LABS Mgt Costs-Park Wa Kirsten		Olsen		170236	395.78	302.86	Labour	PR	GLTRX00092214
2200-9860-PARK	LABS Mgt Costs-Park Wa Kirsten		Olsen		168597	395.78	302.86	Labour	PR	GLTRX00092213
2200-9860-PARK	LABS Mgt Costs-Park Wa Kirsten		Olsen		168596	395.78	302.86	Labour	PR	GLTRX00092213
2200-TARIFFSHARK	TariffShark	Christopher	Eacrett		176018	190.81	146.01	Labour	PR	GLTRX00092257
2200-TARIFFSHARK	TariffShark	Alison	McGregor		175115	99.05	75.80	Labour	PR	GLTRX00092257
2200-TARIFFSHARK	TariffShark	Christopher	Eacrett		170391	190.81	146.01	Labour	PR	GLTRX00092214
2200-TARIFFSHARK	TariffShark	Christopher	Eacrett		170390	190.81	146.01	Labour	PR	GLTRX00092214
2200-TARIFFSHARK	TariffShark	Biju	Varghese		169271	318.93	244.05	Labour	PR	GLTRX00092214
2200-TARIFFSHARK	TariffShark	Alison	McGregor		169257	148.57	113.69	Labour	PR	GLTRX00092214
2200-TARIFFSHARK	TariffShark	Alison	McGregor		169256	148.57	113.69	Labour	PR	GLTRX00092214
2200-TARIFFSHARK	TariffShark	Christopher	Eacrett		168752	190.81	146.01	Labour	PR	GLTRX00092213
2200-TARIFFSHARK	TariffShark	Christopher	Eacrett		168751	190.81	146.01	Labour	PR	GLTRX00092213
2200-TARIFFSHARK	TariffShark	Biju	Varghese		167587	159.47	122.03	Labour	PR	GLTRX00092213
2200-TARIFFSHARK	TariffShark	Alison	McGregor		167572	346.67	265.28	Labour	PR	GLTRX00092213
2200-TARIFFSHARK	TariffShark	Alison	McGregor		167571	495.24	378.97	Labour	PR	GLTRX00092213
2200-9824-PARK	Inter Audit Costs-Park W Ayman		Vaniyambadi		170403	207.78	159.00	Labour	PR	GLTRX00092214
2200-9824-PARK	Inter Audit Costs-Park W Ayman		Vaniyambadi		170402	623.34	477.00	Labour	PR	GLTRX00092214
2200-9824-PARK	Inter Audit Costs-Park W Ayman		Vaniyambadi		168767	554.07	423.99	Labour	PR	GLTRX00092213
2200-9824-PARK	Inter Audit Costs-Park W Ayman		Vaniyambadi		168766	311.67	238.50	Labour	PR	GLTRX00092213
2200-9824-PARK	Inter Audit Costs-Park W Ayman		Vaniyambadi		168765	519.45	397.50	Labour	PR	GLTRX00092213
2200-9824-PARK	Inter Audit Costs-Park W Ayman		Vaniyambadi		168764	484.82	371.00	Labour	PR	GLTRX00092213
2200-9827-PARK	FPA Costs-Park Water	Munisali	Kapadia		175348	175.78	134.51	Labour	PR	GLTRX00092257
2200-9827-PARK	FPA Costs-Park Water	Munisali	Kapadia		175347	175.78	134.51	Labour	PR	GLTRX00092257
2200-9827-PARK	FPA Costs-Park Water	Munisali	Kapadia		169528	175.78	134.51	Labour	PR	GLTRX00092214
2200-9827-PARK	FPA Costs-Park Water	Dario	Neimarlija		168636	961.14	735.49	Labour	PR	GLTRX00092213
2200-9820-CBASIN	Finance Costs-Central Bz Lily		Liu		175572	90.30	69.10	Labour	PR	GLTRX00092257
2200-9820-CBASIN	Finance Costs-Central Bz Lily		Liu		169806	45.16	34.56	Labour	PR	GLTRX00092214
2200-9811-PARK	Payroll Costs-Park Water	2100HUSBLA	HUSCH BLACKWELL LLP	2826478	166528	712.51	545.23	Legal	PM	PROFESSIONAL SERVICES
2200-9811-PARK	Payroll Costs-Park Water	2100HUSBLA	HUSCH BLACKWELL LLP	2919824	166392	1,528.52	1,169.67	Legal	PM	PROFESSIONAL SERVICES
2200-9811-PARK	Payroll Costs-Park Water	2100HUSBLA	HUSCH BLACKWELL LLP	2793861	164542	2,301.73	1,761.35	Legal	PM	PROFESSIONAL SERVICES
2200-9860-PARK	LABS Mgt Costs-Park Water	2100GUALIF	GUARDIAN-387411D0	387411 D0OCT2020	161225	5,191.27	3,928.32	Medical Benefits - Active	PM	PMTRX00013706
2200-9860-PARK	LABS Mgt Costs-Park Water	2100GUALIF	GUARDIAN-387411D0	387411 D0 OCT2020	161224	4,027.80	3,047.90	Medical Benefits - Active	PM	PMTRX00013706
2200-9860-PARK	LABS Mgt Costs-Park Water	2100GUALIF	GUARDIAN-387411D0	387411 D0NOV2020	164537	1,375.01	1,052.20	Medical Benefits - Active	PM	NOV2020 DENTA CLAIMS
2200-9860-PARK	LABS Mgt Costs-Park Water	2100GUALIF	GUARDIAN-387411D0	387411 D0 NOV2020	164536	950.74	727.53	Medical Benefits - Active	PM	NOV2020 VSP CLAIMS
2200-9810-PARK	HR Costs-Park Water	2100STAINS	STANDARD INSURANCE 001636150003	DEC2020	164599	901.95	690.20	Medical Benefits -Retiree:	PM	POLICY#: 00 163615 0003
2200-9800-PARK	IT Costs -Park Water	2100ADVUTI	N. Harris Computer Cor	XT00168783	166339	8,232.84	6,300.00	Other	PM	SERVICES
2200-9811-PARK	Payroll Costs-Park Water	2100WAROFA	WARD O'FARRELL CON'S	4023	161453	87.08	65.89	Other	PM	STA LTA POLICY PROVISION

2200-9811-PARK	Payroll Costs-Park Water	2100ECORES	ECONOMIC RESEARCH I 544580 102720	161233	366.77	277.54	Other	PM	RENEWAL	
2200-9811-PARK	Payroll Costs-Park Water	2100COTGRO	CBIZ COTTONWOOD 10053475-B	166524	915.09	700.25	Other	PM	SERVICES	
2200-9811-PARK	Payroll Costs-Park Water	2100COTGRO	CBIZ COTTONWOOD 10053475-A	166523	542.32	415.00	Other	PM	SERVICES	
2200-9811-PARK	Payroll Costs-Park Water	2100COTGRO	CBIZ COTTONWOOD 10053473-B	166522	46.26	35.40	Other	PM	SERVICES	
2200-9811-PARK	Payroll Costs-Park Water	2100COTGRO	CBIZ COTTONWOOD 10053473-A	166521	6,115.82	4,680.00	Other	PM	SERVICES	
2200-9811-PARK	Payroll Costs-Park Water	2100CERCAN	CERIDIAN CANADA LTD. IN475044	166517	548.77	419.93	Other	PM	CUST#: 1278	
2200-9811-PARK	Payroll Costs-Park Water	2100COTGRO	CBIZ COTTONWOOD 10047327-B	166359	3,592.71	2,749.24	Other	PM	4/1/20-6/30/20	
2200-9811-PARK	Payroll Costs-Park Water	2100COTGRO	CBIZ COTTONWOOD 10047327-A	166358	542.32	415.00	Other	PM	4/1/20-6/30/20	
2200-9811-PARK	Payroll Costs-Park Water	2100COTGRO	CBIZ COTTONWOOD 10047325-B	166357	920.26	704.21	Other	PM	4/1/20-6/30/20	
2200-9811-PARK	Payroll Costs-Park Water	2100COTGRO	CBIZ COTTONWOOD 10047325-A	166356	6,115.82	4,680.00	Other	PM	4/1/20-6/30/20	
2200-9811-PARK	Payroll Costs-Park Water	2100COTGRO	CBIZ COTTONWOOD 10040670-B	166355	487.18	372.80	Other	PM	1/1/20-3/31/20	
2200-9811-PARK	Payroll Costs-Park Water	2100COTGRO	CBIZ COTTONWOOD 10040570-A	166354	542.32	415.00	Other	PM	1/1/20-3/31/20	
2200-9811-PARK	Payroll Costs-Park Water	2100COTGRO	CBIZ COTTONWOOD 10040568-B	166353	220.81	168.97	Other	PM	1/1/20-3/31/20	
2200-9811-PARK	Payroll Costs-Park Water	2100COTGRO	CBIZ COTTONWOOD 10040568-A	166352	6,115.82	4,680.00	Other	PM	1/1/2020-3/31/2020	
2200-9811-PARK	Payroll Costs-Park Water	2100GUALIF2	GUARDIAN-387411D1D 387411 D5 DE2020	166212	26.14	20.00	Other	PM	GROUP#: 00 387411 D5	
2200-9811-PARK	Payroll Costs-Park Water	2100GUALIF	GUARDIAN-387411D0 387411 D1 DEC2020	166211	9,785.45	7,488.10	Other	PM	GROUP#: 00 387411	
2200-9811-PARK	Payroll Costs-Park Water	2100GUALIF2	GUARDIAN-387411D1D 517171 D0 DEC2020	166210	1,966.94	1,505.16	Other	PM	GROUP#: 00 517171 D0	
2200-9811-PARK	Payroll Costs-Park Water	2100MERCER-CAD	MERCER 75797999	163943	307.12	235.02	Other	PM	PROFESSIONAL SERVICES	
2200-9811-PARK	Payroll Costs-Park Water	2100CERCAN	CERIDIAN CANADA LTD. IN462783	163923	194.26	148.65	Other	PM	SERVICE	
2200-9815-PARK	EH&S Costs-Park Water	2100JKKELL	J.J. Keller & Associates I 9105475881	178993	814.59	623.35	Other	PM	SERVICES	
2200-9815-PARK	EH&S Costs-Park Water	2100BUSHEA	BUSINESS HEALTH RESC 6298	178989	311.67	238.50	Other	PM	ERGO POWER INJUSY PREVEN	
2200-9815-PARK	EH&S Costs-Park Water	2100SMISYS	SMITH SYSTEM DRIVER 202012-25336	166412	245.03	187.50	Other	PM	DOG BITE SAFETY COURSE	
2200-9815-PARK	EH&S Costs-Park Water	2100DRALL	RIDGEWAY OCCUPATIO 5877/2020	164281	65.45	50.08	Other	PM	CONSULTATIVE SERVICES	
2200-9815-PARK	EH&S Costs-Park Water	2100DRALL	RIDGEWAY OCCUPATIO 5858/2020	164280	65.45	50.08	Other	PM	CONSULTATIOVE SERVICES	
2200-9820-PARK	Finance Costs-Park Water	2100ERNYOU	Ernst & Young LLP CA01C100303616	166514	19,548.21	14,958.84	Other	PM	PROFESSIONAL SERVICES	
2200-TARIFFSHARK	TariffShark	2100SISYSP	SI SYSTEMS PARTNERSH C631621	179009	395.00	302.27	Other	PM	SERVICES	
2200-9811-PARK	Payroll Costs-Park Water	2100FEDEX	FEDERAL EXPRESS CAN/ 2-452-04420.1	166203	66.17	50.64	Postage/Courier	PM	AC# 5599-0562-3	
2200-9811-PARK	Payroll Costs-Park Water	2100FEDEX	FEDERAL EXPRESS CAN/ 2-448-21884.1	163832	137.02	104.85	Postage/Courier	PM	AC# 5599-0562-3	
2200-9811-PARK	Payroll Costs-Park Water	2100FEDEX	FEDERAL EXPRESS CAN/ 2-450-12863.1	163834	66.66	51.01	Postage/Courier	PM	AC# 5599-0562-3	
2200-9820-PARK	Finance Costs-Park Water	2100FEDEX	FEDERAL EXPRESS CAN/ 2-452-04420.1	166203	48.54	37.14	Postage/Courier	PM	AC# 5599-0562-3	
2200-9815-PARK	EH&S Costs-Park Water	2100SAFSTA-US	SAFESTART-DIV ELECTR IN000003107	178996	226.57	173.38	Seminars & Courses	PM	SAFESTART EMPLOYEE LICENS	
2200-9815-PARK	EH&S Costs-Park Water	2100SMISYS	SMITH SYSTEM DRIVER 202012-25221	164325	226.40	173.25	Seminars & Courses	PM	SERVICE	
2200-9811-PARK	Payroll Costs-Park Water	2100KPMG	KPMG, LLP 8003272407	166234	963.00	736.91	Tax Services	PM	PROFESSIONAL SERVICES	
2200-9811-PARK	Payroll Costs-Park Water	2100KPMG	KPMG, LLP 8003227739	166233	2,247.00	1,719.47	Tax Services	PM	PROFESSIONAL SERVICES	
					368,250.58					

Row Labels	Sum of USD Amount
2200-9800-PARK	1,696.20 ✓
Labour	1,696.20 ✓
2200-9811-PARK	1,128.85 ✓
Labour	1,128.85 ✓
2200-9812-PARK	2,197.46 ✓
Labour	2,197.46 ✓
2200-9815-PARK	2,033.70 ✓
Labour	2,033.70 ✓
2200-9817-PARK	1,994.98 ✓
Labour	1,994.98 ✓
2200-9820-CBASIN	103.66 ✓
Labour	103.66 ✓
2200-9820-PARK	7,284.48 ✓
Labour	7,284.48 ✓
2200-9822-PARK	5,504.56 ✓
Labour	5,504.56 ✓
2200-9824-PARK	2,066.98 ✓
Labour	2,066.98 ✓
2200-9827-PARK	1,139.03 ✓

Row Labels	Sum of USD Amount
2200-9800-CBASIN	2,256.57 ✓
Computer Supplies	2,256.57 ✓
2100SOFTCH	2,256.57 ✓
90060062	2,256.57
2200-9800-DHR	83,770.58 ✓
Computer Supplies	83,770.58 ✓
(blank)	83,770.58 ✓
(blank)	83,770.58 JE 174674 LABS IT ACCRUAL
2200-9800-PARK	50,049.92 ✓
Communications	34,081.03 ✓
2100CENLINK	34,081.03 ✓
130627904	930.68
140876492	1,178.16
150757872	1,021.30
160621405	1,059.30
161281924	272.74
170596808	1,109.97
171014126	12,341.45
171015651	271.95

Labour	1,139.03	✓
2200-9860-PARK	1,514.31	✓
Labour	1,514.31	✓
2200-TARIFFSHARK	2,270.97	✓
Labour	2,270.97	
Grand Total	28,935.18	

171024494	22.15	
171025032	529.97	
171298193	272.74	
180607735	937.31	
180973957	12,181.49	
180975955	271.45	
180985287	19.01	
180985429	529.97	
1483969432	5.69	
1485856010	17.48	
1487698212	17.76	
1489527146	105.44	
1491397887	542.20	
1493184757	442.82	
Computer Software	8,744.61	✓
2100SAPCAN	8,744.61	✓
6009078512	8,744.61	
Data Centre Expense	924.28	
2100DATGAR-US	924.28	✓
B1-2091091	464.40	✓
B1-2099644	459.88	
Other	6,300.00	✓
2100ADVUTI	6,300.00	✓
XT00168783	6,300.00	
2200-9810-PARK	690.20	
Medical Benefits -Retirees	690.20	✓
2100STAINS	690.20	✓
001636150003 DEC2020	690.20	
2200-9811-PARK	36,315.29	
Legal	3,476.25	
2100HUSBLA	3,476.25	✓
2793861	1,761.35	✓
2826478	545.23	
2919824	1,169.67	
Other	30,176.16	
2100CERCAN	568.59	✓
IN462783	148.65	✓
IN475044	419.93	
2100COTGRO	20,015.86	✓
10040568-A	4,680.00	✓
10040568-B	168.97	
10040570-A	415.00	
10040670-B	372.80	
10047325-A	4,680.00	
10047325-B	704.21	
10047327-A	415.00	
10047327-B	2,749.24	
10053473-A	4,680.00	
10053473-B	35.40	
10053475-A	415.00	
10053475-B	700.25	
2100ECORES	277.54	✓
544580 102720	277.54	✓
2100GUALIF	7,488.10	✓
387411 D1 DEC2020	7,488.10	✓
2100GUALIF2	1,525.16	✓
387411 D5 DE2020	20.00	✓

Total Pivots
368,250.58

Missing invoices

517171 D0 DEC2020	1,505.16	✓
2100MERCER-CAD	235.02	
75797999	235.02	✓
2100WAROFA	65.89	✓
4023	65.89	
Postage/Courier	206.50	
2100FEDEX	206.50	✓
2-448-21884.1	104.85	
2-450-12863.1	51.01	✓
2-452-04420.1	50.64	✓
Tax Services	2,456.38	
2100KPMG	2,456.38	
8003227739	1,719.47	
8003272407	736.91	
2200-9812-PARK	608.99	
Computer Software	608.99	✓
2100ORACAN	608.99	✓
1265549	608.99	
2200-9815-PARK	2,202.98	
Computer Software	330.05	✓
2100GENSOF	330.05	✓
GS-1172-20201124-01	330.05	
Donations/Contributions	376.78	✓
2100SOMGAR	376.78	
EXP20201219	376.78	
Other	1,149.52	✓
2100BUSHEA	238.50	✓
6298	238.50	
2100DRALL	100.17	
5858/2020	50.08	
5877/2020	50.08	
2100JKELL	623.35	
9105475881	623.35	
2100SMISYS	187.50	
202012-25336	187.50	
Seminars & Courses	346.63	✓
2100SAFSTA-US	173.38	
IN000003107	173.38	
2100SMISYS	173.25	
202012-25221	173.25	
2200-9820-PARK	65,569.66	
Accounting/Audit Services	50,573.68	✓
2100ERNYOU	29,917.68	✓
CA01C100293732	14,958.84	
CA01C100299827	14,958.84	
2100KPM LLP-US	20,656.00	
8003230740	20,656.00	
Other	14,958.84	✓
2100ERNYOU	14,958.84	
CA01C100303616	14,958.84	
Postage/Courier	37.14	✓
2100FEDEX	37.14	✓
2-452-04420.1	37.14	
2200-9821-PARK	822.46	
Insurance	822.46	✓
2100AONREED	822.46	
3450000472326.1	822.46	



POSTED
12/22/2020

Invoice # 90060062
Invoice Date 12-Nov-2020
Due Date 12-Dec-2020

2100SOFTCH

Thank You for choosing Softchoice!
Please note that due date for payment of this invoice is 12-Dec-2020.

Bill To: 7000100908
Liberty Utilities (Canada) Corp
354 DAVIS ROAD
OAKVILLE ON L6J 2X2
Attention:

Payer: 7000100908
Liberty Utilities (Canada) Corp
354 DAVIS ROAD
OAKVILLE ON L6J 2X2
Attention:

Ship To: 7000100908
Liberty Utilities (Canada) Corp
354 DAVIS ROAD
OAKVILLE ON L6J 2X2
Attention: Gurkirpal Gill

Milkias Kidane
Milkias Kidane (Dec 17, 2020 10:35 EST)

Shaival Hora
Shaival Hora (Dec 17, 2020 13:02 EST)

Order Date 28-Oct-20 Order # 10050612 Terms NET 30 DAYS Purchase Order P00003611 PO Ref.:

SC #	Mfg SKU #	Description	Qty Shipped	Unit Price	Extended Price
2000163307	A-FLEX	COLLABORATION FLEX PLAN	1	\$0.00	\$0.00
2000078414	A-SPK-CS-TA-ICB	Cisco Spark Global Call Me - License - hosted	1	\$0.00	\$0.00
2000590457	A-FLEX-MC-ENT	Cisco Collaboration Flex Plan Meetings E	70	\$0.00	\$0.00
2000548485	A-FLEX-FILESTG-ENT	Cisco Collaboration Flex Plan File Stora	1,400	\$0.00	\$0.00
2000548486	A-FLEX-MSG-ENT	Cisco Collaboration Flex Plan Messaging	70	\$0.00	\$0.00
2000322368	SVS-SPK-SUPT-BAS	BASIC SUPPORT FOR CISCO SPARK	1	\$0.00	\$0.00
2000590458	A-FLEX-WX-STG	Cisco Collaboration Flex Plan Webex Incl	10	\$0.00	\$0.00
2000328371	A-FLEX-NU-CONT-MGT	NU CONTENT MANAGEMENT (1)	70	\$14.66	\$1,026.20
2000167268	A-SPK-CS-TA-ITF	Cisco Spark Global Toll Free - License - hosted	1	\$0.00	\$0.00
2000007542	A-SPK-VOIP	INCLUDED VOIP	1	\$0.00	\$0.00
2000197246	A-FLEX-NU-BCCB	Cisco Collaboration Flex Plan Meetings Bridge Country Call Back Audio - License - 1 named user - hosted	70	\$39.01	\$2,730.70



Invoice # 90060062
 Invoice Date 12-Nov-2020
 Due Date 12-Dec-2020

2000019321	A-SPK-CS-TA-BCTF	Cisco Spark Bridge Country Toll Free Call-in - License - hosted - volume - 1-225 licenses	1	\$0.00	\$0.00
2000548487	A-FLEX-EDGAUD-USER	Cisco WebEx Edge Audio - License - hosted	70	\$0.00	\$0.00
2000019549	A-FLEX-NUCM-MC	Cisco Collaboration Flex Plan Meetings - Term License - 1000 attendees, 10 GB per site NBR, 20 GB per user Webex Teams File Storage - hosted	70	\$314.94	\$22,045.80
				Sub-total	\$25,802.70
				HST	\$3,354.35
				TOTAL	CAD \$29,157.05

GST / HST Registration No 837142579 RT0001

Remittance Information:

By Electronic Fund Transfer:

Bank Name: BANK OF MONTREAL
 Institution Number/Bank Code: 0001
 Branch/Transit Number: 00022
 Account Number: 1521067
 Swift Code: BOFMCAM2

By Cheque:

Softchoice LP
 57102
 Postal Station A
 Toronto, ON
 M5W 5M5

Invoice/Account Inquiries:

Shaina Visheshi
 E: Shaina.Visheshi@softchoice.com
 P: (888) 549-7638 x223024

Payment Advice Only:

E: Treasury@softchoice.com



Invoice # 90060062
Invoice Date 12-Nov-2020
Due Date 12-Dec-2020

FWO	Expense
2200-9800-APCO	\$1,105.83
2200-9800-AVR	\$2,948.88
2200-9800-CALPECO	\$7,740.81
2200-9800-CBASIN	\$2,948.88
2200-9800-EMPIRE	\$9,215.25
2200-9800-MIDSTAT	\$1,843.05
Total	\$25,802.70
2-7125-0000-0000	

2948.88 CAD
2256.57 USD

FX Rate
1.3068

Comments or Suggestions? We'd love to hear from you! [Take our Survey.](#)

Please note in some areas tax exemptions apply to Software Licenses, Manuals, Books and/or Software Maintenance.

All returns are subject to authorization approval. Please visit our website at softchoice.com/returns for our Full Return Policy and to access

Should you require additional information please contact us as we would be more than happy to fill your request. Our Sales department can be reached at (800) 268-7638, sales@softchoice.com, or via our website at www.softchoice.com

This invoice and the transaction(s) to which it pertains are governed by Softchoice's online terms of sale, unless a separate purchase agreement was signed by both your company and Softchoice, in which case, that separate agreement will govern. Softchoice's terms of sale can be found at: <https://m.softchoice.com/files/pdf/terms/TermsAndConditionsForProductPurchases.pdf>



PO Box 4918, Monroe, LA 71211-4918

LIBERTY UTILITIES CANADA CORP
354 DAVIS ROAD
OAKVILLE ON L6J0C5
CANADA

POSTED
12/22/2020

Invoice

Billing Account Number **90123038**
Invoice Number 130627904
Payment Due August 07, 2020
Invoice Date July 08, 2020

2100CENLINK

How to reach CenturyLink:
1-800-860-1020
care.inquiry@centurylink.com

Invoice of CenturyLink Communications, LLC.

Manage Services Your Way via Control

Center

Register for paperless billing, view and pay your invoice, manage repair tickets, check order status and much more.

Bill-At-A-Glance

Previous Statement Balance	20,646.42
Payments	0.00
Credits/Adjustments	0.00
Amount Past Due	20,646.42

Current Charges 16,983.70

Total Amount Due USD 37,630.12

Thank you for choosing CenturyLink for your telecommunication needs. Should you have any questions about your invoice, contact our Billing Department at 1-800-860-1020. CenturyLink is committed to delivering a superior service experience and we look forward to doing business with you.

Ed Mohacsy, Director, IT Infrastructure
Ed Mohacsy, Director, IT Infrastructure (Dec 21, 2020 17:53 EST)

News You Can Use

Welcome to your new invoice

We've made some exciting changes that will help you better manage your services with us. See the last pages of your invoice for more information about how and where your account details are presented in the new format. If you have any questions, please dial the number at the top of your invoice to contact the Customer Care team. At CenturyLink, we're dedicated to helping you transform the future of your digital business. We have a relentless commitment to improving your experience with us and appreciate that you chose us.



Remittance - We appreciate your business!

Name LIBERTY UTILITIES CANADA CORP
Billing Account Number 90123038
Invoice Number 130627904
Payment Due **August 07, 2020**

Total Amount Due USD 37,630.12

Pay your bill online at: www.centurylink.com/business/login

CenturyLink
PO Box 52187
Phoenix, AZ 85072-2187

Amount Enclosed:

- Detach and enclose this portion with your payment
- Make check payable to CenturyLink
- Write the invoice number on the check
- Mail check to address noted in this Remittance section

013062790409012303861111000169837000037630124

FWO	Cost Code	Expense
2200-9800-WATER	6-7200-0000-0000	\$1,248.70
2200-9800-CALPECO	6-7200-0000-0000	\$1,069.39
2200-9800-GRANITS	6-7200-0000-0000	\$851.25
2200-9800-ENORTH	6-7200-0000-0000	\$1,820.38
2200-9800-MIDGAS	6-7200-0000-0000	\$1,165.90
2200-9800-MIDWAT	6-7200-0000-0000	\$64.54
2200-9800-ARKAN	6-7200-0000-0000	\$272.80
2200-9800-WOODSON	6-7200-0000-0000	\$7.70
2200-9800-GEORG	6-7200-0000-0000	\$939.95
2200-9800-NEG	6-7200-0000-0000	\$1,034.57
2200-9800-WHWATER	6-7200-0000-0000	\$46.43
2200-9800-WHSEWER	6-7200-0000-0000	\$35.16
2200-9800-PARK	6-7200-0000-0000	\$930.68
2200-9800-EMPIRE	6-7200-0000-0000	\$6,742.21
2200-9800-GNB	6-7200-0000-0000	\$368.90
2200-9800-SLG	6-7200-0000-0000	\$385.15
Total		\$16,983.70



PO Box 4918, Monroe, LA 71211-4918

POSTED
12/22/2020

LIBERTY UTILITIES CANADA CORP
354 DAVIS ROAD
OAKVILLE ON L6J0C5
CANADA

Invoice

Billing Account Number	90123038
Invoice Number	140876492
Payment Due	September 07, 2020
Invoice Date	August 08, 2020

2100CENLINK

How to reach CenturyLink:
1-800-860-1020
care.inquiry@centurylink.com

Invoice of CenturyLink Communications, LLC.

Manage Services Your Way via Control

Center

Register for paperless billing, view and pay your invoice, manage repair tickets, check order status and much more.

Bill-At-A-Glance

Previous Statement Balance	37,630.12
Payments	0.00
Credits/Adjustments	(18,189.40)
Amount Past Due	19,440.72

Current Charges 21,499.89

Total Amount Due USD 40,940.61

*Your invoice reflects an amount past due. If you have not already done so, please pay **total amount due** in accordance with your payment terms.*

Ed Mohacsy, Director, IT Infrastructure
Ed Mohacsy, Director, IT Infrastructure (Dec 21, 2020 17:53 EST)

News You Can Use

Welcome to your new invoice

We've made some exciting changes that will help you better manage your services with us. See the last pages of your invoice for more information about how and where your account details are presented in the new format. If you have any questions, please dial the number at the top of your invoice to contact the Customer Care team. At CenturyLink, we're dedicated to helping you transform the future of your digital business. We have a relentless commitment to improving your experience with us and appreciate that you chose us.



Remittance - We appreciate your business!

Name	LIBERTY UTILITIES CANADA CORP		
Billing Account Number	90123038		
Invoice Number	140876492		
Payment Due	September 07, 2020		

Total Amount Due USD 40,940.61

Pay your bill online at: www.centurylink.com/business/login

CenturyLink
PO Box 52187
Phoenix, AZ 85072-2187

Amount Enclosed:

--	--	--	--	--	--	--	--	--	--	--	--	--

- Detach and enclose this portion with your payment
- Make check payable to CenturyLink
- Write the invoice number on the check
- Mail check to address noted in this Remittance section

014087649209012303861111000214998900040940610

FWO	Cost Code	Expense
2200-9800-WATER	6-7200-0000-0000	\$1,580.74
2200-9800-CALPECO	6-7200-0000-0000	\$1,353.75
2200-9800-GRANITS	6-7200-0000-0000	\$1,077.60
2200-9800-ENORTH	6-7200-0000-0000	\$2,304.44
2200-9800-MIDGAS	6-7200-0000-0000	\$1,475.92
2200-9800-MIDWAT	6-7200-0000-0000	\$81.70
2200-9800-ARKAN	6-7200-0000-0000	\$345.35
2200-9800-WOODSON	6-7200-0000-0000	\$9.75
2200-9800-GEORG	6-7200-0000-0000	\$1,189.89
2200-9800-NEG	6-7200-0000-0000	\$1,309.68
2200-9800-WHWATER	6-7200-0000-0000	\$58.77
2200-9800-WHSEWER	6-7200-0000-0000	\$44.51
2200-9800-PARK	6-7200-0000-0000	\$1,178.16
2200-9800-EMPIRE	6-7200-0000-0000	\$8,535.05
2200-9800-GNB	6-7200-0000-0000	\$467.00
2200-9800-SLG	6-7200-0000-0000	\$487.57
Total		\$21,499.89



PO Box 4918, Monroe, LA 71211-4918

LIBERTY UTILITIES CANADA CORP
354 DAVIS ROAD
OAKVILLE ON L6J0C5
CANADA

POSTED
12/22/2020

Invoice

Billing Account Number **90123038**
Invoice Number 150757872
Payment Due October 08, 2020
Invoice Date September 08, 2020

2100CENLINK

How to reach CenturyLink:
1-800-860-1020
care.inquiry@centurylink.com

Invoice of CenturyLink Communications, LLC.

Manage Services Your Way via Control

Center

Register for paperless billing, view and pay your invoice, manage repair tickets, check order status and much more.

Bill-At-A-Glance

Previous Statement Balance	40,940.61
Payments	0.00
Credits/Adjustments	0.00
Amount Past Due	40,940.61

Current Charges 18,637.31

Total Amount Due USD 59,577.92

*Your invoice reflects an amount past due. If you have not already done so, please pay **total amount due** in accordance with your payment terms.*

Ed Mohacsy, Director, IT Infrastructure
Ed Mohacsy, Director, IT Infrastructure (Dec 21, 2020 17:33 EST)

News You Can Use

Welcome to your new invoice

If you have any questions, please dial the number at the top of your invoice to contact the Customer Care team. At CenturyLink, we're dedicated to helping you transform the future of your digital business. We have a relentless commitment to improving your experience with us and appreciate that you chose us.



Remittance - We appreciate your business!

Name LIBERTY UTILITIES CANADA CORP
Billing Account Number 90123038
Invoice Number 150757872
Payment Due **October 08, 2020**

Total Amount Due USD 59,577.92

Pay your bill online at: www.centurylink.com/business/login

CenturyLink
PO Box 52187
Phoenix, AZ 85072-2187

Amount Enclosed:

Grid for amount enclosed: 10 columns, 1 row

- Detach and enclose this portion with your payment
- Make check payable to CenturyLink
- Write the invoice number on the check
- Mail check to address noted in this Remittance section

015075787209012303861111000186373100059577928

FWO	Cost Code	Expense
2200-9800-WATER	6-7200-0000-0000	\$1,370.28
2200-9800-CALPECO	6-7200-0000-0000	\$1,173.51
2200-9800-GRANITS	6-7200-0000-0000	\$934.13
2200-9800-ENORTH	6-7200-0000-0000	\$1,997.62
2200-9800-MIDGAS	6-7200-0000-0000	\$1,279.41
2200-9800-MIDWAT	6-7200-0000-0000	\$70.82
2200-9800-ARKAN	6-7200-0000-0000	\$299.36
2200-9800-WOODSON	6-7200-0000-0000	\$8.45
2200-9800-GEORG	6-7200-0000-0000	\$1,031.46
2200-9800-NEG	6-7200-0000-0000	\$1,135.31
2200-9800-WHWATER	6-7200-0000-0000	\$50.95
2200-9800-WHSEWER	6-7200-0000-0000	\$38.59
2200-9800-PARK	6-7200-0000-0000	\$1,021.30
2200-9800-EMPIRE	6-7200-0000-0000	\$7,398.66
2200-9800-GNB	6-7200-0000-0000	\$404.82
2200-9800-SLG	6-7200-0000-0000	\$422.65
Total		\$18,637.31



PO Box 4918, Monroe, LA 71211-4918

POSTED
12/22/2020

LIBERTY UTILITIES CANADA CORP
354 DAVIS ROAD
OAKVILLE ON L6J0C5
CANADA

Invoice

Page 1 of 4

Billing Account Number	90123038
Invoice Number	160621405
Payment Due	November 07, 2020
Invoice Date	October 08, 2020

2100CENLINK

How to reach CenturyLink:
1-800-860-1020
care.inquiry@centurylink.com

Invoice of CenturyLink Communications, LLC.

Manage Services Your Way via Control

Center

Register for paperless billing, view and pay your invoice, manage repair tickets, check order status and much more.

Bill-At-A-Glance

Previous Statement Balance	59,577.92
Payments	0.00
Credits/Adjustments	0.00
Amount Past Due	59,577.92

Current Charges 19,330.78

Total Amount Due	USD	78,908.70
-------------------------	------------	------------------

*Your invoice reflects an amount past due. If you have not already done so, please pay **total amount due** in accordance with your payment terms.*

Ed Mohacsy, Director, IT Infrastructure
Ed Mohacsy, Director, IT Infrastructure (Dec 21, 2020 17:53 EST)

News You Can Use

Welcome to your new invoice

If you have any questions, please dial the number at the top of your invoice to contact the Customer Care team. At CenturyLink, we're dedicated to helping you transform the future of your digital business. We have a relentless commitment to improving your experience with us and appreciate that you chose us.



Remittance - We appreciate your business!

Name	LIBERTY UTILITIES CANADA CORP
Billing Account Number	90123038
Invoice Number	160621405
Payment Due	November 07, 2020

Total Amount Due	USD	78,908.70
-------------------------	------------	------------------

Pay your bill online at: www.centurylink.com/business/login

CenturyLink
PO Box 52187
Phoenix, AZ 85072-2187

Amount Enclosed:

--	--	--	--	--	--	--	--	--	--	--

- Detach and enclose this portion with your payment
- Make check payable to CenturyLink
- Write the invoice number on the check
- Mail check to address noted in this Remittance section

016062140509012303861111000193307800078908700

FWO	Cost Code	Expense
2200-9800-WATER	6-7200-0000-0000	\$1,421.26
2200-9800-CALPECO	6-7200-0000-0000	\$1,217.17
2200-9800-GRANITS	6-7200-0000-0000	\$968.89
2200-9800-ENORTH	6-7200-0000-0000	\$2,071.95
2200-9800-MIDGAS	6-7200-0000-0000	\$1,327.02
2200-9800-MIDWAT	6-7200-0000-0000	\$73.46
2200-9800-ARKAN	6-7200-0000-0000	\$310.50
2200-9800-WOODSON	6-7200-0000-0000	\$8.76
2200-9800-GEORG	6-7200-0000-0000	\$1,069.84
2200-9800-NEG	6-7200-0000-0000	\$1,177.55
2200-9800-WHWATER	6-7200-0000-0000	\$52.84
2200-9800-WHSEWER	6-7200-0000-0000	\$40.02
2200-9800-PARK	6-7200-0000-0000	\$1,059.30
2200-9800-EMPIRE	6-7200-0000-0000	\$7,673.96
2200-9800-GNB	6-7200-0000-0000	\$419.88
2200-9800-SLG	6-7200-0000-0000	\$438.38
Total		\$19,330.78



PO Box 4918, Monroe, LA 71211-4918

POSTED
12/08/2020

Invoice

Billing Account Number	89243479
Invoice Number	161281924
Payment Due	November 19, 2020
Invoice Date	October 20, 2020

ATTN: GURKIRPAL GILL
LIBERTY UTILITIES CANADA ORP
354 DAVIS RD
OAKVILLE ON L6J2X1
CANADA

2100CENLINK

How to reach CenturyLink:
1-800-860-1020
care.inquiry@centurylink.com

Invoice of CenturyLink Communications, LLC.

Entity	Expense
2200-9800-Water	\$357.69
2200-9800-Calpeco	\$315.14
2200-9800-Granite	\$250.91
2200-9800-Enorth	\$508.63
2200-9800-MIDGAS	\$345.57
2200-9800-MidWat	\$14.49
2200-9800-Arkan	\$80.57
2200-9800-Woodson	\$2.27
2200-9800-Georg	\$275.09
2200-9800-NEG	\$311.25
2200-9800-WHWATER	\$9.84
2200-9800-WHSewer	\$10.21
2200-9800-Park	\$272.74
2200-9800-Empire	\$2,086.21
2100-9800-LABUS	\$992
Total	\$5,832.96

Bill-At-A-Glance

Previous Statement Balance	17,564.95
Payment Received - Thank You!	(5,934.38)
Credits/Adjustments	(7.10)
Amount Past Due	11,623.47

Current Charges 5,832.96

Total Amount Due USD 17,456.43

Your invoice reflects an amount past due. If you have not already done so, please pay **total amount due** in accordance with your payment terms.

APPROVED
ED MOHACSY

Director, IT Infrastructure

Date: Nov 30/20

Signature:

News You Can Use

Welcome to your new invoice

If you have any questions, please dial the number at the top of your invoice to contact the Customer Care team. At CenturyLink, we're dedicated to helping you transform the future of your digital business. We have a relentless commitment to improving your experience with us and appreciate that you chose us.



Remittance - We appreciate your business!

Name	LIBERTY UTILITIES CANADA ORP
Billing Account Number	89243479
Invoice Number	161281924
Payment Due	November 19, 2020

Total Amount Due USD 17,456.43

Pay your bill online at: www.centurylink.com/business/login

CenturyLink
PO Box 52187
Phoenix, AZ 85072-2187

Amount Enclosed:

--	--	--	--	--	--	--	--	--	--

- Detach and enclose this portion with your payment
- Make check payable to CenturyLink
- Write the invoice number on the check
- Mail check to address noted in this Remittance section

016128192408924347921111000058258600017456430



PO Box 4918, Monroe, LA 71211-4918

LIBERTY UTILITIES CANADA CORP
354 DAVIS ROAD
OAKVILLE ON L6J0C5
CANADA

POSTED
12/22/2020

Invoice

Billing Account Number **90123038**
Invoice Number 170596808
Payment Due December 08, 2020
Invoice Date November 08, 2020

Ed Mohacsy, Director, IT Infrastructure
Ed Mohacsy, Director, IT Infrastructure (Dec 21, 2020 17:33 EST)

How to reach CenturyLink:
1-800-860-1020
care.inquiry@centurylink.com

2100CENLINK

Invoice of CenturyLink Communications, LLC.

Manage Services Your Way via Control

Center

Register for paperless billing, view and pay your invoice, manage repair tickets, check order status and much more.

Bill-At-A-Glance

Previous Statement Balance	78,908.70
Payments	0.00
Credits/Adjustments	0.00
Amount Past Due	78,908.70

Current Charges 20,255.53

Total Amount Due USD 99,164.23

*Your invoice reflects an amount past due. If you have not already done so, please pay **total amount due** in accordance with your payment terms.*

News You Can Use

Welcome to your new invoice

If you have any questions, please dial the number at the top of your invoice to contact the Customer Care team. At CenturyLink, we're dedicated to helping you transform the future of your digital business. We have a relentless commitment to improving your experience with us and appreciate that you chose us.



Remittance - We appreciate your business!

Name LIBERTY UTILITIES CANADA CORP
Billing Account Number 90123038
Invoice Number 170596808
Payment Due **December 08, 2020**

Total Amount Due USD 99,164.23

Pay your bill online at: www.centurylink.com/business/login

CenturyLink
PO Box 52187
Phoenix, AZ 85072-2187

Amount Enclosed:

Grid for amount enclosed: 10 columns, 1 row

- Detach and enclose this portion with your payment
- Make check payable to CenturyLink
- Write the invoice number on the check
- Mail check to address noted in this Remittance section

017059680809012303861111000202555300099164233

FWO	Cost Code	Expense
2200-9800-WATER	6-7200-0000-0000	\$1,489.25
2200-9800-CALPECO	6-7200-0000-0000	\$1,275.40
2200-9800-GRANITS	6-7200-0000-0000	\$1,015.23
2200-9800-ENORTH	6-7200-0000-0000	\$2,171.07
2200-9800-MIDGAS	6-7200-0000-0000	\$1,390.50
2200-9800-MIDWAT	6-7200-0000-0000	\$76.97
2200-9800-ARKAN	6-7200-0000-0000	\$325.36
2200-9800-WOODSON	6-7200-0000-0000	\$9.18
2200-9800-GEORG	6-7200-0000-0000	\$1,121.02
2200-9800-NEG	6-7200-0000-0000	\$1,233.88
2200-9800-WHWATER	6-7200-0000-0000	\$55.37
2200-9800-WHSEWER	6-7200-0000-0000	\$41.94
2200-9800-PARK	6-7200-0000-0000	\$1,109.97
2200-9800-EMPIRE	6-7200-0000-0000	\$8,041.06
2200-9800-GNB	6-7200-0000-0000	\$439.97
2200-9800-SLG	6-7200-0000-0000	\$459.35
Total		\$20,255.53



PO Box 4918, Monroe, LA 71211-4918

POSTED
12/08/2020

Invoice

Page 1 of 9

Billing Account Number	87970334
Invoice Number	171014126
Payment Due	December 16, 2020
Invoice Date	November 16, 2020

ATTN: GURKIRPAL GILL
LIBERTY UTILITIES CANADA CORP
354 DAVIS RD
OAKVILLE ON L6J2X1
CANADA

APPROVED
ED MOHACSY
Director, IT Infrastructure
Date: Nov 30/20
Signature: *[Handwritten Signature]*

2100CENLINK

How to reach CenturyLink:
1-800-860-1020
care.inquiry@centurylink.com

Invoice of CenturyLink Communications, LLC.

Manage Services Your Way via Control Center
Register for paperless billing, view and pay your invoice, manage repair tickets, check order status and much more.

Bill-At-A-Glance

Previous Statement Balance	12,070.49
Payment Received - Thank You!	(12,070.49)
Credits/Adjustments	(512.61)
Credit Balance	(512.61)

Current Charges 12,854.06

Total Amount Due USD 12,341.45

2200-9800-Park

6-7200-0000-0000

News You Can Use

Welcome to your new invoice

If you have any questions, please dial the number at the top of your invoice to contact the Customer Care team. At CenturyLink, we're dedicated to helping you transform the future of your digital business. We have a relentless commitment to improving your experience with us and appreciate that you chose us.



Remittance - We appreciate your business!

Name	LIBERTY UTILITIES CANADA CORP
Billing Account Number	87970334
Invoice Number	171014126
Payment Due	December 16, 2020

Total Amount Due USD 12,341.45

Pay your bill online at: www.centurylink.com/business/login

CenturyLink
PO Box 52187
Phoenix, AZ 85072-2187

Amount Enclosed:

Grid for amount enclosed: 10 columns, 1 row

- Detach and enclose this portion with your payment
- Make check payable to CenturyLink
- Write the invoice number on the check
- Mail check to address noted in this Remittance section

017101412608797033421111000123414500012341456



PO Box 4918, Monroe, LA 71211-4918

POSTED
12/08/2020

Invoice

Billing Account Number	86091954
Invoice Number	171015651
Payment Due	December 16, 2020
Invoice Date	November 16, 2020

ATTN: GURKIRPAL GILL
LIBERTY UTILITIES
354 DAVIS ROAD
OAKVILLE ON L6J2X1
CANADA

2100CENLINK

How to reach CenturyLink:
1-800-860-1020
care.inquiry@centurylink.com

Invoice of CenturyLink Communications, LLC.

Entity	Expense
2200-9800-Water	\$356.66
2200-9800-Calpeco	\$314.23
2200-9800-Granite	\$250.18
2200-9800-Enorth	\$507.16
2200-9800-MIDGAS	\$344.57
2200-9800-MidWat	\$14.45
2200-9800-Arkan	\$80.34
2200-9800-Woodson	\$2.26
2200-9800-Georg	\$274.30
2200-9800-NEG	\$310.35
2200-9800-WHWATER	\$9.81
2200-9800-WHSewer	\$10.18
2200-9800-Park	\$271.95
2200-9800-Empire	\$1,986.06
Total	\$4,732.49

Bill-At-A-Glance

Previous Statement Balance	4,733.80
Payment Received - Thank You!	(4,733.80)
Credits/Adjustments	0.00
Balance	0.00
Current Charges	4,732.49
Total Amount Due	USD 4,732.49

APPROVED
ED MOHACSY
Director, IT Infrastructure
Date: Nov 30/20
Signature: *[Handwritten Signature]*

News You Can Use

Welcome to your new invoice

If you have any questions, please dial the number at the top of your invoice to contact the Customer Care team. At CenturyLink, we're dedicated to helping you transform the future of your digital business. We have a relentless commitment to improving your experience with us and appreciate that you chose us.



Remittance - We appreciate your business!

Name	LIBERTY UTILITIES
Billing Account Number	86091954
Invoice Number	171015651
Payment Due	December 16, 2020

Total Amount Due USD 4,732.49

Pay your bill online at: www.centurylink.com/business/login

CenturyLink
PO Box 52187
Phoenix, AZ 85072-2187

Amount Enclosed:

--	--	--	--	--	--	--	--	--	--

- Detach and enclose this portion with your payment
- Make check payable to CenturyLink
- Write the invoice number on the check
- Mail check to address noted in this Remittance section

017101565108609195401111000047324900004732490



PO Box 4918, Monroe, LA 71211-4918

POSTED
12/08/2020

Invoice

Billing Account Number	86969864
Invoice Number	171024494
Payment Due	December 16, 2020
Invoice Date	November 16, 2020

ATTN: GURKIRPAL GILL
LIBERTY UTILITIES CANADA CORP
354 DAVIS RD
OAKVILLE ON L6J2X1
CANADA

2100CENLINK

How to reach CenturyLink:
1-800-860-1020
care.inquiry@centurylink.com

Invoice of CenturyLink Communications, LLC.

Entity	Expense
2200-9800-Water	\$29.05
2200-9800-Calpeco	\$25.60
2200-9800-Granite	\$20.38
2200-9800-Enorth	\$41.31
2200-9800-MIDGAS	\$28.07
2200-9800-MidWat	\$1.18
2200-9800-Arkan	\$6.54
2200-9800-Woodson	\$0.18
2200-9800-Georg	\$22.34
2200-9800-NEG	\$25.28
2200-9800-WHWATER	\$0.80
2200-9800-WHSewer	\$0.83
2200-9800-Park	\$22.15
2200-9800-Empire	\$161.88
Total	\$385.60

Bill-At-A-Glance

Previous Statement Balance	296.53
Payment Received - Thank You!	(296.53)
Credits/Adjustments	0.00
Balance	0.00
Current Charges	385.60
Total Amount Due	USD 385.60

APPROVED
ED MOHACSY
Director, IT Infrastructure
Date: Nov 30/20
Signature: *[Handwritten Signature]*

News You Can Use

Welcome to your new invoice

If you have any questions, please dial the number at the top of your invoice to contact the Customer Care team. At CenturyLink, we're dedicated to helping you transform the future of your digital business. We have a relentless commitment to improving your experience with us and appreciate that you chose us.



Remittance - We appreciate your business!

Name	LIBERTY UTILITIES CANADA CORP
Billing Account Number	86969864
Invoice Number	171024494
Payment Due	December 16, 2020

Total Amount Due USD 385.60

Pay your bill online at: www.centurylink.com/business/login

CenturyLink
PO Box 52187
Phoenix, AZ 85072-2187

Amount Enclosed:

- Detach and enclose this portion with your payment
- Make check payable to CenturyLink
- Write the invoice number on the check
- Mail check to address noted in this Remittance section

017102449408696986401111000003856000000385600



PO Box 4918, Monroe, LA 71211-4918

POSTED
12/08/2020

Invoice

Billing Account Number	86091974
Invoice Number	171025032
Payment Due	December 16, 2020
Invoice Date	November 16, 2020

ATTN: GURKIPAL GILL
LIBERTY UTILITIES
354 DAVIS ROAD
OAKVILLE ON L62X1
CANADA

2100CENLINK

How to reach CenturyLink:
1-800-860-1020
care.inquiry@centurylink.com

Invoice of CenturyLink Communications, LLC.

Entity	Expense
2200-9800-Water	\$695.06
2200-9800-Calpeco	\$612.37
2200-9800-Granite	\$487.56
2200-9800-Enorth	\$988.35
2200-9800-MIDGAS	\$671.49
2200-9800-MidWat	\$28.16
2200-9800-Arkan	\$156.56
2200-9800-Woodson	\$4.41
2200-9800-Georg	\$534.55
2200-9800-NEG	\$604.81
2200-9800-WHWATER	\$19.11
2200-9800-WHSewer	\$19.85
2200-9800-Park	\$529.97
2200-9800-Empire	\$3,873.00
Liberty Power	\$0.00
2100-9800-LABUS	\$11,215.03
2200-C-First	\$8,500.00
Total	\$28,940.28

Bill-At-A-Glance

Previous Statement Balance	30,261.66
Payment Received - Thank You!	(30,261.66)
Credits/Adjustments	0.00
Balance	0.00
Current Charges	28,940.28
Total Amount Due	USD 28,940.28

APPROVED
ED MOHACSY
Director, IT Infrastructure

Date: Nov 30 2020
Signature:

News You Can Use

Welcome to your new invoice

If you have any questions, please dial the number at the top of your invoice to contact the Customer Care team. At CenturyLink, we're dedicated to helping you transform the future of your digital business. We have a relentless commitment to improving your experience with us and appreciate that you chose us.



Remittance - We appreciate your business!

Name	LIBERTY UTILITIES
Billing Account Number	86091974
Invoice Number	171025032
Payment Due	December 16, 2020

Total Amount Due USD 28,940.28

Pay your bill online at: www.centurylink.com/business/login

CenturyLink
PO Box 52187
Phoenix, AZ 85072-2187

Amount Enclosed:

--	--	--	--	--	--	--	--	--	--

- Detach and enclose this portion with your payment
- Make check payable to CenturyLink
- Write the invoice number on the check
- Mail check to address noted in this Remittance section

017102503208609197421111000289402800028940280



PO Box 4918, Monroe, LA 71211-4918

POSTED
12/08/2020

Invoice

Billing Account Number	89243479
Invoice Number	171298193
Payment Due	December 20, 2020
Invoice Date	November 20, 2020

ATTN: GURKIRPAL GILL
LIBERTY UTILITIES CANADA ORP
354 DAVIS RD
OAKVILLE ON L6J2X1
CANADA

2100CENLINK

How to reach CenturyLink:
1-800-860-1020
care.inquiry@centurylink.com

Invoice of CenturyLink Communications, LLC.

Entity	Expense
2200-9800-Water	\$357.69
2200-9800-Calpeco	\$315.14
2200-9800-Granite	\$250.91
2200-9800-Enorth	\$508.63
2200-9800-MIDGAS	\$345.57
2200-9800-MidWat	\$14.49
2200-9800-Arkan	\$80.57
2200-9800-Woodson	\$2.27
2200-9800-Georg	\$275.09
2200-9800-NEG	\$311.25
2200-9800-WHWATER	\$9.84
2200-9800-WHSewer	\$10.21
2200-9800-Park	\$272.74
2200-9800-Empire	\$2,163.94
2100-9800-LABUS	\$1,179
Total	\$6,097.73

Bill-At-A-Glance

Previous Statement Balance	17,456.43
Payment Received - Thank You!	(12,070.57)
Credits/Adjustments	0.00
Amount Past Due	5,385.86

Current Charges 6,097.73

Total Amount Due USD 11,483.59

Your invoice reflects an amount past due. If you have not already done so, please pay **total amount due** in accordance with your payment terms.

APPROVED

ED MOHACSY

Director, IT Infrastructure

Date: Nov 30/20

Signature: *[Handwritten Signature]*

News You Can Use

Welcome to your new invoice

If you have any questions, please dial the number at the top of your invoice to contact the Customer Care team. At CenturyLink, we're dedicated to helping you transform the future of your digital business. We have a relentless commitment to improving your experience with us and appreciate that you chose us.



Remittance - We appreciate your business!

Name	LIBERTY UTILITIES CANADA ORP
Billing Account Number	89243479
Invoice Number	171298193
Payment Due	December 20, 2020

Total Amount Due USD 11,483.59

Pay your bill online at: www.centurylink.com/business/login

CenturyLink
PO Box 52187
Phoenix, AZ 85072-2187

Amount Enclosed:

--	--	--	--	--	--	--	--	--	--

- Detach and enclose this portion with your payment
- Make check payable to CenturyLink
- Write the invoice number on the check
- Mail check to address noted in this Remittance section

017129819308924347921111000060977300011483596



PO Box 4918, Monroe, LA 71211-4918

LIBERTY UTILITIES CANADA CORP
345 DAVIS RD
OAKVILLE ON L6J0C5
CANADA

POSTED
12/22/2020

Invoice

Page 1 of 715

Billing Account Number **90123038**
Invoice Number 180607735
Payment Due January 07, 2021
Invoice Date December 08, 2020

2100CENLINK

How to reach CenturyLink:
1-800-860-1020
care.inquiry@centurylink.com

Invoice of CenturyLink Communications, LLC.

Manage Services Your Way via Control Center

Register for paperless billing, view and pay your invoice, manage repair tickets, check order status and much more.

Bill-At-A-Glance

Previous Statement Balance	99,164.23
Payments	0.00
Credits/Adjustments	0.00
Amount Past Due	99,164.23

Current Charges 17,104.65

Total Amount Due USD 116,268.88

Your invoice reflects an amount past due. If you have not already done so, please pay **total amount due** in accordance with your payment terms.

APPROVED
ED MOHACSY

Director, IT Infrastructure

Date: Dec 18/20
Signature:

News You Can Use

Welcome to your new invoice

If you have any questions, please dial the number at the top of your invoice to contact the Customer Care team. At CenturyLink, we're dedicated to helping you transform the future of your digital business. We have a relentless commitment to improving your experience with us and appreciate that you chose us.



Remittance - We appreciate your business!

Name LIBERTY UTILITIES CANADA CORP
Billing Account Number 90123038
Invoice Number 180607735
Payment Due **January 07, 2021**

Total Amount Due USD 116,268.88

Pay your bill online at: www.centurylink.com/business/login

CenturyLink
PO Box 52187
Phoenix, AZ 85072-2187

Amount Enclosed:

--	--	--	--	--	--	--	--	--	--

- Detach and enclose this portion with your payment
- Make check payable to CenturyLink
- Write the invoice number on the check
- Mail check to address noted in this Remittance section

018060773509012303861111000171046500116268887

FWO	Cost Code	Expense
2200-9800-WATER	6-7200-0000-0000	\$8,548.46
2200-9800-CALPECO	6-7200-0000-0000	\$7,320.92
2200-9800-GRANITS	6-7200-0000-0000	\$5,827.56
2200-9800-ENORTH	6-7200-0000-0000	\$12,462.15
2200-9800-MIDGAS	6-7200-0000-0000	\$7,981.62
2200-9800-MIDWAT	6-7200-0000-0000	\$441.81
2200-9800-ARKAN	6-7200-0000-0000	\$1,867.59
2200-9800-WOODSON	6-7200-0000-0000	\$52.71
2200-9800-GEORG	6-7200-0000-0000	\$6,434.79
2200-9800-NEG	6-7200-0000-0000	\$7,082.60
2200-9800-WHWATER	6-7200-0000-0000	\$317.84
2200-9800-WHSEWER	6-7200-0000-0000	\$240.72
2200-9800-PARK	6-7200-0000-0000	\$6,371.36
2200-9800-EMPIRE	6-7200-0000-0000	\$46,156.55
2200-9800-GNB	6-7200-0000-0000	\$2,525.48
2200-9800-SLG	6-7200-0000-0000	\$2,636.70

Total **\$116,268.88**

Calc allocation above is based on Total amt rather than current charges

Current charges $17104.65 * .0548 = 937.31$

APPROVED
ED MOHACSY
Director, IT Infrastructure

Date: Dec 18/20
Signature:





PO Box 4918, Monroe, LA 71211-4918

POSTED
12/22/2020

Invoice

Page 1 of 10

Billing Account Number	87970334
Invoice Number	180973957
Payment Due	January 15, 2021
Invoice Date	December 16, 2020

ATTN: GURKIRPAL GILL
LIBERTY UTILITIES CANADA CORP
354 DAVIS RD
OAKVILLE ON L6J2X1
CANADA

Ed Mohacsy, Director, IT Infrastructure
Ed Mohacsy, Director, IT Infrastructure (Dec 21, 2020 17:33 EST)

2100CENLINK

How to reach CenturyLink:
1-800-860-1020
care.inquiry@centurylink.com

Invoice of CenturyLink Communications, LLC.

Manage Services Your Way via Control Center

Register for paperless billing, view and pay your invoice, manage repair tickets, check order status and much more.

Bill-At-A-Glance

Previous Statement Balance	12,341.45
Payment Received - Thank You!	(12,341.45)
Credits/Adjustments	0.00
Balance	0.00

Current Charges 12,181.49

Total Amount Due USD 12,181.49

2200-9800-Park
6-7200-0000-0000

News You Can Use

Welcome to your new invoice

If you have any questions, please dial the number at the top of your invoice to contact the Customer Care team. At CenturyLink, we're dedicated to helping you transform the future of your digital business. We have a relentless commitment to improving your experience with us and appreciate that you chose us.



Remittance - We appreciate your business!

Name	LIBERTY UTILITIES CANADA CORP
Billing Account Number	87970334
Invoice Number	180973957
Payment Due	January 15, 2021

Total Amount Due USD 12,181.49

Pay your bill online at: www.centurylink.com/business/login

CenturyLink
PO Box 52187
Phoenix, AZ 85072-2187

Amount Enclosed:

--	--	--	--	--	--	--	--	--	--

- Detach and enclose this portion with your payment
- Make check payable to CenturyLink
- Write the invoice number on the check
- Mail check to address noted in this Remittance section

018097395708797033421111000121814900012181494



PO Box 4918, Monroe, LA 71211-4918

POSTED
12/22/2020

Invoice

Billing Account Number	86091954
Invoice Number	180975955
Payment Due	January 15, 2021
Invoice Date	December 16, 2020

ATTN: GURKIRPAL GILL
LIBERTY UTILITIES
354 DAVIS ROAD
OAKVILLE ON L6J2X1
CANADA

Ed Mohacsy, Director, IT Infrastructure
Ed Mohacsy, Director, IT Infrastructure (Dec 21, 2020 17:33 EST)

2100CENLINK

How to reach CenturyLink:
1-800-860-1020
care.inquiry@centurylink.com

Invoice of CenturyLink Communications, LLC.

Entity	Expense
2200-9800-Water	\$356.66
2200-9800-Calpeco	\$314.23
2200-9800-Granite	\$250.18
2200-9800-Enorth	\$507.16
2200-9800-MIDGAS	\$344.57
2200-9800-MidWat	\$14.45
2200-9800-Arkan	\$80.34
2200-9800-Woodson	\$2.26
2200-9800-Georg	\$274.30
2200-9800-NEG	\$310.35
2200-9800-WHWATE	\$9.81
2200-9800-WHSewer	\$10.18
2200-9800-Park	\$271.45
2200-9800-Empire	\$1,987.28
Total	\$4,733.21

Bill-At-A-Glance

Previous Statement Balance	4,732.49
Payment Received - Thank You!	(4,732.49)
Credits/Adjustments	0.00
Balance	0.00
Current Charges	4,733.21
Total Amount Due	USD
	4,733.21

News You Can Use

Welcome to your new invoice

If you have any questions, please dial the number at the top of your invoice to contact the Customer Care team. At CenturyLink, we're dedicated to helping you transform the future of your digital business. We have a relentless commitment to improving your experience with us and appreciate that you chose us.



Remittance - We appreciate your business!

Name	LIBERTY UTILITIES
Billing Account Number	86091954
Invoice Number	180975955
Payment Due	January 15, 2021

Total Amount Due **USD** **4,733.21**

Pay your bill online at: www.centurylink.com/business/login

CenturyLink
PO Box 52187
Phoenix, AZ 85072-2187

Amount Enclosed:

--	--	--	--	--	--	--	--	--	--	--	--	--	--	--	--	--	--	--	--

- Detach and enclose this portion with your payment
- Make check payable to CenturyLink
- Write the invoice number on the check
- Mail check to address noted in this Remittance section

018097595508609195401111000047332100004733210



PO Box 4918, Monroe, LA 71211-4918

ATTN: GURKIPAL GILL
LIBERTY UTILITIES
354 DAVIS ROAD
OAKVILLE ON L62X1
CANADA

POSTED
12/22/2020

Invoice

Billing Account Number **86091974**
Invoice Number 180985429
Payment Due January 15, 2021
Invoice Date December 16, 2020

Ed Mohacsy, Director, IT Infrastructure
Ed Mohacsy, Director, IT Infrastructure (Dec 21, 2020 17:33 EST)

2100CENLINK

How to reach CenturyLink:
1-800-860-1020
care.inquiry@centurylink.com

Invoice of CenturyLink Communications, LLC.

Entity	Expense
2200-9800-Water	\$695.06
2200-9800-Calpeco	\$612.37
2200-9800-Granite	\$487.56
2200-9800-Enorth	\$988.35
2200-9800-MIDGAS	\$671.49
2200-9800-MidWat	\$28.16
2200-9800-Arkan	\$156.56
2200-9800-Woodson	\$4.41
2200-9800-Georg	\$534.55
2200-9800-NEG	\$604.81
2200-9800-WHWATER	\$19.11
2200-9800-WHSewer	\$19.85
2200-9800-Park	\$529.97
2200-9800-Empire	\$3,873.00
Liberty Power	\$0.00
2100-9800-LABUS	\$9,984.27
2200-C-First	\$8,500.00
Total	\$27,709.52

Bill-At-A-Glance

Previous Statement Balance	28,940.28
Payment Received - Thank You!	(28,940.28)
Credits/Adjustments	0.00
Balance	0.00

Current Charges 27,709.52

Total Amount Due USD 27,709.52

News You Can Use

Welcome to your new invoice

If you have any questions, please dial the number at the top of your invoice to contact the Customer Care team. At CenturyLink, we're dedicated to helping you transform the future of your digital business. We have a relentless commitment to improving your experience with us and appreciate that you chose us.



Remittance - We appreciate your business!

Name LIBERTY UTILITIES
Billing Account Number 86091974
Invoice Number 180985429
Payment Due **January 15, 2021**

Total Amount Due USD 27,709.52

Pay your bill online at: www.centurylink.com/business/login

CenturyLink
PO Box 52187
Phoenix, AZ 85072-2187

Amount Enclosed:

Grid for amount enclosed: 10 empty boxes

- Detach and enclose this portion with your payment
- Make check payable to CenturyLink
- Write the invoice number on the check
- Mail check to address noted in this Remittance section

018098542908609197421111000277095200027709528



POSTED
12/22/2020

2100CENLINK

LIBERTY UTILITIES CANADA CORP
Account: 90123038
Phone: 303-981-4177

January 07, 2020
Invoice: 1483969432
Billing Cycle: 208-99

Payment Summary

Previous Balance	0.00
No payments received	
Balance Forward	0.00
Current Charges	
Current Gross Charges	71.21
Government Fees and Taxes	6.33
Other Fees & Monthly Charges	26.30
Current Net Charges	\$103.84

Amount Due **\$103.84**

Please fold here, tear here, and return this portion with your payment.



To change your billing address call us at 800-860-1020

Invoice	1483969432
Account	90123038
Amount Due	\$103.84

Amount Paid: \$ _____

Payment Due for New Charges :
February 06, 2020
unless your contract states otherwise.

LIBERTY UTILITIES CANADA CORP
ATTN: Luan Tejada
354 Davis Road
Oakville On L6j0c5
Canada
Oakville, ON L6J0C-5

Please Send Payment to:

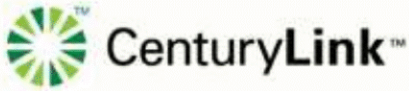
CENTURYLINK
Business Services
PO BOX 52187
PHOENIX, AZ 85072-2187

104

Ed Mohacsy, Director, IT Infrastructure
Ed Mohacsy, Director, IT Infrastructure (Dec 21, 2020 17:33 EST)

148396943209012303861111000001038400000103845

FWO	Cost Code	Expense
2200-9800-WATER	6-7200-0000-0000	\$7.63
2200-9800-CALPECO	6-7200-0000-0000	\$6.54
2200-9800-GRANITS	6-7200-0000-0000	\$5.20
2200-9800-ENORTH	6-7200-0000-0000	\$11.13
2200-9800-MIDGAS	6-7200-0000-0000	\$7.13
2200-9800-MIDWAT	6-7200-0000-0000	\$0.39
2200-9800-ARKAN	6-7200-0000-0000	\$1.67
2200-9800-WOODSON	6-7200-0000-0000	\$0.05
2200-9800-GEORG	6-7200-0000-0000	\$5.75
2200-9800-NEG	6-7200-0000-0000	\$6.33
2200-9800-WHWATER	6-7200-0000-0000	\$0.28
2200-9800-WHSEWER	6-7200-0000-0000	\$0.21
2200-9800-PARK	6-7200-0000-0000	\$5.69
2200-9800-EMPIRE	6-7200-0000-0000	\$41.22
2200-9800-GNB	6-7200-0000-0000	\$2.26
2200-9800-SLG	6-7200-0000-0000	\$2.35
Total		\$103.84



POSTED
12/22/2020

2100CENLINK

LIBERTY UTILITIES CANADA CORP
Account: 90123038
Phone: 303-981-4177

February 07, 2020
Invoice: 1485856010
Billing Cycle: 208-100

Payment Summary

Previous Balance	103.84
No payments received	
Balance Forward	103.84
Current Charges	
Current Gross Charges	218.71
Government Fees and Taxes	19.45
Other Fees & Monthly Charges	80.80
Current Net Charges	\$318.96

Amount Due **\$422.80**

Please fold here, tear here, and return this portion with your payment.



To change your billing address call us at 800-860-1020

Invoice 1485856010
Account 90123038
Amount Due \$422.80

Amount Paid: \$ _____

Payment Due for New Charges :
March 08, 2020
unless your contract states otherwise.

LIBERTY UTILITIES CANADA CORP
ATTN: Luan Tejada
354 Davis Road
Oakville On L6j0c5
Canada
Oakville, ON L6J0C-5

Please Send Payment to:

CENTURYLINK
Business Services
PO BOX 52187
PHOENIX, AZ 85072-2187

104

Ed Mohacsy, Director, IT Infrastructure
Ed Mohacsy, Director, IT Infrastructure (Dec 21, 2020 17:53 EST)

148585601009012303861111000003189600000422803

FWO	Cost Code	Expense
2200-9800-WATER	6-7200-0000-0000	\$23.45
2200-9800-CALPECO	6-7200-0000-0000	\$20.08
2200-9800-GRANITS	6-7200-0000-0000	\$15.99
2200-9800-ENORTH	6-7200-0000-0000	\$34.19
2200-9800-MIDGAS	6-7200-0000-0000	\$21.90
2200-9800-MIDWAT	6-7200-0000-0000	\$1.21
2200-9800-ARKAN	6-7200-0000-0000	\$5.12
2200-9800-WOODSON	6-7200-0000-0000	\$0.14
2200-9800-GEORG	6-7200-0000-0000	\$17.65
2200-9800-NEG	6-7200-0000-0000	\$19.43
2200-9800-WHWATER	6-7200-0000-0000	\$0.87
2200-9800-WHSEWER	6-7200-0000-0000	\$0.66
2200-9800-PARK	6-7200-0000-0000	\$17.48
2200-9800-EMPIRE	6-7200-0000-0000	\$126.62
2200-9800-GNB	6-7200-0000-0000	\$6.93
2200-9800-SLG	6-7200-0000-0000	\$7.23
Total		\$318.96



POSTED
12/22/2020

2100CENLINK

LIBERTY UTILITIES CANADA CORP
Account: 90123038
Phone: 303-981-4177

March 07, 2020
Invoice: 1487698212
Billing Cycle: 208-101

Payment Summary

Previous Balance	422.80
No payments received	
Balance Forward	422.80
Current Charges	
Current Gross Charges	222.12
Government Fees and Taxes	19.76
Other Fees & Monthly Charges	82.18
Current Net Charges	\$324.06

Amount Due **\$746.86**

Please fold here, tear here, and return this portion with your payment.



To change your billing address call us at 800-860-1020

Invoice 1487698212
Account 90123038
Amount Due \$746.86

Amount Paid: \$ _____

Payment Due for New Charges :
April 06, 2020
unless your contract states otherwise.

LIBERTY UTILITIES CANADA CORP
ATTN: Luan Tejada
354 Davis Road
Oakville On L6j0c5
Canada
Oakville, ON L6J0C-5

Please Send Payment to:

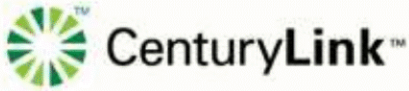
CENTURYLINK
Business Services
PO BOX 52187
PHOENIX, AZ 85072-2187

104

Ed Mohacsy, Director, IT Infrastructure
Ed Mohacsy, Director, IT Infrastructure (Dec 21, 2020 17:33 EST)

148769821209012303861111000003240600000746860

FWO	Cost Code	Expense
2200-9800-WATER	6-7200-0000-0000	\$23.83
2200-9800-CALPECO	6-7200-0000-0000	\$20.40
2200-9800-GRANITS	6-7200-0000-0000	\$16.24
2200-9800-ENORTH	6-7200-0000-0000	\$34.73
2200-9800-MIDGAS	6-7200-0000-0000	\$22.25
2200-9800-MIDWAT	6-7200-0000-0000	\$1.23
2200-9800-ARKAN	6-7200-0000-0000	\$5.21
2200-9800-WOODSON	6-7200-0000-0000	\$0.15
2200-9800-GEORG	6-7200-0000-0000	\$17.93
2200-9800-NEG	6-7200-0000-0000	\$19.74
2200-9800-WHWATER	6-7200-0000-0000	\$0.89
2200-9800-WHSEWER	6-7200-0000-0000	\$0.67
2200-9800-PARK	6-7200-0000-0000	\$17.76
2200-9800-EMPIRE	6-7200-0000-0000	\$128.65
2200-9800-GNB	6-7200-0000-0000	\$7.04
2200-9800-SLG	6-7200-0000-0000	\$7.35
Total		\$324.06



POSTED
12/22/2020

2100CENLINK

LIBERTY UTILITIES CANADA CORP
Account: 90123038
Phone: 303-981-4177

April 07, 2020
Invoice: 1489527146
Billing Cycle: 208-102

Payment Summary

Previous Balance	746.86
No payments received	
Balance Forward	746.86
Current Charges	
Current Gross Charges	1,336.53
Government Fees and Taxes	117.44
Other Fees & Monthly Charges	470.25
Current Net Charges	\$1,924.22
Amount Due	\$2,671.08

Please fold here, tear here, and return this portion with your payment.



To change your billing address call us at 800-860-1020

Invoice 1489527146
Account 90123038
Amount Due \$2,671.08

Amount Paid: \$ _____

Payment Due for New Charges :
May 07, 2020
unless your contract states otherwise.

LIBERTY UTILITIES CANADA CORP
ATTN: Luan Tejada
354 Davis Road
Oakville On L6j0c5
Canada
Oakville, ON L6J0C-5

Please Send Payment to:

CENTURYLINK
Business Services
PO BOX 52187
PHOENIX, AZ 85072-2187

104

Ed Mohacsy, Director, IT Infrastructure
Ed Mohacsy, Director, IT Infrastructure (Dec 21, 2020 17:33 EST)

148952714609012303861111000019242200002671088

FWO	Cost Code	Expense
2200-9800-WATER	6-7200-0000-0000	\$141.47
2200-9800-CALPECO	6-7200-0000-0000	\$121.16
2200-9800-GRANITS	6-7200-0000-0000	\$96.44
2200-9800-ENORTH	6-7200-0000-0000	\$206.25
2200-9800-MIDGAS	6-7200-0000-0000	\$132.09
2200-9800-MIDWAT	6-7200-0000-0000	\$7.31
2200-9800-ARKAN	6-7200-0000-0000	\$30.91
2200-9800-WOODSON	6-7200-0000-0000	\$0.87
2200-9800-GEORG	6-7200-0000-0000	\$106.49
2200-9800-NEG	6-7200-0000-0000	\$117.22
2200-9800-WHWATER	6-7200-0000-0000	\$5.26
2200-9800-WHSEWER	6-7200-0000-0000	\$3.98
2200-9800-PARK	6-7200-0000-0000	\$105.44
2200-9800-EMPIRE	6-7200-0000-0000	\$763.88
2200-9800-GNB	6-7200-0000-0000	\$41.80
2200-9800-SLG	6-7200-0000-0000	\$43.64
Total		\$1,924.22



POSTED
12/22/2020

2100CENLINK

LIBERTY UTILITIES CANADA CORP
Account: 90123038
Phone: 303-981-4177

May 07, 2020
Invoice: 1491397887
Billing Cycle: 208-103

Payment Summary

Previous Balance	2,671.08
No payments received	
Balance Forward	2,671.08
Current Charges	
Current Gross Charges	6,872.50
Government Fees and Taxes	603.87
Other Fees & Monthly Charges	2,418.03
Current Net Charges	\$9,894.40

Amount Due **\$12,565.48**

Please fold here, tear here, and return this portion with your payment.



To change your billing address call us at 800-860-1020

Invoice 1491397887
Account 90123038
Amount Due \$12,565.48

Amount Paid: \$ _____

Payment Due for New Charges :
June 06, 2020
unless your contract states otherwise.

LIBERTY UTILITIES CANADA CORP
ATTN: Luan Tejada
354 Davis Road
Oakville On L6j0c5
Canada
Oakville, ON L6J0C-5

Please Send Payment to:

CENTURYLINK
Business Services
PO BOX 52187
PHOENIX, AZ 85072-2187

104

Ed Mohacsy, Director, IT Infrastructure
Ed Mohacsy, Director, IT Infrastructure (Dec 21, 2020 17:33 EST)

149139788709012303861111000098944000012565482

FWO	Cost Code	Expense
2200-9800-WATER	6-7200-0000-0000	\$727.47
2200-9800-CALPECO	6-7200-0000-0000	\$623.01
2200-9800-GRANITS	6-7200-0000-0000	\$495.92
2200-9800-ENORTH	6-7200-0000-0000	\$1,060.52
2200-9800-MIDGAS	6-7200-0000-0000	\$679.23
2200-9800-MIDWAT	6-7200-0000-0000	\$37.60
2200-9800-ARKAN	6-7200-0000-0000	\$158.93
2200-9800-WOODSON	6-7200-0000-0000	\$4.49
2200-9800-GEORG	6-7200-0000-0000	\$547.60
2200-9800-NEG	6-7200-0000-0000	\$602.72
2200-9800-WHWATER	6-7200-0000-0000	\$27.05
2200-9800-WHSEWER	6-7200-0000-0000	\$20.49
2200-9800-PARK	6-7200-0000-0000	\$542.20
2200-9800-EMPIRE	6-7200-0000-0000	\$3,927.89
2200-9800-GNB	6-7200-0000-0000	\$214.92
2200-9800-SLG	6-7200-0000-0000	\$224.38
Total		\$9,894.40



POSTED
12/22/2020

2100CENLINK

LIBERTY UTILITIES CANADA CORP
Account: 90123038
Phone: 303-981-4177

June 07, 2020
Invoice: 1493184757
Billing Cycle: 208-104

Payment Summary

Previous Balance	12,565.48
No payments received	
Balance Forward	12,565.48
Current Charges	
Current Gross Charges	5,612.90
Government Fees and Taxes	493.19
Other Fees & Monthly Charges	1,974.85
Current Net Charges	\$8,080.94

Amount Due **\$20,646.42**

Please fold here, tear here, and return this portion with your payment.



To change your billing address call us at 800-860-1020

Invoice 1493184757
Account 90123038
Amount Due \$20,646.42

Amount Paid: \$ _____

Payment Due for New Charges :
July 07, 2020
unless your contract states otherwise.

LIBERTY UTILITIES CANADA CORP
ATTN: Luan Tejada
354 Davis Road
Oakville On L6j0c5
Canada
Oakville, ON L6J0C-5

Please Send Payment to:

CENTURYLINK
Business Services
PO BOX 52187
PHOENIX, AZ 85072-2187

104

Ed Mohacsy, Director, IT Infrastructure
Ed Mohacsy, Director, IT Infrastructure (Dec 21, 2020 17:33 EST)

149318475709012303861111000080809400020646423

FWO	Cost Code	Expense
2200-9800-WATER	6-7200-0000-0000	\$594.14
2200-9800-CALPECO	6-7200-0000-0000	\$508.82
2200-9800-GRANITS	6-7200-0000-0000	\$405.03
2200-9800-ENORTH	6-7200-0000-0000	\$866.15
2200-9800-MIDGAS	6-7200-0000-0000	\$554.74
2200-9800-MIDWAT	6-7200-0000-0000	\$30.71
2200-9800-ARKAN	6-7200-0000-0000	\$129.80
2200-9800-WOODSON	6-7200-0000-0000	\$3.66
2200-9800-GEORG	6-7200-0000-0000	\$447.23
2200-9800-NEG	6-7200-0000-0000	\$492.26
2200-9800-WHWATER	6-7200-0000-0000	\$22.09
2200-9800-WHSEWER	6-7200-0000-0000	\$16.73
2200-9800-PARK	6-7200-0000-0000	\$442.82
2200-9800-EMPIRE	6-7200-0000-0000	\$3,207.98
2200-9800-GNB	6-7200-0000-0000	\$175.53
2200-9800-SLG	6-7200-0000-0000	\$183.26
Total		\$8,080.94

WS Job Number	WS Job Name	First Name	Last Name	Vendor ID	Vendor Name	Document Number	Journal Entry	Transaction Amount	USD Amount	Cost Code	Description	Docu	TRX Source	Transaction Description
2200-9800-PARK	IT Costs -Park Water			2100CENLINK	CENTURYLINK - Box 52187	1492140143	1074012	381.02	272.74		Communications	PM	PMTRX000134	ACCT#: 89243479, 905-465-6
2200-9800-PARK	IT Costs -Park Water			2100CENLINK	CENTURYLINK - Box 52187	120623339	1074005	15759.08	11,280.66		Communications	PM	PMTRX000134	ACCT#: 87970334
2200-9800-PARK	IT Costs -Park Water			2100CENLINK	CENTURYLINK - Box 52187	120627328	1074004	39.62	28.36		Communications	PM	PMTRX000134	ACCT#: 86969864
2200-9800-PARK	IT Costs -Park Water			2100CENLINK	CENTURYLINK - Box 52187	120641190	1074003	285.03	204.03		Communications	PM	PMTRX000134	ACCT#: 86091974
2200-9800-PARK	IT Costs -Park Water			2100CENLINK	CENTURYLINK - Box 52187	120625056	1074002	379.7	271.80		Communications	PM	PMTRX000134	ACCT#: 86091954
2200-9800-PARK	IT Costs -Park Water			2100ACTCON	ACT TELECONFERENCE CANADA I	29544719	1073985	24.04	17.21		Communications	PM	PMTRX000134	ACCT#: 8943638, MAY 2020
2200-9815-PARK	EH&S Costs-Park Water			2100GENSOF	GENSUITE LLC	GS-1172-20200714-01	106462	430.94	318.04		Computer Software	PM	PMTRX0001351	AUTO CONTACT PERMISSION
2200-9815-PARK	EH&S Costs-Park Water			2100GENSOF	GENSUITE LLC	GS-1172-20200706-01	98863	325.36	240.12		Computer Software	PM	PMTRX000135	Q3 2020 REG TRACKER CONTI
2200-9800-PARK	IT Costs -Park Water			2100SOFTCH-L	SOFTCHOICE CORPORATION	5420278	106603	21815.5	16,100.00		Computer Supplies	PM	PMTRX0001351	DELL LATITUDE 5400 BTW BA
2200-9815-PARK	EH&S Costs-Park Water			2100DRALL	RIDGEWAY OCCUPATIONAL CONSU	5743/2020	98847	65.38	48.25		Consulting Fees	PM	PMTRX000135	JUN20 OCCUP MED CONSULT
2200-9800-PARK	IT Costs -Park Water			2100DATGAR-I	CENTURYLINK CANADA, INC	B1-2050711	106576	600.71	443.33		Data Centre Expense	PM	PMTRX0001351	ACCT#: 623346
2200-9821-PARK	Risk Mgt Costs-Park Water			2100AONBER	AON (BERMUDA) LTD.	202002206.1	98518	6996.8	5,163.69		Insurance	PM	PMTRX000134	POLICY XP5858501P -EXP 1JU
2200-9800-PARK	IT Costs -Park Wat	Edward	Mohacsy				101499	185.78	137.11		Labour	PR	GLTRX00089933	
2200-9800-PARK	IT Costs -Park Wat	Edward	Mohacsy				101498	61.93	45.70		Labour	PR	GLTRX00089933	
2200-9810-PARK	HR Costs-Park Wat	Ashley	Pacheco				100172	101.78	75.11		Labour	PR	GLTRX00089932	
2200-9810-PARK	HR Costs-Park Wat	Ashley	Pacheco				100171	25.45	18.78		Labour	PR	GLTRX00089932	
2200-9810-PARK	HR Costs-Park Wat	Ashley	Pacheco				100170	127.23	93.90		Labour	PR	GLTRX00089932	
2200-9811-PARK	Payroll Costs-Park	Carlos	Zaldivar				102292	24.33	17.96		Labour	PR	GLTRX00089933	
2200-9811-PARK	Payroll Costs-Park	Carlos	Zaldivar				102291	24.33	17.96		Labour	PR	GLTRX00089933	
2200-9811-PARK	Payroll Costs-Park	Danielle	Carter				102150	28.53	21.06		Labour	PR	GLTRX00089933	
2200-9811-PARK	Payroll Costs-Park	Danielle	Carter				102149	39.94	29.48		Labour	PR	GLTRX00089933	
2200-9811-PARK	Payroll Costs-Park	Danielle	Carter				102148	17.11	12.63		Labour	PR	GLTRX00089933	
2200-9811-PARK	Payroll Costs-Park	Katrina	Barr				101516	48.22	35.59		Labour	PR	GLTRX00089933	
2200-9811-PARK	Payroll Costs-Park	JEANETTE	SCOTT				101175	318.55	235.09		Labour	PR	GLTRX00089933	
2200-9811-PARK	Payroll Costs-Park	JEANETTE	SCOTT				101174	231.67	170.97		Labour	PR	GLTRX00089933	
2200-9811-PARK	Payroll Costs-Park	Carlos	Zaldivar				100758	81.1	59.85		Labour	PR	GLTRX00089932	
2200-9811-PARK	Payroll Costs-Park	Carlos	Zaldivar				100757	40.56	29.93		Labour	PR	GLTRX00089932	
2200-9811-PARK	Payroll Costs-Park	JEANETTE	SCOTT				99641	231.67	170.97		Labour	PR	GLTRX00089932	
2200-9811-PARK	Payroll Costs-Park	JEANETTE	SCOTT				99640	231.67	170.97		Labour	PR	GLTRX00089932	
2200-9811-PARK	Payroll Costs-Park	JEANETTE	SCOTT				99639	231.67	170.97		Labour	PR	GLTRX00089932	
2200-9811-PARK	Payroll Costs-Park	JEANETTE	SCOTT				99638	231.67	170.97		Labour	PR	GLTRX00089932	
2200-9812-PARK	Training Costs-Parl	Carrie	Burd				102045	182.13	134.41		Labour	PR	GLTRX00089933	
2200-9812-PARK	Training Costs-Parl	Carrie	Burd				102044	57.52	42.45		Labour	PR	GLTRX00089933	
2200-9812-PARK	Training Costs-Parl	Dainna	Datchko				101343	248.49	183.39		Labour	PR	GLTRX00089933	
2200-9812-PARK	Training Costs-Parl	Dainna	Datchko				101342	198.79	146.71		Labour	PR	GLTRX00089933	
2200-9812-PARK	Training Costs-Parl	France	Poirier				101250	167.43	123.56		Labour	PR	GLTRX00089933	
2200-9812-PARK	Training Costs-Parl	France	Poirier				101249	66.97	49.42		Labour	PR	GLTRX00089933	
2200-9812-PARK	Training Costs-Parl	Carrie	Burd				100517	124.61	91.96		Labour	PR	GLTRX00089932	
2200-9812-PARK	Training Costs-Parl	Carrie	Burd				100516	143.8	106.13		Labour	PR	GLTRX00089932	
2200-9812-PARK	Training Costs-Parl	Dainna	Datchko				99793	248.49	183.39		Labour	PR	GLTRX00089932	
2200-9812-PARK	Training Costs-Parl	Dainna	Datchko				99792	198.79	146.71		Labour	PR	GLTRX00089932	
2200-9812-PARK	Training Costs-Parl	France	Poirier				99726	167.43	123.56		Labour	PR	GLTRX00089932	
2200-9812-PARK	Training Costs-Parl	France	Poirier				99725	150.69	111.21		Labour	PR	GLTRX00089932	
2200-9815-PARK	EH&S Costs-Park V	Olivia	Kajak				102439	58.8	43.39		Labour	PR	GLTRX00089933	
2200-9815-PARK	EH&S Costs-Park V	Olivia	Kajak				102438	47.04	34.72		Labour	PR	GLTRX00089933	
2200-9815-PARK	EH&S Costs-Park V	Gary	Sommer				101616	199.3	147.08		Labour	PR	GLTRX00089933	
2200-9815-PARK	EH&S Costs-Park V	Gary	Sommer				101615	79.72	58.83		Labour	PR	GLTRX00089933	
2200-9815-PARK	EH&S Costs-Park V	ESTER	DI GIOVANNI				101475	218.12	160.97		Labour	PR	GLTRX00089933	
2200-9815-PARK	EH&S Costs-Park V	ESTER	DI GIOVANNI				101474	174.49	128.77		Labour	PR	GLTRX00089933	
2200-9815-PARK	EH&S Costs-Park V	Olivia	Kajak				100938	58.8	43.39		Labour	PR	GLTRX00089932	
2200-9815-PARK	EH&S Costs-Park V	Olivia	Kajak				100937	58.8	43.39		Labour	PR	GLTRX00089932	
2200-9815-PARK	EH&S Costs-Park V	Gary	Sommer				100073	199.3	147.08		Labour	PR	GLTRX00089932	
2200-9815-PARK	EH&S Costs-Park V	Gary	Sommer				100072	199.3	147.08		Labour	PR	GLTRX00089932	
2200-9815-PARK	EH&S Costs-Park V	ESTER	DI GIOVANNI				99946	218.12	160.97		Labour	PR	GLTRX00089932	
2200-9815-PARK	EH&S Costs-Park V	ESTER	DI GIOVANNI				99945	218.12	160.97		Labour	PR	GLTRX00089932	
2200-9817-PARK	Communications -I	Stipe	Maglica				102475	148.41	109.53		Labour	PR	GLTRX00089933	

2200-9817-PARK	Communications -I Stipe	Maglica		102474	59.36	43.81	Labour	PR	GLTRX00089933
2200-9817-PARK	Communications -I Amanda	Dillon		101580	138.53	102.24	Labour	PR	GLTRX00089933
2200-9817-PARK	Communications -I Amanda	Dillon		101579	110.82	81.79	Labour	PR	GLTRX00089933
2200-9817-PARK	Communications -I Stipe	Maglica		100975	148.41	109.53	Labour	PR	GLTRX00089932
2200-9817-PARK	Communications -I Stipe	Maglica		100974	148.41	109.53	Labour	PR	GLTRX00089932
2200-9817-PARK	Communications -I Amanda	Dillon		100037	138.53	102.24	Labour	PR	GLTRX00089932
2200-9817-PARK	Communications -I Amanda	Dillon		100036	138.53	102.24	Labour	PR	GLTRX00089932
2200-9817-PARK	Communications -I Sarah	Aspinall		99903	162.55	119.96	Labour	PR	GLTRX00089932
2200-9817-PARK	Communications -I Sarah	Aspinall		99902	162.55	119.96	Labour	PR	GLTRX00089932
2200-9820-PARK	Finance Costs-Park Hardeep	Aulakh		102568	330.75	244.10	Labour	PR	GLTRX00089933
2200-9820-PARK	Finance Costs-Park Fayaz	Bawa		102406	110.25	81.37	Labour	PR	GLTRX00089933
2200-9820-PARK	Finance Costs-Park Fayaz	Bawa		102405	27.56	20.34	Labour	PR	GLTRX00089933
2200-9820-PARK	Finance Costs-Park Fayaz	Bawa		102404	110.25	81.37	Labour	PR	GLTRX00089933
2200-9820-PARK	Finance Costs-Park Chitra	Badrinarayanan		102228	285.24	210.51	Labour	PR	GLTRX00089933
2200-9820-PARK	Finance Costs-Park Chitra	Badrinarayanan		102227	228.19	168.41	Labour	PR	GLTRX00089933
2200-9820-PARK	Finance Costs-Park Suliat	Fusigboye		101991	379.22	279.87	Labour	PR	GLTRX00089933
2200-9820-PARK	Finance Costs-Park Jagtar	Singh		101877	366.91	270.78	Labour	PR	GLTRX00089933
2200-9820-PARK	Finance Costs-Park Jagtar	Singh		101876	244.61	180.52	Labour	PR	GLTRX00089933
2200-9820-PARK	Finance Costs-Park Dalia	Beshay		101826	85.01	62.74	Labour	PR	GLTRX00089933
2200-9820-PARK	Finance Costs-Park Dalia	Beshay		101825	85.01	62.74	Labour	PR	GLTRX00089933
2200-9820-PARK	Finance Costs-Park Andrew	Lovric		101755	36.53	26.96	Labour	PR	GLTRX00089933
2200-9820-PARK	Finance Costs-Park Andrew	Lovric		101754	18.27	13.48	Labour	PR	GLTRX00089933
2200-9820-PARK	Finance Costs-Park Zohair	Qazi		101703	163.07	120.35	Labour	PR	GLTRX00089933
2200-9820-PARK	Finance Costs-Park Zohair	Qazi		101702	65.22	48.13	Labour	PR	GLTRX00089933
2200-9820-PARK	Finance Costs-Park Natlie	Aikens		101220	256.04	188.96	Labour	PR	GLTRX00089933
2200-9820-PARK	Finance Costs-Park Natlie	Aikens		101219	204.84	151.17	Labour	PR	GLTRX00089933
2200-9820-PARK	Finance Costs-Park Chantal	Van Staveren		101161	303.73	224.15	Labour	PR	GLTRX00089933
2200-9820-PARK	Finance Costs-Park Hardeep	Aulakh		101057	413.44	305.12	Labour	PR	GLTRX00089932
2200-9820-PARK	Finance Costs-Park Hardeep	Aulakh		101056	165.38	122.05	Labour	PR	GLTRX00089932
2200-9820-PARK	Finance Costs-Park Hardeep	Aulakh		101055	248.06	183.07	Labour	PR	GLTRX00089932
2200-9820-PARK	Finance Costs-Park Fayaz	Bawa		100906	110.25	81.37	Labour	PR	GLTRX00089932
2200-9820-PARK	Finance Costs-Park Fayaz	Bawa		100905	27.56	20.34	Labour	PR	GLTRX00089932
2200-9820-PARK	Finance Costs-Park Fayaz	Bawa		100904	110.25	81.37	Labour	PR	GLTRX00089932
2200-9820-PARK	Finance Costs-Park Fayaz	Bawa		100903	27.56	20.34	Labour	PR	GLTRX00089932
2200-9820-PARK	Finance Costs-Park Chitra	Badrinarayanan		100690	285.24	210.51	Labour	PR	GLTRX00089932
2200-9820-PARK	Finance Costs-Park Chitra	Badrinarayanan		100689	285.24	210.51	Labour	PR	GLTRX00089932
2200-9820-PARK	Finance Costs-Park Suliat	Fusigboye		100462	948.05	699.67	Labour	PR	GLTRX00089932
2200-9820-PARK	Finance Costs-Park Suliat	Fusigboye		100461	948.05	699.67	Labour	PR	GLTRX00089932
2200-9820-PARK	Finance Costs-Park Hui Quing	Han		100427	333.4	246.05	Labour	PR	GLTRX00089932
2200-9820-PARK	Finance Costs-Park Hui Quing	Han		100426	333.4	246.05	Labour	PR	GLTRX00089932
2200-9820-PARK	Finance Costs-Park Jagtar	Singh		100339	489.22	361.05	Labour	PR	GLTRX00089932
2200-9820-PARK	Finance Costs-Park Jagtar	Singh		100338	489.22	361.05	Labour	PR	GLTRX00089932
2200-9820-PARK	Finance Costs-Park Dalia	Beshay		100288	85.01	62.74	Labour	PR	GLTRX00089932
2200-9820-PARK	Finance Costs-Park Dalia	Beshay		100287	85.01	62.74	Labour	PR	GLTRX00089932
2200-9820-PARK	Finance Costs-Park Andrew	Lovric		100216	36.53	26.96	Labour	PR	GLTRX00089932
2200-9820-PARK	Finance Costs-Park Andrew	Lovric		100215	36.53	26.96	Labour	PR	GLTRX00089932
2200-9820-PARK	Finance Costs-Park Zohair	Qazi		100194	163.07	120.35	Labour	PR	GLTRX00089932
2200-9820-PARK	Finance Costs-Park Zohair	Qazi		100193	163.07	120.35	Labour	PR	GLTRX00089932
2200-9820-PARK	Finance Costs-Park Sandesh	Tanwani		100133	402.4	296.97	Labour	PR	GLTRX00089932
2200-9820-PARK	Finance Costs-Park Sandesh	Tanwani		100132	402.4	296.97	Labour	PR	GLTRX00089932
2200-9820-PARK	Finance Costs-Park Natlie	Aikens		99692	256.04	188.96	Labour	PR	GLTRX00089932
2200-9820-PARK	Finance Costs-Park Natlie	Aikens		99691	256.04	188.96	Labour	PR	GLTRX00089932
2200-9820-PARK	Finance Costs-Park Chantal	Van Staveren		99627	303.73	224.15	Labour	PR	GLTRX00089932
2200-9820-PARK	Finance Costs-Park Chantal	Van Staveren		99626	303.73	224.15	Labour	PR	GLTRX00089932
2200-9822-PARK	Treasury Costs-Par Vincent	Duff		102596	296.82	219.06	Labour	PR	GLTRX00089933
2200-9822-PARK	Treasury Costs-Par Vincent	Duff		102595	237.45	175.24	Labour	PR	GLTRX00089933
2200-9822-PARK	Treasury Costs-Par Shkelqim	Audiu		102345	86.29	63.68	Labour	PR	GLTRX00089933

2200-9822-PARK	Treasury Costs-Par Shkelqim	Audiu			102344	107.87	79.61	Labour	PR	GLTRX00089933
2200-9822-PARK	Treasury Costs-Par Shkelqim	Audiu			102343	86.29	63.68	Labour	PR	GLTRX00089933
2200-9822-PARK	Treasury Costs-Par Efrain	Stantrich			102198	189.23	139.65	Labour	PR	GLTRX00089933
2200-9822-PARK	Treasury Costs-Par Efrain	Stantrich			102197	75.69	55.86	Labour	PR	GLTRX00089933
2200-9822-PARK	Treasury Costs-Par Rami	Khadra			102081	215.5	159.04	Labour	PR	GLTRX00089933
2200-9822-PARK	Treasury Costs-Par Rami	Khadra			102080	172.4	127.23	Labour	PR	GLTRX00089933
2200-9822-PARK	Treasury Costs-Par Victoria	Hernandez			101198	84.97	62.71	Labour	PR	GLTRX00089933
2200-9822-PARK	Treasury Costs-Par Victoria	Hernandez			101197	67.97	50.16	Labour	PR	GLTRX00089933
2200-9822-PARK	Treasury Costs-Par Janet	Swei			101112	92.79	68.48	Labour	PR	GLTRX00089933
2200-9822-PARK	Treasury Costs-Par Janet	Swei			101111	92.79	68.48	Labour	PR	GLTRX00089933
2200-9822-PARK	Treasury Costs-Par Janet	Swei			101110	61.86	45.65	Labour	PR	GLTRX00089933
2200-9822-PARK	Treasury Costs-Par Janet	Swei			101109	30.93	22.83	Labour	PR	GLTRX00089933
2200-9822-PARK	Treasury Costs-Par Shkelqim	Audiu			100847	107.87	79.61	Labour	PR	GLTRX00089932
2200-9822-PARK	Treasury Costs-Par Efrain	Stantrich			100660	189.23	139.65	Labour	PR	GLTRX00089932
2200-9822-PARK	Treasury Costs-Par Efrain	Stantrich			100659	189.23	139.65	Labour	PR	GLTRX00089932
2200-9822-PARK	Treasury Costs-Par Rami	Khadra			100550	215.5	159.04	Labour	PR	GLTRX00089932
2200-9822-PARK	Treasury Costs-Par Rami	Khadra			100549	215.5	159.04	Labour	PR	GLTRX00089932
2200-9822-PARK	Treasury Costs-Par Victoria	Hernandez			99666	84.97	62.71	Labour	PR	GLTRX00089932
2200-9822-PARK	Treasury Costs-Par Victoria	Hernandez			99665	67.97	50.16	Labour	PR	GLTRX00089932
2200-9822-PARK	Treasury Costs-Par Janet	Swei			99579	92.79	68.48	Labour	PR	GLTRX00089932
2200-9822-PARK	Treasury Costs-Par Janet	Swei			99578	92.79	68.48	Labour	PR	GLTRX00089932
2200-9822-PARK	Treasury Costs-Par Janet	Swei			99577	61.86	45.65	Labour	PR	GLTRX00089932
2200-9822-PARK	Treasury Costs-Par Janet	Swei			99576	61.86	45.65	Labour	PR	GLTRX00089932
2200-9860-PARK	LABS Mgt Costs-Pa Kirsten	Olsen			100824	395.78	292.09	Labour	PR	GLTRX00089932
2200-9860-PARK	LABS Mgt Costs-Pa Kirsten	Olsen			100823	395.78	292.09	Labour	PR	GLTRX00089932
2200-9860-PARK	LABS Mgt Costs-Pa Kirsten	Olsen			100822	395.78	292.09	Labour	PR	GLTRX00089932
2200-9860-PARK	LABS Mgt Costs-Pa Kirsten	Olsen			100821	395.78	292.09	Labour	PR	GLTRX00089932
2200-9824-PARK	Inter Audit Costs-P Dan	Gilpin			101453	499.34	368.52	Labour	PR	GLTRX00089933
2200-9827-CBASIN	FPA Costs-Central I Adil	Mujeeb			101792	555.54	409.99	Labour	PR	GLTRX00089933
2200-9827-CBASIN	FPA Costs-Central I Adil	Mujeeb			101791	555.54	409.99	Labour	PR	GLTRX00089933
2200-9811-PARK	Payroll Costs-Park Water		2100GUALIF2	GUARDIAN-387411D1D5FMLA-G51' 517171 D0 JUL2020	1074480	2472.7	1,770.01	Medical Benefits - Active	PM	PMTRX0001347 JUL2020 ACCIDENT VOL CRIT
2200-9811-PARK	Payroll Costs-Park Water		2100GUALIF	GUARDIAN-387411D0 387411 D0 MAY2020	1074444	178.82	128.00	Medical Benefits - Active	PM	PMTRX0001347 MAY2020 DENTAL/VSP CLAIM
2200-9811-PARK	Payroll Costs-Park Water		2100GUALIF2	GUARDIAN-387411D1D5FMLA-G51' 387411 D1 JUL2020	1074426	10654.29	7,626.55	Medical Benefits - Active	PM	PMTRX0001347 JUL20 ACTIVE EE ADMIN&FM
2200-9860-PARK	LABS Mgt Costs-Park Water		2100GUALIF	GUARDIAN-387411D0 387411 D0 MAY2020	1074444	4628.93	3,313.48	Medical Benefits - Active	PM	PMTRX0001347 MAY2020 DENTAL/VSP CLAIM
2200-9810-PARK	HR Costs-Park Water		2100STAINS	STANDARD INSURANCE COMPANY 001636150003 JUL2020	98891	1035.65	764.32	Medical Benefits -Retirees	PM	PMTRX000135C POLICY#: 00 163615 0003
2200-9811-PARK	Payroll Costs-Park Water		2100GUALIF2	GUARDIAN-387411D1D5FMLA-G51' 387411 D5 JUL2020	1074427	27.94	20.00	Medical Benefits -Retirees	PM	PMTRX0001347 JUL20 RETIREE EE ADMIN FEE
2200-9811-PARK	Payroll Costs-Park Water		2100UNISTA	United States Treasury CHQREQ 071720	106445	510.77	376.95	Other	PM	PMTRX0001351 PARK RMRA FORM 720, EMP/
2200-9811-PARK	Payroll Costs-Park Water		2100VOYA	VOYA 140112	98864	2788.79	2,058.15	Other	PM	PMTRX000135C PLAN#: 8606710M
2200-9815-PARK	EH&S Costs-Park Water		2100CHAHYM	CHAD HYMAS COMMUNICATIONS II 6693	98848	207.91	153.44	Other	PM	PMTRX000135C 52 WEEKLY VIDEOS-VIRTUAL
2200-9811-PARK	Payroll Costs-Park Water		2100FEDEX	FEDERAL EXPRESS CANADA CORPOF 2-432-27110.1	106976	67.36	49.71	Postage/Courier	PM	PMTRX0001351 AC# 5599-0562-3
2200-9811-PARK	Payroll Costs-Park Water		2100FEDEX	FEDERAL EXPRESS CANADA CORPOF 2-430-28527.1	98534	69.56	51.34	Postage/Courier	PM	PMTRX0001345 AC# 5599-0562-3
2200-9820-PARK	Finance Costs-Park Water		2100FEDEX	FEDERAL EXPRESS CANADA CORPOF 2-432-27110.1	106976	51.91	38.31	Postage/Courier	PM	PMTRX0001351 AC# 5599-0562-3
2200-9820-PARK	Finance Costs-Park Water		2100FEDEX	FEDERAL EXPRESS CANADA CORPOF 2-430-28527.1	98534	75.26	55.54	Postage/Courier	PM	PMTRX0001345 AC# 5599-0562-3
								69,100.20		

Row Labels	Sum of USD Amount
2200-9800-PARK	182.81
Labour	182.81
2200-9810-PARK	187.79
Labour	187.79
2200-9811-PARK	1,314.41
Labour	1,314.41
2200-9812-PARK	1,442.91
Labour	1,442.91
2200-9815-PARK	1,276.69
Labour	1,276.69

Row Labels	Sum of USD Amount
2200-9800-PARK	28,618.12
Communications	12,074.80
2100ACTCON	17.21
29544719	17.21
2100CENLINK	12,057.59
120623339	11,280.66
120625056	271.80
120627328	28.36
120641190	204.03
1492140143	272.74

2200-9817-PARK	1,000.81
Labour	1,000.81
2200-9820-PARK	8,124.41
Labour	8,124.41
2200-9822-PARK	2,419.50
Labour	2,419.50
2200-9824-PARK	368.52
Labour	368.52
2200-9827-CBASIN	819.99
Labour	819.99
2200-9860-PARK	1,168.35
Labour	1,168.35
Grand Total	18,306.18

FX Rate 1.355

Total Pivots 69,100.20

Computer Supplies	16,100.00
2100SOFTCH-US	16,100.00
5420278	16,100.00
Data Centre Expense	443.33
2100DATGAR-US	443.33
B1-2050711	443.33
2200-9810-PARK	764.32
Medical Benefits -Retirees	764.32
2100STAINS	764.32
001636150003 JUL2020	764.32
2200-9811-PARK	12,080.71
Medical Benefits - Active	9,524.56
2100GUALIF	128.00
387411 D0 MAY2020	128.00
2100GUALIF2	9,396.56
387411 D1 JUL2020	7,626.55
517171 D0 JUL2020	1,770.01
Medical Benefits -Retirees	20.00
2100GUALIF2	20.00
387411 D5 JUL2020	20.00
Other	2,435.10
2100UNISTA	376.95
CHQREQ.071720	376.95
2100VOYA	2,058.15
140112	2,058.15
Postage/Courier	101.05
2100FEDEX	101.05
2-430-28527.1	51.34
2-432-27110.1	49.71
2200-9815-PARK	759.85
Computer Software	558.15
2100GENSOF	558.15
GS-1172-20200706-01	240.12
GS-1172-20200714-01	318.04
Consulting Fees	48.25
2100DRALL	48.25
5743/2020	48.25
Other	153.44
2100CHAHYM	153.44
6693	153.44
2200-9820-PARK	93.85
Postage/Courier	93.85
2100FEDEX	93.85
2-430-28527.1	55.54
2-432-27110.1	38.31
2200-9821-PARK	5,163.69
Insurance	5,163.69
2100AONBER	5,163.69
202002206.1	5,163.69
2200-9860-PARK	3,313.48
Medical Benefits - Active	3,313.48
2100GUALIF	3,313.48
387411 D0 MAY2020	3,313.48
Grand Total	50,794.02

200 LENLINK



PO Box 4918, Monroe, LA 71211-4918

ATTN: GURKIRPAL GILL
LIBERTY UTILITIES CANADA CORP
354 DAVIS RD
OAKVILLE ON L6J2X1
CANADA

Invoice

Page 1 of 21

Billing Account Number **87970334**
Invoice Number 120623339
Payment Due July 16, 2020
Invoice Date June 16, 2020

How to reach CenturyLink:
1-800-860-1020
care.inquiry@centurylink.com

Invoice of CenturyLink Communications, LLC.

Coming Soon: Manage Services Your Way via Control Center

Register for paperless billing, view and pay your invoice, manage repair tickets, check order status and much more.

Bill-At-A-Glance

Previous Statement Balance 11,079.92
Payment Received - Thank You! (11,079.92)
Credits/Adjustments 0.00
Balance 0.00

Current Charges 11,280.66

Total Amount Due USD 11,280.66

Thank you for choosing CenturyLink for your telecommunication needs. Should you have any questions about your invoice, contact our Billing Department at 1-800-860-1020. CenturyLink is committed to delivering a superior service experience and we look forward to doing business with you.

2200-9800-Park
6-7200-0000-0000

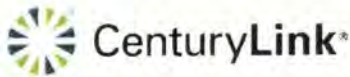
Ed Mohacsy
Ed Mohacsy Jun 20, 2020 14:13 EDT

RECEIVED
JUN 27 2020

News You Can Use

Welcome to your new invoice

We've made some exciting changes that will help you better manage your services with us. See the last pages of your invoice for more information about how and where your account details are presented in the new format. If you have any questions, please dial the number at the top of your invoice to contact the Customer Care team. At CenturyLink, we're dedicated to helping you transform the future of your digital business. We have a relentless commitment to improving your experience with us and appreciate that you chose us.



Remittance - We appreciate your business!

Name LIBERTY UTILITIES CANADA CORP
Billing Account Number 87970334
Invoice Number 120623339
Payment Due July 16, 2020

Total Amount Due USD 11,280.66

Pay your bill online at: www.centurylink.com/business/login

CenturyLink
PO Box 52187
Phoenix, AZ 85072-2187

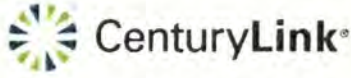
Amount Enclosed:

--	--	--	--	--	--	--	--	--	--

- Detach and enclose this portion with your payment
- Make check payable to CenturyLink
- Write the invoice number on the check
- Mail check to address noted in this Remittance section

012062333908797033421111000112806600011280661

200CENLINK



PO Box 4918, Monroe, LA 71211-4918

ATTN: GURKIRPAL GILL
LIBERTY UTILITIES
354 DAVIS ROAD
OAKVILLE ON L6J2X1
CANADA

Invoice Page 1 of 17
Billing Account Number **86091954**
Invoice Number 120625056
Payment Due July 16, 2020
Invoice Date June 16, 2020

How to reach CenturyLink:
1-800-860-1020
care.inquiry@centurylink.com

Invoice of CenturyLink Communications LLC

Entity	Expense
2200-9800-Water	\$356.50
2200-9800-Calpeco	\$314.09
2200-9800-Granite	\$250.07
2200-9800-Enorth	\$506.93
2200-9800-MIDGAS	\$344.41
2200-9800-MidWat	\$14.44
2200-9800-Arkan	\$80.30
2200-9800-Woodson	\$2.26
2200-9800-Georg	\$274.17
2200-9800-NEG	\$310.21
2200-9800-WHWATE	\$9.70
2200-9800-WHSewer	\$10.16
2200-9800-Park	\$271.80
2200-9800-Empire	\$1,986.10
Total	\$4,731.16

Bill-At-A-Glance

Previous Statement Balance	4,731.70
Payment Received - Thank You!	(4,731.70)
Credits/Adjustments	0.00
Balance	0.00

Current Charges **4,731.16**

Total Amount Due USD 4,731.16

Thank you for choosing CenturyLink for your telecommunication needs. Should you have any questions about your invoice, contact our Billing Department at 1-800-860-1020. CenturyLink is committed to delivering a superior service experience and we look forward to doing business with you.

Ed Mohacsy
Ed Mohacsy (June 22, 2020 14:02 EDT)

RECEIVED
JUN 25 2020

News You Can Use

Welcome to your new invoice

We've made some exciting changes that will help you better manage your services with us. See the last pages of your invoice for more information about how and where your account details are presented in the new format. If you have any questions, please dial the number at the top of your invoice to contact the Customer Care team. At CenturyLink, we're dedicated to helping you transform the future of your digital business. We have a relentless commitment to improving your experience with us and appreciate that you chose us.



Remittance - We appreciate your business!

Name LIBERTY UTILITIES
Billing Account Number 86091954
Invoice Number 120625056
Payment Due July 16, 2020

Total Amount Due USD 4,731.16

Pay your bill online at: www.centurylink.com/business/login

CenturyLink
PO Box 52187
Phoenix, AZ 85072-2187

Amount Enclosed

- Detach and enclose this portion with your payment
- Make check payable to CenturyLink
- Write the invoice number on the check
- Mail check to address noted in this Remittance section

012062505608609195401111000047311600004731161

200 CENTLINK



PO Box 4918, Monroe, LA 71211-4918

ATTN: GURKIRPAL GILL
LIBERTY UTILITIES CANADA CORP
354 DAVIS RD
OAKVILLE ON L6J2X1
CANADA

Invoice

Page 1 of 16

Billing Account Number **86969864**
Invoice Number 120627328
Payment Due July 16, 2020
Invoice Date June 16, 2020

How to reach CenturyLink:
1-800-860-1020
care.inquiry@centurylink.com

Invoice of CenturyLink Communications, LLC

Entity	Expense
2200-9800-Water	\$37.20
2200-9800-Calpeco	\$32.77
2200-9800-Granite	\$26.09
2200-9800-Enorth	\$52.89
2200-9800-MIDGAS	\$35.94
2200-9800-MidWat	\$15.51
2200-9800-Arkam	\$8.38
2200-9800-Woodson	\$0.24
2200-9800-Georg	\$28.61
2200-9800-NEG	\$32.37
2200-9800-WHWATER	\$1.02
2200-9800-WHSewer	\$1.06
2200-9800-Park	\$28.36
2200-9800-Empire	\$207.27
Total	\$493.70

Bill-At-A-Glance

Previous Statement Balance 335.96
Payment Received - Thank You! (335.96)
Credits/Adjustments 0.00
Balance 0.00

Current Charges 493.70

Total Amount Due USD 493.70

Thank you for choosing CenturyLink for your telecommunication needs. Should you have any questions about your invoice, contact our Billing Department at 1-800-860-1020. CenturyLink is committed to delivering a superior service experience and we look forward to doing business with you.

Ed Mohacsy
Ed Mohacsy / Jun 22, 2020 14:33 EDT

RECEIVED
JUN 22 2020

News You Can Use

Welcome to your new invoice

We've made some exciting changes that will help you better manage your services with us. See the last pages of your invoice for more information about how and where your account details are presented in the new format. If you have any questions, please dial the number at the top of your invoice to contact the Customer Care team. At CenturyLink, we're dedicated to helping you transform the future of your digital business. We have a relentless commitment to improving your experience with us and appreciate that you chose us.



Remittance - We appreciate your business!

Name LIBERTY UTILITIES CANADA CORP
Billing Account Number 86969864
Invoice Number 120627328
Payment Due July 16, 2020

Total Amount Due USD 493.70

Pay your bill online at: www.centurylink.com/business/login

CenturyLink
PO Box 52187
Phoenix, AZ 85072-2187

Amount Enclosed

Grid for amount enclosed: 10 columns, 1 row

- Detach and enclose this portion with your payment
- Make check payable to CenturyLink
- Write the invoice number on the check
- Mail check to address noted in this Remittance section

012062732808696986401111000004937000000493702



PO Box 4918, Monroe, LA 71211-4918

ATTN: GURKIPAL GILL
LIBERTY UTILITIES
354 DAVIS ROAD
OAKVILLE ON L62X1
CANADA

Invoice of CenturyLink Communications, LLC.

200CENLINK

Invoice

Page 1 of 23

Billing Account Number **86091974**
Invoice Number 120641190
Payment Due July 16, 2020
Invoice Date June 16, 2020

How to reach CenturyLink:
1-800-860-1020
care.inquiry@centurylink.com

Entry	Expense
2200-9800-Water	\$267.59
2200-9800-Calpeco	\$235.76
2200-9800-Granite	\$187.70
2200-9800-Enorth	\$380.50
2200-9800-MIDGAS	\$258.52
2200-9800-MidWat	\$10.84
2200-9800-Arkan	\$60.28
2200-9800-Woodson	\$1.70
2200-9800-Georg	\$205.80
2200-9800-NEG	\$232.85
2200-9800-WHWATER	\$7.36
2200-9800-WHSewer	\$7.64
2200-9800-Park	\$204.03
2200-9800-Empire	\$1,491.07
2100-9800-LABUS	\$17,831.94
2200-C-First	\$13,000.00
Total	\$34,383.57

Bill-At-A-Glance

Previous Statement Balance 40,025.52
Payment Received - Thank You! (40,025.52)
Credits/Adjustments 0.00
Balance 0.00

Current Charges 34,383.58

Total Amount Due USD 34,383.58

Thank you for choosing CenturyLink for your telecommunication needs. Should you have any questions about your invoice, contact our Billing Department at 1-800-860-1020. CenturyLink is committed to delivering a superior service experience and we look forward to doing business with you.

Ed Mohacsy
Ed.Mohacsy@centurylink.com

RECEIVED
JUN 22 2020

News You Can Use

Welcome to your new invoice

We've made some exciting changes that will help you better manage your services with us. See the last pages of your invoice for more information about how and where your account details are presented in the new format. If you have any questions, please dial the number at the top of your invoice to contact the Customer Care team. At CenturyLink, we're dedicated to helping you transform the future of your digital business. We have a relentless commitment to improving your experience with us and appreciate that you chose us.



Remittance - We appreciate your business!

Name LIBERTY UTILITIES
Billing Account Number 86091974
Invoice Number 120641190
Payment Due July 16, 2020

Total Amount Due USD 34,383.58

Pay your bill online at: www.centurylink.com/business/login

CenturyLink
PO Box 52187
Phoenix, AZ 85072-2187

Amount Enclosed

Grid for amount enclosed: 10 columns, 1 row

- Detach and enclose this portion with your payment
- Make check payable to CenturyLink
- Write the invoice number on the check
- Mail check to address noted in this Remittance section

012064119008609197421111000343835800034383584



LIBERTY UTILITIES CANADA ORP
 Account: 89243479
 Phone: 905-465-6784

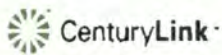
200CENLINK

May 19, 2020
 Invoice: 1492140143
 Billing Cycle: 650-33

Payment Summary

Previous Balance	23,180.79
Payment(s) Received - Thank You	-17,170.91
Balance Forward	6,009.88
Current Charges	
Current Gross Charges	4,689.48
Government Fees and Taxes	349.92
Other Fees & Monthly Charges	703.14
Current Net Charges	\$5,742.54
Amount Due	\$11,752.42

Please fold here, tear here, and return this portion with your payment.



To change your billing address call us at 800-860-1020

Ed Mohacsy
 Ed Mohacsy (Jun 22, 2020 14:37 EDT)

Invoice 1492140143
 Account 89243479
Amount Due \$11,752.42

Amount Paid: \$ _____

Payment Due for New Charges :
 June 18, 2020
 unless your contract states otherwise.

LIBERTY UTILITIES CANADA ORP
 ATTN: Gurkirpal Gill
 354 Davis Road, Suite 100
 Bronte On L6j2x1
 Canada
 Bronte, ON L6J2X-1

Please Send Payment to:

CENTURYLINK
Business Services
 PO BOX 52187
 PHOENIX, AZ 85072-2187

104

Entity	Expense
2200-9800-Water	\$357.69
2200-9800-Calpeco	\$315.14
2200-9800-Granite	\$250.91
2200-9800-Enorth	\$508.63
2200-9800-MIDGAS	\$345.57
2200-9800-MidWat	\$14.49
2200-9800-Arkan	\$80.57
2200-9800-Woodson	\$2.27
2200-9800-Georg	\$275.09
2200-9800-NEG	\$311.25
2200-9800-WHWATER	\$9.84
2200-9800-WHSewer	\$10.21
2200-9800-Park	\$272.74
2200-9800-Empire	\$1,993.14
2100-9800-LABUS	\$995
Total	\$5,742.73

az.
RECEIVED
 JUN 22 2020

WS Job Number	WS Job Name	First Name	Last Name	Vendor ID	Vendor Name	Document Number	Journal Entry	Transaction Amount	USD Amount	Cost Code Description
2200-9800-PARK	IT Costs -Park Water			2100CENLINK	CENTURYLINK - Box 521	161073314	148854	359.74	272.22	Communications
2200-9800-PARK	IT Costs -Park Water			2100CENLINK	CENTURYLINK - Box 521	161081090	148853	701.04	530.49	Communications
2200-9800-PARK	IT Costs -Park Water			2100CENLINK	CENTURYLINK - Box 521	161085403	148852	22.53	17.05	Communications
2200-9800-PARK	IT Costs -Park Water			2100CENLINK	CENTURYLINK - Box 521	161082281	148851	15966.84	12,082.36	Communications
2200-9800-PARK	IT Costs -Park Water			2100CENLINK	CENTURYLINK - Box 521	1494135102	148842	360.78	273.01	Communications
2200-9800-PARK	IT Costs -Park Water			2100CENLINK	CENTURYLINK - Box 521	151431690	148841	360.78	273.01	Communications
2200-9800-PARK	IT Costs -Park Water			2100ESRI	ESRI INC.	93895025	152266	33037.5	25,000.00	Computer Software
2200-9815-PARK	EH&S Costs-Park Water			2100GENSOF	GENSUITE LLC	GS-1172-20201030-01	150885	387.7	293.38	Computer Software
2200-9811-PARK	Payroll Costs-Park Water			2100MERCAN	Mercer (Canada) Limite	75794102	149753	69.41	52.52	Consulting Fees
2200-9800-PARK	IT Costs -Park Water			2100DATGAR-US	CENTURYLINK CANADA, B1-2080790		148840	619.27	468.61	Data Centre Expense
2200-9815-PARK	EH&S Costs-Park Water			2100APPVAL	APPLE VALLEY FIRE PRO PAYREQ	102720 APPLE	149915	1321.5	1,000.00	Donations/Contributions
2200-9821-PARK	Risk Mgt Costs-Park Water			2100AONREED	AON REED STENHOUSE	3450000472292.1	148676	6715.82	5,081.97	Insurance
2200-9800-PARK	IT Costs -Park Water	Edward	Mohacsy				155926	123.85	93.72	Labour
2200-9800-PARK	IT Costs -Park Water	Edward	Mohacsy				155925	185.78	140.58	Labour
2200-9800-PARK	IT Costs -Park Water	Edward	Mohacsy				154389	247.69	187.43	Labour
2200-9800-PARK	IT Costs -Park Water	Edward	Mohacsy				154388	247.69	187.43	Labour
2200-9800-PARK	IT Costs -Park Water	Garfield	Neufville				154125	99.45	75.26	Labour
2200-9800-PARK	IT Costs -Park Water	Garfield	Neufville				154124	99.45	75.26	Labour
2200-9800-PARK	IT Costs -Park Water	Garfield	Neufville				154123	99.45	75.26	Labour
2200-9800-PARK	IT Costs -Park Water	Garfield	Neufville				154122	99.45	75.26	Labour
2200-9811-PARK	Payroll Costs-Park Water	Danielle	Carter				156620	57.05	43.17	Labour
2200-9811-PARK	Payroll Costs-Park Water	Danielle	Carter				156619	57.05	43.17	Labour
2200-9811-PARK	Payroll Costs-Park Water	JEANETTE	SCOTT				155599	144.8	109.57	Labour
2200-9811-PARK	Payroll Costs-Park Water	JEANETTE	SCOTT				155598	173.75	131.48	Labour
2200-9811-PARK	Payroll Costs-Park Water	JEANETTE	SCOTT				155597	115.84	87.66	Labour
2200-9811-PARK	Payroll Costs-Park Water	JEANETTE	SCOTT				155596	115.84	87.66	Labour
2200-9811-PARK	Payroll Costs-Park Water	JEANETTE	SCOTT				154010	173.75	131.48	Labour
2200-9811-PARK	Payroll Costs-Park Water	JEANETTE	SCOTT				154009	115.84	87.66	Labour
2200-9812-PARK	Training Costs-Park Water	Dainna	Datchko				155746	248.49	188.04	Labour
2200-9812-PARK	Training Costs-Park Water	Dainna	Datchko				155745	248.49	188.04	Labour
2200-9812-PARK	Training Costs-Park Water	France	Poirier				155652	167.43	126.70	Labour
2200-9812-PARK	Training Costs-Park Water	France	Poirier				155651	167.43	126.70	Labour
2200-9812-PARK	Training Costs-Park Water	Carrie	Burd				154966	76.69	58.03	Labour
2200-9812-PARK	Training Costs-Park Water	Carrie	Burd				154965	191.72	145.08	Labour
2200-9812-PARK	Training Costs-Park Water	Dainna	Datchko				154195	248.49	188.04	Labour
2200-9812-PARK	Training Costs-Park Water	Dainna	Datchko				154194	248.49	188.04	Labour
2200-9812-PARK	Training Costs-Park Water	France	Poirier				154081	167.43	126.70	Labour
2200-9812-PARK	Training Costs-Park Water	France	Poirier				154080	167.43	126.70	Labour
2200-9815-PARK	EH&S Costs-Park Water	Gary	Sommer				156088	199.3	150.81	Labour
2200-9815-PARK	EH&S Costs-Park Water	Gary	Sommer				156087	159.44	120.65	Labour
2200-9815-PARK	EH&S Costs-Park Water	ESTER	DI GIOVANNI				155900	272.66	206.33	Labour
2200-9815-PARK	EH&S Costs-Park Water	ESTER	DI GIOVANNI				155899	272.66	206.33	Labour
2200-9815-PARK	EH&S Costs-Park Water	Gary	Sommer				154528	199.3	150.81	Labour
2200-9815-PARK	EH&S Costs-Park Water	Gary	Sommer				154527	199.3	150.81	Labour
2200-9815-PARK	EH&S Costs-Park Water	ESTER	DI GIOVANNI				154362	218.12	165.05	Labour

2200-9815-PARK	EH&S Costs-Park Water	ESTER	DI GIOVANNI	154361	272.66	206.33	Labour
2200-9817-PARK	Communications -Park V	Stipe	Maglica	156911	148.41	112.30	Labour
2200-9817-PARK	Communications -Park V	Stipe	Maglica	156910	148.41	112.30	Labour
2200-9817-PARK	Communications -Park V	Amanda	Dillon	156055	138.53	104.83	Labour
2200-9817-PARK	Communications -Park V	Amanda	Dillon	156054	138.53	104.83	Labour
2200-9817-PARK	Communications -Park V	Sarah	Aspinall	155860	162.55	123.00	Labour
2200-9817-PARK	Communications -Park V	Sarah	Aspinall	155859	162.55	123.00	Labour
2200-9817-PARK	Communications -Park V	Stipe	Maglica	155352	148.41	112.30	Labour
2200-9817-PARK	Communications -Park V	Stipe	Maglica	155351	148.41	112.30	Labour
2200-9817-PARK	Communications -Park V	Amanda	Dillon	154496	138.53	104.83	Labour
2200-9817-PARK	Communications -Park V	Amanda	Dillon	154495	138.53	104.83	Labour
2200-9817-PARK	Communications -Park V	Sarah	Aspinall	154317	162.55	123.00	Labour
2200-9820-PARK	Finance Costs-Park Water	Hardeep	Aulakh	157023	413.44	312.86	Labour
2200-9820-PARK	Finance Costs-Park Water	Hardeep	Aulakh	157022	413.44	312.86	Labour
2200-9820-PARK	Finance Costs-Park Water	Fayaz	Bawa	156876	121.57	91.99	Labour
2200-9820-PARK	Finance Costs-Park Water	Fayaz	Bawa	156875	91.18	69.00	Labour
2200-9820-PARK	Finance Costs-Park Water	Fayaz	Bawa	156874	30.4	23.00	Labour
2200-9820-PARK	Finance Costs-Park Water	Chris	Lee	156655	73.5	55.62	Labour
2200-9820-PARK	Finance Costs-Park Water	Chris	Lee	156654	58.8	44.49	Labour
2200-9820-PARK	Finance Costs-Park Water	Chris	Lee	156653	14.7	11.12	Labour
2200-9820-PARK	Finance Costs-Park Water	Suliat	Fusigboye	156507	218.78	165.55	Labour
2200-9820-PARK	Finance Costs-Park Water	Suliat	Fusigboye	156506	218.78	165.55	Labour
2200-9820-PARK	Finance Costs-Park Water	Hui Quing	Han	156469	133.36	100.92	Labour
2200-9820-PARK	Finance Costs-Park Water	Hui Quing	Han	156468	200.04	151.37	Labour
2200-9820-PARK	Finance Costs-Park Water	Hui Quing	Han	156467	333.4	252.29	Labour
2200-9820-PARK	Finance Costs-Park Water	Hui Quing	Han	156466	333.4	252.29	Labour
2200-9820-PARK	Finance Costs-Park Water	Hui Quing	Han	156465	266.72	201.83	Labour
2200-9820-PARK	Finance Costs-Park Water	Dalia	Beshay	156315	85.01	64.33	Labour
2200-9820-PARK	Finance Costs-Park Water	Dalia	Beshay	156314	85.01	64.33	Labour
2200-9820-PARK	Finance Costs-Park Water	Andrew	Lovric	156246	36.53	27.64	Labour
2200-9820-PARK	Finance Costs-Park Water	Andrew	Lovric	156245	36.53	27.64	Labour
2200-9820-PARK	Finance Costs-Park Water	Zohair	Qazi	156199	177.72	134.48	Labour
2200-9820-PARK	Finance Costs-Park Water	Zohair	Qazi	156198	177.72	134.48	Labour
2200-9820-PARK	Finance Costs-Park Water	Chantal	Van Staveren	155577	303.73	229.84	Labour
2200-9820-PARK	Finance Costs-Park Water	Chantal	Van Staveren	155576	303.73	229.84	Labour
2200-9820-PARK	Finance Costs-Park Water	Hardeep	Aulakh	155434	413.44	312.86	Labour
2200-9820-PARK	Finance Costs-Park Water	Hardeep	Aulakh	155433	413.44	312.86	Labour
2200-9820-PARK	Finance Costs-Park Water	Fayaz	Bawa	155320	91.18	69.00	Labour
2200-9820-PARK	Finance Costs-Park Water	Fayaz	Bawa	155319	30.4	23.00	Labour
2200-9820-PARK	Finance Costs-Park Water	Fayaz	Bawa	155318	121.57	91.99	Labour
2200-9820-PARK	Finance Costs-Park Water	Chitra	Badrinarayanan	155120	285.24	215.85	Labour
2200-9820-PARK	Finance Costs-Park Water	Chitra	Badrinarayanan	155119	285.24	215.85	Labour
2200-9820-PARK	Finance Costs-Park Water	Chris	Lee	155077	73.5	55.62	Labour
2200-9820-PARK	Finance Costs-Park Water	Chris	Lee	155076	73.5	55.62	Labour
2200-9820-PARK	Finance Costs-Park Water	Suliat	Fusigboye	154901	131.27	99.33	Labour
2200-9820-PARK	Finance Costs-Park Water	Suliat	Fusigboye	154900	218.78	165.55	Labour

2200-9820-PARK	Finance Costs-Park Wat	Dalia	Beshay	154751	85.01	64.33	Labour
2200-9820-PARK	Finance Costs-Park Wat	Dalia	Beshay	154750	85.01	64.33	Labour
2200-9820-PARK	Finance Costs-Park Wat	Andrew	Lovric	154696	36.53	27.64	Labour
2200-9820-PARK	Finance Costs-Park Wat	Andrew	Lovric	154695	36.53	27.64	Labour
2200-9820-PARK	Finance Costs-Park Wat	Zohair	Qazi	154628	177.72	134.48	Labour
2200-9820-PARK	Finance Costs-Park Wat	Zohair	Qazi	154627	177.72	134.48	Labour
2200-9820-PARK	Finance Costs-Park Wat	Fraser	McNamee	154140	1002.3	758.46	Labour
2200-9820-PARK	Finance Costs-Park Wat	Natie	Aikens	154055	256.04	193.75	Labour
2200-9820-PARK	Finance Costs-Park Wat	Natie	Aikens	154054	256.04	193.75	Labour
2200-9820-PARK	Finance Costs-Park Wat	Chantal	Van Staveren	153996	303.73	229.84	Labour
2200-9822-PARK	Treasury Costs-Park Wa	Vincent	Duff	157055	296.82	224.61	Labour
2200-9822-PARK	Treasury Costs-Park Wa	Vincent	Duff	157054	296.82	224.61	Labour
2200-9822-PARK	Treasury Costs-Park Wa	Shkelqim	Avdiu	156805	107.87	81.63	Labour
2200-9822-PARK	Treasury Costs-Park Wa	Shkelqim	Avdiu	156804	107.87	81.63	Labour
2200-9822-PARK	Treasury Costs-Park Wa	Efrain	Santrich	156679	189.23	143.19	Labour
2200-9822-PARK	Treasury Costs-Park Wa	Efrain	Santrich	156678	189.23	143.19	Labour
2200-9822-PARK	Treasury Costs-Park Wa	Rami	Khadra	156580	215.5	163.07	Labour
2200-9822-PARK	Treasury Costs-Park Wa	Rami	Khadra	156579	172.4	130.46	Labour
2200-9822-PARK	Treasury Costs-Park Wa	Michael	Mosindy	155952	195.19	147.70	Labour
2200-9822-PARK	Treasury Costs-Park Wa	Michael	Mosindy	155951	195.19	147.70	Labour
2200-9822-PARK	Treasury Costs-Park Wa	Victoria	Hernandez	155627	67.97	51.43	Labour
2200-9822-PARK	Treasury Costs-Park Wa	Victoria	Hernandez	155626	84.97	64.30	Labour
2200-9822-PARK	Treasury Costs-Park Wa	Vincent	Duff	155466	296.82	224.61	Labour
2200-9822-PARK	Treasury Costs-Park Wa	Vincent	Duff	155465	296.82	224.61	Labour
2200-9822-PARK	Treasury Costs-Park Wa	Shkelqim	Avdiu	155258	107.87	81.63	Labour
2200-9822-PARK	Treasury Costs-Park Wa	Shkelqim	Avdiu	155257	107.87	81.63	Labour
2200-9822-PARK	Treasury Costs-Park Wa	Efrain	Santrich	155090	189.23	143.19	Labour
2200-9822-PARK	Treasury Costs-Park Wa	Rami	Khadra	155003	215.5	163.07	Labour
2200-9822-PARK	Treasury Costs-Park Wa	Rami	Khadra	155002	215.5	163.07	Labour
2200-9822-PARK	Treasury Costs-Park Wa	Michael	Mosindy	154403	195.19	147.70	Labour
2200-9822-PARK	Treasury Costs-Park Wa	Victoria	Hernandez	154034	84.97	64.30	Labour
2200-9822-PARK	Treasury Costs-Park Wa	Victoria	Hernandez	154033	50.98	38.58	Labour
2200-9822-PARK	Treasury Costs-Park Wa	Janet	Swei	153945	92.79	70.22	Labour
2200-9822-PARK	Treasury Costs-Park Wa	Janet	Swei	153944	92.79	70.22	Labour
2200-9822-PARK	Treasury Costs-Park Wa	Janet	Swei	153943	61.86	46.81	Labour
2200-9822-PARK	Treasury Costs-Park Wa	Janet	Swei	153942	61.86	46.81	Labour
2200-9860-PARK	LABS Mgt Costs-Park W	Kirsten	Olsen	156777	395.78	299.49	Labour
2200-9860-PARK	LABS Mgt Costs-Park W	Kirsten	Olsen	156776	395.78	299.49	Labour
2200-9860-PARK	LABS Mgt Costs-Park W	Kirsten	Olsen	155230	395.78	299.49	Labour
2200-9860-PARK	LABS Mgt Costs-Park W	Kirsten	Olsen	155229	395.78	299.49	Labour
2200-TARIFFSHARK	TariffShark	Christopher	Eacrett	156986	190.81	144.39	Labour
2200-TARIFFSHARK	TariffShark	Christopher	Eacrett	156985	190.81	144.39	Labour
2200-TARIFFSHARK	TariffShark	Christopher	Eacrett	156984	95.4	72.19	Labour
2200-TARIFFSHARK	TariffShark	Biju	Varghese	155816	79.73	60.33	Labour
2200-TARIFFSHARK	TariffShark	Alison	McGregor	155803	297.15	224.86	Labour
2200-TARIFFSHARK	TariffShark	Alison	McGregor	155802	445.72	337.28	Labour

2200-TARIFFSHARK	TariffShark	Christopher	Eacrett			155402	190.81	144.39	Labour
2200-TARIFFSHARK	TariffShark	Christopher	Eacrett			155401	95.4	72.19	Labour
2200-TARIFFSHARK	TariffShark	Alison	McGregor			154256	49.52	37.47	Labour
2200-9801-PARK	Business IT Costs-Park W	Alison	McGregor			155781	49.52	37.47	Labour
2200-9801-PARK	Business IT Costs-Park W	Alison	McGregor			154231	49.52	37.47	Labour
2200-9801-PARK	Business IT Costs-Park W	Alison	McGregor			154230	49.52	37.47	Labour
2200-9824-PARK	Inter Audit Costs-Park W	Dan	Gilpin			154335	83.23	62.98	Labour
2200-9827-PARK	FPA Costs-Park Water	Dario	Neimarlija			156821	961.14	727.31	Labour
2200-9827-PARK	FPA Costs-Park Water	Dario	Neimarlija			156820	961.14	727.31	Labour
2200-9811-PARK	Payroll Costs-Park Water		2100HUSBLA	HUSCH BLACKWELL LLP	2896239	148696	776.6	587.67	Legal
2200-9811-PARK	Payroll Costs-Park Water		2100HUSBLA	HUSCH BLACKWELL LLP	2873763	148693	546.28	413.38	Legal
2200-9811-PARK	Payroll Costs-Park Water		2100HUSBLA	HUSCH BLACKWELL LLP	2885229	148692	409.68	310.01	Legal
2200-9811-PARK	Payroll Costs-Park Water		2100HUSBLA	HUSCH BLACKWELL LLP	2907702	148691	1853.02	1,402.21	Legal
2200-9811-PARK	Payroll Costs-Park Water		2100GUALIF2	GUARDIAN-387411D1D 387411 D1 NOV2020		150925	8929.39	6,757.01	Medical Benefits - Active
2200-9811-PARK	Payroll Costs-Park Water		2100GUALIF2	GUARDIAN-387411D1D 517171 D0 NOV2020		150924	1989.07	1,505.16	Medical Benefits - Active
2200-9860-PARK	LABS Mgt Costs-Park Water		2100GUALIF	GUARDIAN-387411D0 387411 D0 SEP2020		148732	3353.14	2,537.37	Medical Benefits - Active
2200-9811-PARK	Payroll Costs-Park Water		2100GUALIF2	GUARDIAN-387411D1D 387411 D5 NOV2020		150926	26.43	20.00	Medical Benefits -Retirees
2200-9810-PARK	HR Costs-Park Water		2100STAINS	STANDARD INSURANCE 001636150003 NOV2020		149764	912.1	690.20	Medical Benefits -Retirees
2200-9800-PARK	IT Costs -Park Water			Reclass 2100ALTIVLP --1:		149274	15296	11,574.73	Other
2200-9811-PARK	Payroll Costs-Park Water		2100PICCHA-US\$	PICKETT, CHANEY & Mc	9336	148731	1962.96	1,485.40	Other
2200-9811-PARK	Payroll Costs-Park Water		2100PICCHA-US\$	PICKETT, CHANEY & Mc	9344	148730	4946.72	3,743.26	Other
2200-9811-PARK	Payroll Costs-Park Water		2100VOYA	VOYA	149115	152250	3874.78	2,932.11	Other
2200-9811-PARK	Payroll Costs-Park Water		2100CERCAN	CERIDIAN CANADA LTD. IN450805		150918	606.82	459.19	Other
2200-9812-PARK	Training Costs-Park Water		2100PESES	OPENSESAME INC SI-7867		152286	401.25	303.63	Other
2200-9815-PARK	EH&S Costs-Park Water		2100JKELL	J.J. Keller & Associates I	9105397724	152229	737.2	557.85	Other
2200-TARIFFSHARK	TariffShark		2100SISYSP	SI SYSTEMS PARTNERS- C617647		148831	395	298.90	Other
2200-9811-PARK	Payroll Costs-Park Water		2100FEDEX	FEDERAL EXPRESS CAN/ 2-446-45896.1		151139	67.82	51.32	Postage/Courier
2200-9811-PARK	Payroll Costs-Park Water		2100FEDEX	FEDERAL EXPRESS CAN/ 2-444-65885.1		149905	66.94	50.65	Postage/Courier
2200-9815-PARK	EH&S Costs-Park Water		2100SMISYS	SMITH SYSTEM DRIVER 202010-24786		148733	248.03	187.69	Seminars & Courses
									100,706.12

Row Labels	Sum of USD Amount
2200-9800-PARK	910.19
Labour	910.19
2200-9801-PARK	112.42
Labour	112.42
2200-9811-PARK	721.85
Labour	721.85
2200-9812-PARK	1,462.04
Labour	1,462.04
2200-9815-PARK	1,357.12
Labour	1,357.12
2200-9817-PARK	1,237.54
Labour	1,237.54
2200-9820-PARK	6,569.56
Labour	6,569.56

Row Labels	Sum of USD Amount
2200-9800-PARK	50,491.47
Communications	13,448.13
2100CENLINK	13,448.13
151431690	273.01
161073314	272.22
161081090	530.49
161082281	12,082.36
161085403	17.05
1494135102	273.01
Computer Software	25,000.00
2100ESRI	25,000.00
93895025	25,000.00
Data Centre Expense	468.61
2100DATGAR-US	468.61

2200-9822-PARK	3,169.97
Labour	3,169.97
2200-9824-PARK	62.98
Labour	62.98
2200-9827-PARK	1,454.62
Labour	1,454.62
2200-9860-PARK	1,197.97
Labour	1,197.97
2200-TARIFFSHARK	1,237.50
Labour	1,237.50
Grand Total	19,493.76

Total Pivots
100,706.12

B1-2080790	468.61
Other	11,574.73
(blank)	11,574.73
Reclass 2100ALTVLP --11733	11,574.73
2200-9810-PARK	690.20
Medical Benefits -Retirees	690.20
2100STAINS	690.20
001636150003 NOV2020	690.20
2200-9811-PARK	19,769.90
Consulting Fees	52.52
2100MERCAN	52.52 no backup
75794102	52.52
Legal	2,713.27
2100HUSBLA	2,713.27
2873763	413.38
2885229	310.01 no backup
2896239	587.67
2907702	1,402.21 no backup
Medical Benefits - Active	8,262.17
2100GUALIF2	8,262.17
387411 D1 NOV2020	6,757.01
517171 D0 NOV2020	1,505.16
Medical Benefits -Retirees	20.00
2100GUALIF2	20.00
387411 D5 NOV2020	20.00
Other	8,619.96
2100CERCAN	459.19
IN450805	459.19
2100PICCHA-US\$	5,228.66
9336	1,485.40
9344	3,743.26
2100VOYA	2,932.11
149115	2,932.11
Postage/Courier	101.98
2100FEDEX	101.98
2-444-65885.1	50.65
2-446-45896.1	51.32
2200-9812-PARK	303.63
Other	303.63
2100PESES	303.63
SI-7867	303.63
2200-9815-PARK	2,038.92
Computer Software	293.38
2100GENSOF	293.38
GS-1172-20201030-01	293.38
Donations/Contributions	1,000.00

2100APPVAL	1,000.00	
PAYREQ 102720 APPLE	1,000.00	Donation
Other	557.85	
2100JKELL	557.85	AVR 297.85 PW 260
9105397724	557.85	
Seminars & Courses	187.69	
2100SMISYS	187.69	
202010-24786	187.69	
2200-9821-PARK	5,081.97	
Insurance	5,081.97	
2100AONREED	5,081.97	
3450000472292.1	5,081.97	
2200-9860-PARK	2,537.37	
Medical Benefits - Active	2,537.37	
2100GUALIF	2,537.37	
387411 D0 SEP2020	2,537.37	
2200-TARIFFSHARK	298.90	
Other	298.90	
2100SISYSP	298.90	
C617647	298.90	
Grand Total	81,212.36	



PO Box 4918, Monroe, LA 71211-4918

ATTN: GURKIRPAL GILL
LIBERTY UTILITIES CANADA ORP
354 DAVIS RD
OAKVILLE ON L6J2X1
CANADA

2500CENLINK

Invoice

Billing Account Number **89243479**
Invoice Number 151431690
Payment Due October 20, 2020
Invoice Date September 20, 2020

How to reach CenturyLink:
1-800-860-1020
care.inquiry@centurylink.com

Invoice of CenturyLink Communications, LLC.

Entity	Expense
2200-9800-Water	\$357.69
2200-9800-Calpeco	\$315.14
2200-9800-Granite	\$250.91
2200-9800-Enorth	\$508.63
2200-9800-MIDGAS	\$345.57
2200-9800-MidWat	\$14.49
2200-9800-Arkan	\$80.57
2200-9800-Woodson	\$2.27
2200-9800-Georg	\$275.09
2200-9800-NEG	\$311.25
2200-9800-WHWATER	\$9.84
2200-9800-WHSewer	\$10.21
2200-9800-Park	\$272.74
2200-9800-Empire	\$2,086.21
2100-9800-LABUS	\$1,179
Total	\$6,020.00

Bill-At-A-Glance

Previous Statement Balance 17,380.75
Payment Received - Thank You! (5,835.80)
Credits/Adjustments 0.00
Amount Past Due 11,544.95

Current Charges **6,020.00**

Total Amount Due USD 17,564.95

Your invoice reflects an amount past due. If you have not already done so, please pay **total amount due** in accordance with your payment terms.

APPROVED
ED MOHACSY
Director, IT Infrastructure
Date: 09/21/20
Signature: [Handwritten Signature]

News You Can Use

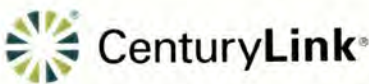
Welcome to your new invoice

If you have any questions, please dial the number at the top of your invoice to contact the Customer Care team. At CenturyLink, we're dedicated to helping you transform the future of your digital business. We have a relentless commitment to improving your experience with us and appreciate that you chose us.

Billing file has 273.01

diff .27

Prior Month FX Rate used



RECEIVED

Remittance - We appreciate your business!

Name LIBERTY UTILITIES CANADA ORP
Billing Account Number 89243479
Invoice Number 151431690
Payment Due **October 20, 2020**

Total Amount Due USD 17,564.95

Pay your bill online at: www.centurylink.com/business/login

CenturyLink
PO Box 52187
Phoenix, AZ 85072-2187

Amount Enclosed:

Grid for amount enclosed: 10 columns, 1 row

- Detach and enclose this portion with your payment
- Make check payable to CenturyLink
- Write the invoice number on the check
- Mail check to address noted in this Remittance section

01514316900892434792111000060200000017564954



PO Box 4918, Monroe, LA 71211-4918

ATTN: GURKIRPAL GILL
LIBERTY UTILITIES
354 DAVIS ROAD
OAKVILLE ON L6J2X1
CANADA

Invoice

Billing Account Number **86091954**
Invoice Number 161073314
Payment Due November 15, 2020
Invoice Date October 16, 2020

2000 CENLINK

How to reach CenturyLink:
1-800-860-1020
care.inquiry@centurylink.com

Invoice of CenturyLink Communications, LLC.

Entity	Expense
2200-9800-Water	\$356.66
2200-9800-Calpeco	\$314.23
2200-9800-Granite	\$250.18
2200-9800-Enorth	\$507.16
2200-9800-MIDGAS	\$344.57
2200-9800-MidWat	\$14.45
2200-9800-Arkan	\$80.34
2200-9800-Woodson	\$2.26
2200-9800-Georg	\$274.30
2200-9800-NEG	\$310.35
2200-9800-WHWATE	\$9.81
2200-9800-WHSewer	\$10.18
2200-9800-Park	\$271.95
2200-9800-Empire	\$1,987.37
Total	\$4,733.80

Bill-At-A-Glance

Previous Statement Balance	4,731.43
Payment Received - Thank You!	(4,731.43)
Credits/Adjustments	0.00
Balance	0.00
Current Charges	4,733.80
Total Amount Due	USD 4,733.80

APPROVED
ED MOHACSY
Director, IT Infrastructure
Date: Oct 21/20
Signature: *[Handwritten Signature]*

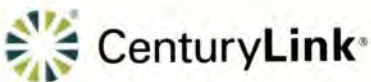
News You Can Use

Welcome to your new invoice

If you have any questions, please dial the number at the top of your invoice to contact the Customer Care team. At CenturyLink, we're dedicated to helping you transform the future of your digital business. We have a relentless commitment to improving your experience with us and appreciate that you chose us.

Billing file has 272.22 diff .27

Prior Month FX rate used



ok
RECEIVED

Remittance - We appreciate your business!

Name LIBERTY UTILITIES
Billing Account Number 86091954
Invoice Number 161073314
Payment Due November 15, 2020

Total Amount Due USD 4,733.80

Pay your bill online at: www.centurylink.com/business/login

CenturyLink
PO Box 52187
Phoenix, AZ 85072-2187

Amount Enclosed:

Grid for amount enclosed: 10 columns, 1 row

- Detach and enclose this portion with your payment
- Make check payable to CenturyLink
- Write the invoice number on the check
- Mail check to address noted in this Remittance section

016107331408609195401111000047338000004733802



PO Box 4918, Monroe, LA 71211-4918

ATTN: GURKIPAL GILL
LIBERTY UTILITIES
354 DAVIS ROAD
OAKVILLE ON L62X1
CANADA

2100CENTLINK

Invoice

Billing Account Number **86091974**
Invoice Number 161081090
Payment Due November 15, 2020
Invoice Date October 16, 2020

How to reach CenturyLink:
1-800-860-1020
care.inquiry@centurylink.com

Invoice of CenturyLink Communications, LLC.

Entity	Expense
2200-9800-Water	\$695.06
2200-9800-Calpeco	\$612.37
2200-9800-Granite	\$487.56
2200-9800-Enorth	\$988.35
2200-9800-MIDGAS	\$671.49
2200-9800-MidWat	\$28.16
2200-9800-Arkan	\$156.56
2200-9800-Woodson	\$4.41
2200-9800-Georg	\$534.55
2200-9800-NEG	\$604.81
2200-9800-WHWATER	\$19.11
2200-9800-WHSewer	\$19.85
2200-9800-Park	\$529.97
2200-9800-Empire	\$3,873.00
Liberty Power	\$0.00
2100-9800-LABUS	\$12,536.41
2200-C-First	\$8,500.00
Total	\$30,261.66

Bill-At-A-Glance

Previous Statement Balance	31,358.34
Payment Received - Thank You!	(31,358.34)
Credits/Adjustments	0.00
Balance	0.00
Current Charges	30,261.66
Total Amount Due USD	30,261.66

Billing file has 530.49
diff .52
Prior month FX rate
used

APPROVED
ED MOHACSY
Director of Infrastructure
Date: 10/21/20
Signature: [Handwritten Signature]

News You Can Use

Welcome to your new invoice

If you have any questions, please dial the number at the top of your invoice to contact the Customer Care team. At CenturyLink, we're dedicated to helping you transform the future of your digital business. We have a relentless commitment to improving your experience with us and appreciate that you chose us.



AK RECEIVED

Remittance - We appreciate your business!

Name LIBERTY UTILITIES
Billing Account Number 86091974
Invoice Number 161081090
Payment Due **November 15, 2020**

Total Amount Due USD 30,261.66

Pay your bill online at: www.centurylink.com/business/login

CenturyLink
PO Box 52187
Phoenix, AZ 85072-2187

Amount Enclosed:

Grid for amount enclosed: 10 columns, 1 row

- Detach and enclose this portion with your payment
- Make check payable to CenturyLink
- Write the invoice number on the check
- Mail check to address noted in this Remittance section

01610810900860919742111000302616600030261664



PO Box 4918, Monroe, LA 71211-4918

ATTN: GURKIRPAL GILL
LIBERTY UTILITIES CANADA CORP
354 DAVIS RD
OAKVILLE ON L6J2X1
CANADA

2000 CENLINK

Invoice

Billing Account Number **87970334**
Invoice Number 161082281
Payment Due November 15, 2020
Invoice Date October 16, 2020

How to reach CenturyLink:
1-800-860-1020
care.inquiry@centurylink.com

Invoice of CenturyLink Communications, LLC.

Manage Services Your Way via Control Center

Register for paperless billing, view and pay your invoice, manage repair tickets, check order status and much more.

Bill-At-A-Glance

Previous Statement Balance 11,799.60
Payment Received - Thank You! (11,799.60)
Credits/Adjustments 0.00
Balance 0.00

Billing file has 12,082.36

diff 11.87

Prior month FX rate used

Current Charges **12,070.49**

Total Amount Due USD 12,070.49

2200-9800-Park
6-7200-0000-0000

APPROVED
ED MOHACSY
Director, IT Infrastructure
Date: 10/21/20
Signature: [Handwritten Signature]

News You Can Use

Welcome to your new invoice

If you have any questions, please dial the number at the top of your invoice to contact the Customer Care team. At CenturyLink, we're dedicated to helping you transform the future of your digital business. We have a relentless commitment to improving your experience with us and appreciate that you chose us.



RECEIVED

Remittance - We appreciate your business!

Name LIBERTY UTILITIES CANADA CORP
Billing Account Number 87970334
Invoice Number 161082281
Payment Due **November 15, 2020**

Total Amount Due USD 12,070.49

Pay your bill online at: www.centurylink.com/business/login

CenturyLink
PO Box 52187
Phoenix, AZ 85072-2187

Amount Enclosed:

--	--	--	--	--	--	--	--	--	--

- Detach and enclose this portion with your payment
- Make check payable to CenturyLink
- Write the invoice number on the check
- Mail check to address noted in this Remittance section

016108228108797033421111000120704900012070497



PO Box 4918, Monroe, LA 71211-4918

ATTN: GURKIRPAL GILL
LIBERTY UTILITIES CANADA CORP
354 DAVIS RD
OAKVILLE ON L6J2X1
CANADA

Invoice of CenturyLink Communications, LLC.

Invoice

Billing Account Number **86969864**
Invoice Number 161085403
Payment Due November 15, 2020
Invoice Date October 16, 2020

200CENLINK

How to reach CenturyLink:
1-800-860-1020
care.inquiry@centurylink.com

Entity	Expense
2200-9800-Water	\$22.34
2200-9800-Calpeco	\$19.68
2200-9800-Granite	\$15.67
2200-9800-Enorth	\$31.77
2200-9800-MIDGAS	\$21.58
2200-9800-MidWat	\$0.91
2200-9800-Arkan	\$5.03
2200-9800-Woodson	\$0.14
2200-9800-Georg	\$17.18
2200-9800-NEG	\$19.44
2200-9800-WHWATER	\$0.61
2200-9800-WHSewer	\$0.64
2200-9800-Park	\$17.03
2200-9800-Empire	\$124.49
Total	\$296.53

Billing file has 17.05 diff .02

Bill-At-A-Glance

Previous Statement Balance 282.36
Payment Received - Thank You! (282.36)
Credits/Adjustments 0.00
Balance 0.00

Current Charges 296.53
Total Amount Due USD 296.53

APPROVED
ED MOHAGSY
Director, IT Infrastructure
Date: 10/21/20
Signature: *[Handwritten Signature]*

News You Can Use

Welcome to your new invoice

If you have any questions, please dial the number at the top of your invoice to contact the Customer Care team. At CenturyLink, we're dedicated to helping you transform the future of your digital business. We have a relentless commitment to improving your experience with us and appreciate that you chose us.



h L.
RECEIVED

Remittance - We appreciate your business!

Name LIBERTY UTILITIES CANADA CORP
Billing Account Number 86969864
Invoice Number 161085403
Payment Due **November 15, 2020**

Total Amount Due USD 296.53

Pay your bill online at: www.centurylink.com/business/login

CenturyLink
PO Box 52187
Phoenix, AZ 85072-2187

Amount Enclosed:

- Detach and enclose this portion with your payment
- Make check payable to CenturyLink
- Write the invoice number on the check
- Mail check to address noted in this Remittance section

016108540308696986401111000002965300000296533

LIBERTY UTILITIES CANADA ORP

Account: 89243479
 Phone: 905-465-6784

2500CENLINK

June 19, 2020
 Invoice: 1494135102
 Billing Cycle: 650-34

Payment Summary

Previous Balance	11,752.42
Payment(s) Received - Thank You	-6,009.88
Balance Forward	5,742.54
Current Charges	
Current Gross Charges	4,954.06
Government Fees and Taxes	368.96
Other Fees & Monthly Charges	727.55
Current Net Charges	\$6,050.57

Amount Due **\$11,793.11**

Please fold here, tear here, and return this portion with your payment.



CenturyLink

To change your billing address call us at 800-860-1020

Invoice 1494135102
 Account 89243479
Amount Due \$11,793.11

Amount Paid: \$ _____

Payment Due for New Charges :
 July 19, 2020
 unless your contract states otherwise.

LIBERTY UTILITIES CANADA ORP
 ATTN: Gurkirpal Gill
 354 Davis Road, Suite 100
 Bronte On L6j2x1
 Canada
 Bronte, ON L6J2X-1

RECEIVED

Please Send Payment to:

CENTURYLINK
Business Services
 PO BOX 52187
 PHOENIX, AZ 85072-2187

104

Entity	Expense
2200-9800-Water	\$357.69
2200-9800-Calpeco	\$315.14
2200-9800-Granite	\$250.91
2200-9800-Enorth	\$508.63
2200-9800-MIDGAS	\$345.57
2200-9800-MidWat	\$14.49
2200-9800-Arkan	\$80.57
2200-9800-Woodson	\$2.27
2200-9800-Georg	\$275.09
2200-9800-NEG	\$311.25
2200-9800-WHWATER	\$9.84
2200-9800-WHSewer	\$10.21
2200-9800-Park	\$272.74
2200-9800-Empire	\$2,086.21
2100-9800-LABUS	\$1,210
Total	\$6,050.57

APPROVED
 ED MOHACSY

Director, IT Infrastructure

Date: *Oct 24/20*

Signature: *[Handwritten Signature]*

Billing file has 273.01
 diff .27
 Prior month FX rate
 used

WS Job Number	WS Job Name	First Name	Last Name	Vendor ID	Vendor Name	Document Number	Journal Entry	Transaction Amount	USD Amount	Cost Code Description	
2200-9820-PARK	Finance Costs-Park Water			2100ERNYOU	Ernst & Young LLP	CA01C100290823	132159	19,548.21	14,777.90	Accounting/Audit Services	
2200-9800-PARK	IT Costs -Park Water			2100CENLINK	CENTURYLINK - Box 52187		151192032	132260	15,601.43	11,794.25	Communications
2200-9800-PARK	IT Costs -Park Water			2100CENLINK	CENTURYLINK - Box 52187		151191260	132249	359.39	271.69	Communications
2200-9800-PARK	IT Costs -Park Water			2100CENLINK	CENTURYLINK - Box 52187		151202383	132248	700.73	529.73	Communications
2200-9800-PARK	IT Costs -Park Water			2100CENLINK	CENTURYLINK - Box 52187		151209006	132247	21.45	16.22	Communications
2200-9800-PARK	IT Costs -Park Water			2100CENLINK	CENTURYLINK - Box 52187		141519442	132246	360.62	272.62	Communications
2200-9800-PARK	IT Costs -Park Water			2100LOGMEI	LOGMEIN TECHNOLOGIES CANADA LTD		1500056076	132098	427.57	323.23	Computer Software
2200-9815-PARK	EH&S Costs-Park Water			2100GENSOF	GENSUITE LLC	GS-1172-20200917-02		130641	2,153.30	1,627.83	Computer Software
2200-9815-PARK	EH&S Costs-Park Water			2100GENSOF	GENSUITE LLC	GS-1172-20200917-01		130640	234.21	177.06	Computer Software
2200-9815-PARK	EH&S Costs-Park Water			2100GENSOF	GENSUITE LLC	GS-1172-20201006-01		134937	304.24	230.00	Computer Software
2200-9815-PARK	EH&S Costs-Park Water			2100DRALL	RIDGEWAY OCCUPATIONAL CONSULTANTS IN 5825/2020			135355	65.45	49.48	Consulting Fees
2200-9800-PARK	IT Costs -Park Water			2100DATGAR-US	CENTURYLINK CANADA, INC	B1-2070446		132269	634.43	479.61	Data Centre Expense
2200-9800-PARK	IT Costs -Park Water			2100DATGAR-US	CENTURYLINK CANADA, INC	B1-2059994		132268	611.66	462.40	Data Centre Expense
2200-9821-PARK	Risk Mgt Costs-Park Water				OCT 2020-INSURANCE INVOICE(S)			135232	7,336.84	5,546.45	Insurance
2200-9821-PARK	Risk Mgt Costs-Park Water				OCT 2020-INSURANCE INVOICE(S)			135232	9,733.15	7,357.99	Insurance
2200-9821-PARK	Risk Mgt Costs-Park Water				OCT 2020-INSURANCE INVOICE(S)			135232	8,520.19	6,441.03	Insurance
2200-9821-PARK	Risk Mgt Costs-Park Water				OCT 2020-INSURANCE INVOICE(S)			135232	11,833.61	8,945.88	Insurance
2200-9821-PARK	Risk Mgt Costs-Park Water				OCT 2020-INSURANCE INVOICE(S)			135232	8,567.63	6,476.89	Insurance
2200-9800-PARK	IT Costs -Park Water	Terese	Peressutti					140085	95.34	72.07	Labour
2200-9800-PARK	IT Costs -Park Water	Edward	Mohacsy					140046	185.78	140.44	Labour
2200-9800-PARK	IT Costs -Park Water	Edward	Mohacsy					140045	123.85	93.63	Labour
2200-9800-PARK	IT Costs -Park Water	Garfield	Neufville					139777	99.45	75.18	Labour
2200-9800-PARK	IT Costs -Park Water	Garfield	Neufville					139776	99.45	75.18	Labour
2200-9800-PARK	IT Costs -Park Water	Garfield	Neufville					139775	99.45	75.18	Labour
2200-9800-PARK	IT Costs -Park Water	Garfield	Neufville					139774	99.45	75.18	Labour
2200-9800-PARK	IT Costs -Park Water	Edward	Mohacsy					138367	123.85	93.63	Labour
2200-9800-PARK	IT Costs -Park Water	Edward	Mohacsy					138366	185.78	140.44	Labour
2200-9800-PARK	IT Costs -Park Water	Garfield	Neufville					138106	99.45	75.18	Labour
2200-9800-PARK	IT Costs -Park Water	Garfield	Neufville					138105	99.45	75.18	Labour
2200-9800-PARK	IT Costs -Park Water	Garfield	Neufville					138104	99.45	75.18	Labour
2200-9800-PARK	IT Costs -Park Water	Edward	Mohacsy					136735	123.85	93.63	Labour
2200-9800-PARK	IT Costs -Park Water	Edward	Mohacsy					136734	247.69	187.25	Labour
2200-9800-PARK	IT Costs -Park Water	Garfield	Neufville					136472	99.45	75.18	Labour
2200-9800-PARK	IT Costs -Park Water	Garfield	Neufville					136471	99.45	75.18	Labour
2200-9800-PARK	IT Costs -Park Water	Garfield	Neufville					136470	99.45	75.18	Labour
2200-9811-PARK	Payroll Costs-Park Wate	JEANETTE	SCOTT					139674	173.75	131.35	Labour
2200-9811-PARK	Payroll Costs-Park Wate	JEANETTE	SCOTT					139673	173.75	131.35	Labour
2200-9811-PARK	Payroll Costs-Park Wate	JEANETTE	SCOTT					139672	289.59	218.92	Labour
2200-9811-PARK	Payroll Costs-Park Wate	JEANETTE	SCOTT					139671	57.92	43.79	Labour
2200-9811-PARK	Payroll Costs-Park Wate	JEANETTE	SCOTT					137981	173.75	131.35	Labour
2200-9811-PARK	Payroll Costs-Park Wate	JEANETTE	SCOTT					137980	463.34	350.27	Labour
2200-9811-PARK	Payroll Costs-Park Wate	JEANETTE	SCOTT					137979	231.67	175.14	Labour
2200-9811-PARK	Payroll Costs-Park Wate	JEANETTE	SCOTT					136383	231.67	175.14	Labour
2200-9811-PARK	Payroll Costs-Park Wate	JEANETTE	SCOTT					136382	231.67	175.14	Labour
2200-9811-PARK	Payroll Costs-Park Wate	Jessica	Carabetta					139021	95.09	71.89	Labour
2200-9811-PARK	Payroll Costs-Park Wate	Danielle	Carter					140683	42.79	32.35	Labour
2200-9811-PARK	Payroll Costs-Park Wate	Danielle	Carter					139139	28.53	21.57	Labour
2200-9811-PARK	Payroll Costs-Park Wate	Danielle	Carter					139138	28.53	21.57	Labour
2200-9811-PARK	Payroll Costs-Park Wate	Punam	Maini					137209	144.88	109.53	Labour
2200-9811-PARK	Payroll Costs-Park Wate	Kimberley	Smith					136294	95.09	71.89	Labour
2200-9812-PARK	Training Costs-Park Wat	Carrie	Burd					139051	191.72	144.93	Labour
2200-9812-PARK	Training Costs-Park Wat	Carrie	Burd					139050	191.72	144.93	Labour

2200-9812-PARK	Training Costs-Park Wat Carrie	Burd	137350	191.72	144.93	Labour
2200-9812-PARK	Training Costs-Park Wat Carrie	Burd	137349	153.38	115.95	Labour
2200-9812-PARK	Training Costs-Park Wat Dainna	Datchko	139845	149.09	112.71	Labour
2200-9812-PARK	Training Costs-Park Wat Dainna	Datchko	139844	198.79	150.28	Labour
2200-9812-PARK	Training Costs-Park Wat France	Poirier	139728	133.95	101.26	Labour
2200-9812-PARK	Training Costs-Park Wat France	Poirier	139727	167.43	126.57	Labour
2200-9812-PARK	Training Costs-Park Wat Dainna	Datchko	138178	248.49	187.85	Labour
2200-9812-PARK	Training Costs-Park Wat Dainna	Datchko	138177	248.49	187.85	Labour
2200-9812-PARK	Training Costs-Park Wat France	Poirier	138053	100.46	75.94	Labour
2200-9812-PARK	Training Costs-Park Wat France	Poirier	138052	167.43	126.57	Labour
2200-9812-PARK	Training Costs-Park Wat France	Poirier	138051	50.23	37.97	Labour
2200-9812-PARK	Training Costs-Park Wat Dainna	Datchko	136549	248.49	187.85	Labour
2200-9812-PARK	Training Costs-Park Wat Dainna	Datchko	136548	198.79	150.28	Labour
2200-9815-PARK	EH&S Costs-Park Water Gary	Sommer	140196	159.44	120.53	Labour
2200-9815-PARK	EH&S Costs-Park Water Gary	Sommer	140195	159.44	120.53	Labour
2200-9815-PARK	EH&S Costs-Park Water Gary	Sommer	138525	119.58	90.40	Labour
2200-9815-PARK	EH&S Costs-Park Water Gary	Sommer	138524	159.44	120.53	Labour
2200-9815-PARK	EH&S Costs-Park Water Gary	Sommer	136886	199.30	150.67	Labour
2200-9815-PARK	EH&S Costs-Park Water Gary	Sommer	136885	159.44	120.53	Labour
2200-9815-PARK	EH&S Costs-Park Water ESTER	DI GIOVANNI	140013	218.12	164.89	Labour
2200-9815-PARK	EH&S Costs-Park Water ESTER	DI GIOVANNI	140012	272.66	206.12	Labour
2200-9815-PARK	EH&S Costs-Park Water ESTER	DI GIOVANNI	138341	272.66	206.12	Labour
2200-9815-PARK	EH&S Costs-Park Water ESTER	DI GIOVANNI	138340	272.66	206.12	Labour
2200-9815-PARK	EH&S Costs-Park Water ESTER	DI GIOVANNI	136708	272.66	206.12	Labour
2200-9815-PARK	EH&S Costs-Park Water ESTER	DI GIOVANNI	136707	218.12	164.89	Labour
2200-9817-PARK	Communications -Park V Stipe	Maglica	141057	118.73	89.76	Labour
2200-9817-PARK	Communications -Park V Stipe	Maglica	141056	148.41	112.19	Labour
2200-9817-PARK	Communications -Park V Stipe	Maglica	139385	148.41	112.19	Labour
2200-9817-PARK	Communications -Park V Stipe	Maglica	139384	148.41	112.19	Labour
2200-9817-PARK	Communications -Park V Stipe	Maglica	137714	148.41	112.19	Labour
2200-9817-PARK	Communications -Park V Stipe	Maglica	137713	118.73	89.76	Labour
2200-9817-PARK	Communications -Park V Amanda	Dillon	140161	110.82	83.78	Labour
2200-9817-PARK	Communications -Park V Amanda	Dillon	140160	138.53	104.72	Labour
2200-9817-PARK	Communications -Park V Amanda	Dillon	138489	138.53	104.72	Labour
2200-9817-PARK	Communications -Park V Amanda	Dillon	138488	138.53	104.72	Labour
2200-9817-PARK	Communications -Park V Amanda	Dillon	136850	138.53	104.72	Labour
2200-9817-PARK	Communications -Park V Amanda	Dillon	136849	110.82	83.78	Labour
2200-9817-PARK	Communications -Park V Sarah	Aspinall	139967	130.04	98.31	Labour
2200-9817-PARK	Communications -Park V Sarah	Aspinall	139966	162.55	122.88	Labour
2200-9817-PARK	Communications -Park V Sarah	Aspinall	138301	162.55	122.88	Labour
2200-9817-PARK	Communications -Park V Sarah	Aspinall	138300	162.55	122.88	Labour
2200-9817-PARK	Communications -Park V Sarah	Aspinall	136668	162.55	122.88	Labour
2200-9817-PARK	Communications -Park V Sarah	Aspinall	136667	130.04	98.31	Labour
2200-9820-PARK	Finance Costs-Park Wate Chitra	Badrinarayanan	140775	228.19	172.51	Labour
2200-9820-PARK	Finance Costs-Park Wate Chitra	Badrinarayanan	140774	285.24	215.63	Labour
2200-9820-PARK	Finance Costs-Park Wate Suliati	Fusigboye	140565	175.02	132.31	Labour
2200-9820-PARK	Finance Costs-Park Wate Suliati	Fusigboye	140564	218.78	165.39	Labour
2200-9820-PARK	Finance Costs-Park Wate Suliati	Fusigboye	138977	218.78	165.39	Labour
2200-9820-PARK	Finance Costs-Park Wate Suliati	Fusigboye	138976	175.02	132.31	Labour
2200-9820-PARK	Finance Costs-Park Wate Chitra	Badrinarayanan	137514	285.24	215.63	Labour
2200-9820-PARK	Finance Costs-Park Wate Chitra	Badrinarayanan	137513	228.19	172.51	Labour
2200-9820-PARK	Finance Costs-Park Wate Suliati	Fusigboye	137285	218.78	165.39	Labour
2200-9820-PARK	Finance Costs-Park Wate Suliati	Fusigboye	137284	175.02	132.31	Labour

2200-9820-PARK	Finance Costs-Park Wat Hardeep	Aulakh	141115	330.75	250.04	Labour
2200-9820-PARK	Finance Costs-Park Wat Hardeep	Aulakh	141114	413.44	312.55	Labour
2200-9820-PARK	Finance Costs-Park Wat Fayaz	Bawa	141023	91.18	68.93	Labour
2200-9820-PARK	Finance Costs-Park Wat Fayaz	Bawa	141022	91.18	68.93	Labour
2200-9820-PARK	Finance Costs-Park Wat Fayaz	Bawa	141021	30.40	22.98	Labour
2200-9820-PARK	Finance Costs-Park Wat Lily	Liu	140416	90.30	68.26	Labour
2200-9820-PARK	Finance Costs-Park Wat Lily	Liu	140415	90.30	68.26	Labour
2200-9820-PARK	Finance Costs-Park Wat Hardeep	Aulakh	139459	330.75	250.04	Labour
2200-9820-PARK	Finance Costs-Park Wat Hardeep	Aulakh	139458	330.75	250.04	Labour
2200-9820-PARK	Finance Costs-Park Wat Fayaz	Bawa	139350	110.25	83.35	Labour
2200-9820-PARK	Finance Costs-Park Wat Fayaz	Bawa	139349	82.69	62.51	Labour
2200-9820-PARK	Finance Costs-Park Wat Lily	Liu	138821	45.16	34.14	Labour
2200-9820-PARK	Finance Costs-Park Wat Lily	Liu	138820	90.30	68.26	Labour
2200-9820-PARK	Finance Costs-Park Wat Hardeep	Aulakh	137780	413.44	312.55	Labour
2200-9820-PARK	Finance Costs-Park Wat Hardeep	Aulakh	137779	330.75	250.04	Labour
2200-9820-PARK	Finance Costs-Park Wat Fayaz	Bawa	137681	137.81	104.18	Labour
2200-9820-PARK	Finance Costs-Park Wat Fayaz	Bawa	137680	110.25	83.35	Labour
2200-9820-PARK	Finance Costs-Park Wat Lily	Liu	137148	90.30	68.26	Labour
2200-9820-PARK	Finance Costs-Park Wat Chris	Lee	140719	58.80	44.45	Labour
2200-9820-PARK	Finance Costs-Park Wat Chris	Lee	140718	58.80	44.45	Labour
2200-9820-PARK	Finance Costs-Park Wat Chris	Lee	140717	14.70	11.11	Labour
2200-9820-PARK	Finance Costs-Park Wat Hui Quing	Han	140520	333.40	252.04	Labour
2200-9820-PARK	Finance Costs-Park Wat Dalia	Beshay	140391	42.51	32.14	Labour
2200-9820-PARK	Finance Costs-Park Wat Dalia	Beshay	140390	85.01	64.27	Labour
2200-9820-PARK	Finance Costs-Park Wat Andrew	Lovric	140336	36.53	27.62	Labour
2200-9820-PARK	Finance Costs-Park Wat Zohair	Qazi	140285	142.18	107.48	Labour
2200-9820-PARK	Finance Costs-Park Wat Zohair	Qazi	140284	177.72	134.35	Labour
2200-9820-PARK	Finance Costs-Park Wat Chris	Lee	139171	73.50	55.56	Labour
2200-9820-PARK	Finance Costs-Park Wat Chris	Lee	139170	73.50	55.56	Labour
2200-9820-PARK	Finance Costs-Park Wat Hui Quing	Han	138938	333.40	252.04	Labour
2200-9820-PARK	Finance Costs-Park Wat Hui Quing	Han	138937	333.40	252.04	Labour
2200-9820-PARK	Finance Costs-Park Wat Dalia	Beshay	138790	85.01	64.27	Labour
2200-9820-PARK	Finance Costs-Park Wat Dalia	Beshay	138789	85.01	64.27	Labour
2200-9820-PARK	Finance Costs-Park Wat Andrew	Lovric	138721	36.53	27.62	Labour
2200-9820-PARK	Finance Costs-Park Wat Andrew	Lovric	138720	36.53	27.62	Labour
2200-9820-PARK	Finance Costs-Park Wat Zohair	Qazi	138659	163.07	123.28	Labour
2200-9820-PARK	Finance Costs-Park Wat Zohair	Qazi	138658	146.75	110.94	Labour
2200-9820-PARK	Finance Costs-Park Wat Chris	Lee	137458	73.50	55.56	Labour
2200-9820-PARK	Finance Costs-Park Wat Chris	Lee	137457	58.80	44.45	Labour
2200-9820-PARK	Finance Costs-Park Wat Hui Quing	Han	137251	200.04	151.22	Labour
2200-9820-PARK	Finance Costs-Park Wat Hui Quing	Han	137250	200.04	151.22	Labour
2200-9820-PARK	Finance Costs-Park Wat Dalia	Beshay	137116	85.01	64.27	Labour
2200-9820-PARK	Finance Costs-Park Wat Dalia	Beshay	137115	42.51	32.14	Labour
2200-9820-PARK	Finance Costs-Park Wat Andrew	Lovric	137048	36.53	27.62	Labour
2200-9820-PARK	Finance Costs-Park Wat Andrew	Lovric	137047	36.53	27.62	Labour
2200-9820-PARK	Finance Costs-Park Wat Zohair	Qazi	136989	163.07	123.28	Labour
2200-9820-PARK	Finance Costs-Park Wat Zohair	Qazi	136988	130.45	98.62	Labour
2200-9820-PARK	Finance Costs-Park Wat Chantal	Van Staveren	136365	303.73	229.61	Labour
2200-9820-PARK	Finance Costs-Park Wat Natlie	Aikens	138020	256.04	193.56	Labour
2200-9820-PARK	Finance Costs-Park Wat Natlie	Aikens	136423	204.84	154.85	Labour
2200-9820-PARK	Finance Costs-Park Wat Chantal	Van Staveren	137960	303.73	229.61	Labour
2200-9820-PARK	Finance Costs-Park Wat Chantal	Van Staveren	137959	303.73	229.61	Labour
2200-9820-PARK	Finance Costs-Park Wat Chantal	Van Staveren	139655	303.73	229.61	Labour

2200-9820-PARK	Finance Costs-Park Wat Chantal	Van Staveren	139654	303.73	229.61	Labour
2200-9820-PARK	Finance Costs-Park Wat Chantal	Van Staveren	139653	(303.73)	(229.61)	Labour
2200-9822-PARK	Treasury Costs-Park Wai Vincent	Duff	141147	237.45	179.51	Labour
2200-9822-PARK	Treasury Costs-Park Wai Vincent	Duff	141146	296.82	224.39	Labour
2200-9822-PARK	Treasury Costs-Park Wai Vincent	Duff	139491	178.09	134.63	Labour
2200-9822-PARK	Treasury Costs-Park Wai Vincent	Duff	139490	296.82	224.39	Labour
2200-9822-PARK	Treasury Costs-Park Wai Vincent	Duff	137812	296.82	224.39	Labour
2200-9822-PARK	Treasury Costs-Park Wai Vincent	Duff	137811	237.45	179.51	Labour
2200-9822-PARK	Treasury Costs-Park Wai Vanessa	Blumer	141166	326.85	247.09	Labour
2200-9822-PARK	Treasury Costs-Park Wai Michael	Mosindy	140068	156.14	118.04	Labour
2200-9822-PARK	Treasury Costs-Park Wai Michael	Mosindy	140067	156.14	118.04	Labour
2200-9822-PARK	Treasury Costs-Park Wai Victoria	Hernandez	139702	67.97	51.38	Labour
2200-9822-PARK	Treasury Costs-Park Wai Victoria	Hernandez	139701	67.97	51.38	Labour
2200-9822-PARK	Treasury Costs-Park Wai Vanessa	Blumer	139521	326.85	247.09	Labour
2200-9822-PARK	Treasury Costs-Park Wai Vanessa	Blumer	139520	326.85	247.09	Labour
2200-9822-PARK	Treasury Costs-Park Wai Michael	Mosindy	138385	117.11	88.53	Labour
2200-9822-PARK	Treasury Costs-Park Wai Victoria	Hernandez	138007	84.97	64.23	Labour
2200-9822-PARK	Treasury Costs-Park Wai Victoria	Hernandez	138006	67.97	51.38	Labour
2200-9822-PARK	Treasury Costs-Park Wai Vanessa	Blumer	137842	326.85	247.09	Labour
2200-9822-PARK	Treasury Costs-Park Wai Vanessa	Blumer	137841	261.48	197.67	Labour
2200-9822-PARK	Treasury Costs-Park Wai Michael	Mosindy	136762	195.19	147.56	Labour
2200-9822-PARK	Treasury Costs-Park Wai Michael	Mosindy	136761	156.14	118.04	Labour
2200-9822-PARK	Treasury Costs-Park Wai Victoria	Hernandez	136409	67.97	51.38	Labour
2200-9822-PARK	Treasury Costs-Park Wai Victoria	Hernandez	136408	67.97	51.38	Labour
2200-9822-PARK	Treasury Costs-Park Wai Rami	Khadra	140635	172.40	130.33	Labour
2200-9822-PARK	Treasury Costs-Park Wai Rami	Khadra	140634	215.50	162.91	Labour
2200-9822-PARK	Treasury Costs-Park Wai Rami	Khadra	139096	215.50	162.91	Labour
2200-9822-PARK	Treasury Costs-Park Wai Rami	Khadra	139095	215.50	162.91	Labour
2200-9822-PARK	Treasury Costs-Park Wai Rami	Khadra	137392	215.50	162.91	Labour
2200-9822-PARK	Treasury Costs-Park Wai Rami	Khadra	137391	129.30	97.75	Labour
2200-9822-PARK	Treasury Costs-Park Wai Shkelqim	Avdiu	140962	86.29	65.23	Labour
2200-9822-PARK	Treasury Costs-Park Wai Shkelqim	Avdiu	140961	107.87	81.55	Labour
2200-9822-PARK	Treasury Costs-Park Wai Efrain	Santrich	140743	151.38	114.44	Labour
2200-9822-PARK	Treasury Costs-Park Wai Efrain	Santrich	140742	189.23	143.05	Labour
2200-9822-PARK	Treasury Costs-Park Wai Janet	Swei	139604	61.86	46.76	Labour
2200-9822-PARK	Treasury Costs-Park Wai Janet	Swei	139603	92.79	70.15	Labour
2200-9822-PARK	Treasury Costs-Park Wai Janet	Swei	139602	61.86	46.76	Labour
2200-9822-PARK	Treasury Costs-Park Wai Janet	Swei	139601	61.86	46.76	Labour
2200-9822-PARK	Treasury Costs-Park Wai Shkelqim	Avdiu	139301	107.87	81.55	Labour
2200-9822-PARK	Treasury Costs-Park Wai Efrain	Santrich	139195	189.23	143.05	Labour
2200-9822-PARK	Treasury Costs-Park Wai Efrain	Santrich	139194	189.23	143.05	Labour
2200-9822-PARK	Treasury Costs-Park Wai Janet	Swei	137915	92.79	70.15	Labour
2200-9822-PARK	Treasury Costs-Park Wai Janet	Swei	137914	92.79	70.15	Labour
2200-9822-PARK	Treasury Costs-Park Wai Janet	Swei	137913	61.86	46.76	Labour
2200-9822-PARK	Treasury Costs-Park Wai Janet	Swei	137912	61.86	46.76	Labour
2200-9822-PARK	Treasury Costs-Park Wai Shkelqim	Avdiu	137631	107.87	81.55	Labour
2200-9822-PARK	Treasury Costs-Park Wai Shkelqim	Avdiu	137630	86.29	65.23	Labour
2200-9822-PARK	Treasury Costs-Park Wai Efrain	Santrich	137482	189.23	143.05	Labour
2200-9822-PARK	Treasury Costs-Park Wai Efrain	Santrich	137481	75.69	57.22	Labour
2200-9822-PARK	Treasury Costs-Park Wai Janet	Swei	136330	92.79	70.15	Labour
2200-9822-PARK	Treasury Costs-Park Wai Janet	Swei	136329	61.86	46.76	Labour
2200-9822-PARK	Treasury Costs-Park Wai Janet	Swei	136328	61.86	46.76	Labour
2200-9822-PARK	Treasury Costs-Park Wai Janet	Swei	136327	30.93	23.38	Labour

2200-9860-PARK	LABS Mgt Costs-Park Wz Kirsten	Olsen				140922	316.62	239.36	Labour	
2200-9860-PARK	LABS Mgt Costs-Park Wz Kirsten	Olsen				140921	395.78	299.20	Labour	
2200-9860-PARK	LABS Mgt Costs-Park Wz Kirsten	Olsen				140920	395.78	299.20	Labour	
2200-9860-PARK	LABS Mgt Costs-Park Wz Kirsten	Olsen				140919	395.78	299.20	Labour	
2200-9860-PARK	LABS Mgt Costs-Park Wz Kirsten	Olsen				140918	395.78	299.20	Labour	
2200-9860-PARK	LABS Mgt Costs-Park Wz Kirsten	Olsen				140917	316.62	239.36	Labour	
2200-TARIFFSHARK	TariffShark	Christopher	Eacrett			139427	190.81	144.25	Labour	
2200-TARIFFSHARK	TariffShark	Christopher	Eacrett			137750	190.81	144.25	Labour	
2200-TARIFFSHARK	TariffShark	Christopher	Eacrett			137749	190.81	144.25	Labour	
2200-TARIFFSHARK	TariffShark	Jennifer	Watson			136448	115.87	87.59	Labour	
2200-TARIFFSHARK	TariffShark	Biju	Varghese			136602	79.73	60.27	Labour	
2200-9812-PARK	Training Costs-Park Water		2100PESES	OPENSESAME INC	SI-8678	135307	4,624.65	3,496.11	Licenses, Fees, Permits	
2200-9821-PARK	Risk Mgt Costs-Park Water		2100RIRIS	ORIGAMI RISK LLC	20-1363	135357	2,265.96	1,713.00	Licenses, Fees, Permits	
2200-9811-PARK	Payroll Costs-Park Water		2100GUALIF2	GUARDIAN-387411D1D5FMLA-G517171	387411 D1 SEP2020	130672	9,438.71	7,135.40	Medical Benefits - Active	
2200-9811-PARK	Payroll Costs-Park Water		2100GUALIF2	GUARDIAN-387411D1D5FMLA-G517171	517171 D0 SEP2020	130657	1,968.85	1,488.40	Medical Benefits - Active	
2200-9811-PARK	Payroll Costs-Park Water		2100GUALIF2	GUARDIAN-387411D1D5FMLA-G517171	517171 D0 OCT2020	135360	1,991.03	1,505.16	Medical Benefits - Active	
2200-9811-PARK	Payroll Costs-Park Water		2100GUALIF2	GUARDIAN-387411D1D5FMLA-G517171	387411 D1 OCT2020	134344	9,521.45	7,197.95	Medical Benefits - Active	
2200-9860-PARK	LABS Mgt Costs-Park Water		2100GUALIF	GUARDIAN-387411D0	387411 D0 AUG2020	130658	13,849.66	10,469.96	Medical Benefits - Active	
2200-9811-PARK	Payroll Costs-Park Water		2100GUALIF2	GUARDIAN-387411D1D5FMLA-G517171	387411 D5 SEP2020	130661	26.44	19.99	Medical Benefits -Retirees	
2200-9811-PARK	Payroll Costs-Park Water		2100GUALIF2	GUARDIAN-387411D1D5FMLA-G517171	387411 D5 OCT2020	134345	26.46	20.00	Medical Benefits -Retirees	
2200-9810-PARK	HR Costs-Park Water		2100STAINS	STANDARD INSURANCE COMPANY	001636150003 SEP2020	134347	1,011.04	764.32	Medical Benefits -Retirees	
2200-9810-PARK	HR Costs-Park Water		2100STAINS	STANDARD INSURANCE COMPANY	001636150003 OCT2020	134346	1,011.04	764.32	Medical Benefits -Retirees	
2200-9815-PARK	EH&S Costs-Park Water		2100DRALL	RIDGEWAY OCCUPATIONAL CONSULTANTS INC	5789/2020	130694	65.45	49.48	Other	
2200-9815-PARK	EH&S Costs-Park Water		2100JKKELL	J.J. Keller & Associates Inc.	9105304147	135280	691.30	522.60	Other	
2200-9815-PARK	EH&S Costs-Park Water		2100JKKELL	J.J. Keller & Associates Inc.	9105145381	134423	676.88	511.70	Other	
2200-9815-PARK	EH&S Costs-Park Water		2100JKKELL	J.J. Keller & Associates Inc.	9105217720	134419	955.59	722.40	Other	
2200-TARIFFSHARK	TariffShark		2100SISYSP	SI SYSTEMS PARTNERSHIP	C610936	132365	632.00	477.77	Other	
2200-9811-PARK	Payroll Costs-Park Water		2100FEDEX	FEDERAL EXPRESS CANADA CORPORATION	2-442-66600.1	135055	66.52	50.29	Postage/Courier	
2200-9811-PARK	Payroll Costs-Park Water		2100FEDEX	FEDERAL EXPRESS CANADA CORPORATION	2-441-02557.1	135054	139.56	105.50	Postage/Courier	
2200-9820-PARK	Finance Costs-Park Water		2100FEDEX	FEDERAL EXPRESS CANADA CORPORATION	2-441-02557.1	135054	49.90	37.72	Postage/Courier	
2200-9815-PARK	EH&S Costs-Park Water		2100SMISYS	SMITH SYSTEM DRIVER IMPROVEMENT INSTI	202010-24656	135342	61.06	46.16	Seminars & Courses	
2200-9815-PARK	EH&S Costs-Park Water		2100SMISYS	SMITH SYSTEM DRIVER IMPROVEMENT INSTI	202009-24610	134411	305.57	231.00	Seminars & Courses	
2200-9811-PARK	Payroll Costs-Park Water		2100KPMG	KPMG, LLP	8003186554	134986	130.97	99.01	Tax Services	
								128,459.21		

Row Labels	Sum of USD Amount
2200-9800-PARK	1,572.91
Labour	1,572.91
2200-9811-PARK	1,861.22
Labour	1,861.22
2200-9812-PARK	1,995.90
Labour	1,995.90
2200-9815-PARK	1,877.47
Labour	1,877.47
2200-9817-PARK	1,902.89
Labour	1,902.89
2200-9820-PARK	7,890.00
Labour	7,890.00
2200-9822-PARK	5,894.21
Labour	5,894.21
2200-9860-PARK	1,675.51
Labour	1,675.51

Row Labels	Sum of USD Amount		
2200-9800-PARK	14,149.74		
Communications	12,884.50		
2100CENLINK	12,884.50		
141519442	272.62	272.74	(0.12)
151191260	271.69	271.81	(0.12)
151192032	11,794.25	11,799.60	(5.35)
151202383	529.73	529.97	(0.24)
151209006	16.22		
Computer Software	323.23		
2100LOGMEI	323.23		
1500056076	323.23		
Data Centre Expense	942.01		
2100DATGAR-US	942.01		
B1-2059994	462.40	462.61	(0.21)
B1-2070446	479.61	479.83	(0.22)
2200-9810-PARK	1,528.64		

2200-TARIFFSHARK	580.61
Labour	580.61
Grand Total	25,250.71

Medical Benefits -Retirees	1,528.64		
2100STAINS	1,528.64		
001636150003 OCT2020	764.32		
001636150003 SEP2020	764.32		
2200-9811-PARK	17,621.70		
Medical Benefits - Active	17,326.91		
2100GUALIF2	17,326.91		
387411 D1 OCT2020	7,197.95		
387411 D1 SEP2020	7,135.40	7,138.64	(3.24)
517171 D0 OCT2020	1,505.16		
517171 D0 SEP2020	1,488.40	1,489.07	(0.67)
Medical Benefits -Retirees	39.99		
2100GUALIF2	39.99		
387411 D5 OCT2020	20.00		
387411 D5 SEP2020	19.99		
Postage/Courier	155.79		
2100FEDEX	155.79		
2-441-02557.1	105.50		
2-442-66600.1	50.29		
Tax Services	99.01		
2100KPMG	99.01		
8003186554	99.01		
2200-9812-PARK	3,496.11		
Licenses, Fees, Permits	3,496.11		
2100PESES	3,496.11		
SI-8678	3,496.11		
2200-9815-PARK	4,167.71		
Computer Software	2,034.89		
2100GENSOF	2,034.89		
GS-1172-20200917-01	177.06	177.14	(0.08)
GS-1172-20200917-02	1,627.83	1,628.57	(0.74)
GS-1172-20201006-01	230.00		
Consulting Fees	49.48		
2100DRALL	49.48		
5825/2020	49.48		
Other	1,806.18		
2100DRALL	49.48		
5789/2020	49.48		
2100JKELL	1,756.71		
9105145381	511.70		
9105217720	722.40		
9105304147	522.60		
Seminars & Courses	277.16		
2100SMISYS	277.16		
202009-24610	231.00		
202010-24656	46.16		
2200-9820-PARK	14,815.63		
Accounting/Audit Services	14,777.90		
2100ERNYOU	14,777.90		
CA01C100290823	14,777.90		
Postage/Courier	37.72		
2100FEDEX	37.72		
2-441-02557.1	37.72		

2200-9821-PARK				128,459.21
Insurance				Total Pivot
OCT 2020-INSURANCE INVOICE(S)				
	CAD	USD	FX Rate	
INV 3450000472005.	7336.84	5,546.45	1.3228	4th Exc Liab Cov
INV 3450000472022.	9733.15	7,357.99	1.3228	7th Exc Liab Cov
INV 3450000472057.	8520.19	6,441.03	1.3228	3rd Exc Liab Cov
INV 3450000472191.	11833.61	8,945.88	1.3228	6th Exc Liab Cov
INV 3450000472229.	8567.63	6,476.89	1.3228	Ins Placement fee non auto

2200-9821-PARK	36,481.24
Insurance	34,768.23
OCT 2020-INSURANCE INVOICE(S)	34,768.23
(blank)	34,768.23
Licenses, Fees, Permits	1,713.00
2100ORIRIS	1,713.00
20-1363	1,713.00
2200-9860-PARK	10,469.96
Medical Benefits - Active	10,469.96
2100GUALIF	10,469.96
387411 D0 AUG2020	10,469.96
2200-TARIFFSHARK	477.77
Other	477.77
2100SISYSP	477.77
C610936	477.77
Grand Total	103,208.50

10,474.71

(4.75)



PO Box 4918, Monroe, LA 71211-4918

ATTN: GURKIRPAL GILL
LIBERTY UTILITIES CANADA ORP
354 DAVIS RD
OAKVILLE ON L6J2X1
CANADA

Invoice

Billing Account Number **89243479**
Invoice Number 141519442
Payment Due September 19, 2020
Invoice Date August 20, 2020

200CENTLINK

How to reach CenturyLink:
1-800-860-1020
care.inquiry@centurylink.com

Invoice of CenturyLink Communications, LLC.

Entity	Expense
2200-9800-Water	\$357.69
2200-9800-Calpeco	\$315.14
2200-9800-Granite	\$250.91
2200-9800-Enorth	\$508.63
2200-9800-MIDGAS	\$345.57
2200-9800-MidWat	\$14.49
2200-9800-Arkan	\$80.57
2200-9800-Woodson	\$2.27
2200-9800-Georg	\$275.09
2200-9800-NEG	\$311.25
2200-9800-WHWATER	\$9.84
2200-9800-WHSewer	\$10.21
2200-9800-Park	\$272.74
2200-9800-Empire	\$2,086.21
2100-9800-LABUS	\$1,094
Total	\$5,934.38

Billing file has
272.62
diff of 0.12

Bill-At-A-Glance

Previous Statement Balance 17,188.91
Payment Received - Thank You! (5,742.54)
Credits/Adjustments 0.00
Amount Past Due 11,446.37

Current Charges **5,934.38**

Total Amount Due USD 17,380.75

Your invoice reflects an amount past due. If you have not already done so, please pay **total amount due** in accordance with your payment terms.

APPROVED
ED MOHACSY
Director, IT Infrastructure
Date: *Sept 21/20*
Signature: *[Signature]*

RECEIVED
SEP 21 2020

News You Can Use

Welcome to your new invoice

We've made some exciting changes that will help you better manage your services with us. See the last pages of your invoice for more information about how and where your account details are presented in the new format. If you have any questions, please dial the number at the top of your invoice to contact the Customer Care team. At CenturyLink, we're dedicated to helping you transform the future of your digital business. We have a relentless commitment to improving your experience with us and appreciate that you chose us.



Remittance - We appreciate your business!

Name LIBERTY UTILITIES CANADA ORP
Billing Account Number 89243479
Invoice Number 141519442
Payment Due **September 19, 2020**

Total Amount Due USD 17,380.75

Pay your bill online at: www.centurylink.com/business/login

CenturyLink
PO Box 52187
Phoenix, AZ 85072-2187

Amount Enclosed:

--	--	--	--	--	--	--	--	--	--

- Detach and enclose this portion with your payment
- Make check payable to CenturyLink
- Write the invoice number on the check
- Mail check to address noted in this Remittance section

014151944208924347921111000059343800017380759



PO Box 4918, Monroe, LA 71211-4918

ATTN: GURKIRPAL GILL
LIBERTY UTILTIES
354 DAVIS ROAD
OAKVILLE ON L6J2X1
CANADA

Invoice

Billing Account Number **86091954**
Invoice Number 151191260
Payment Due October 16, 2020
Invoice Date September 16, 2020

WOODCENTLINK

How to reach CenturyLink:
1-800-860-1020
care.inquiry@centurylink.com

Invoice of CenturyLink Communications, LLC.

Entity	Expense
2200-9800-Water	\$356.48
2200-9800-Calpeco	\$314.07
2200-9800-Granite	\$250.06
2200-9800-Enorth	\$506.90
2200-9800-MIDGAS	\$344.39
2200-9800-MidWat	\$14.44
2200-9800-Arkan	\$80.30
2200-9800-Woodson	\$2.26
2200-9800-Georg	\$274.16
2200-9800-NEG	\$310.19
2200-9800-WHWATE	\$9.80
2200-9800-WHSewer	\$10.18
2200-9800-Park	\$271.81
2200-9800-Empire	\$1,986.38
Total	\$4,731.43

Billing file
has 271.69
diff of 0.12

Bill-At-A-Glance

Previous Statement Balance	9,462.43
Payment Received - Thank You!	(9,462.43)
Credits/Adjustments	0.00
Balance	0.00
Current Charges	4,731.43
Total Amount Due	USD 4,731.43

APPROVED
ED MOHACSY
Director, IT Infrastructure
Date: *Sept 21/20*
Signature: *[Signature]*

W.C.
RECEIVED
SEP 21 2020

News You Can Use

Welcome to your new invoice

If you have any questions, please dial the number at the top of your invoice to contact the Customer Care team. At CenturyLink, we're dedicated to helping you transform the future of your digital business. We have a relentless commitment to improving your experience with us and appreciate that you chose us.



Remittance - We appreciate your business!

Name LIBERTY UTILTIES
Billing Account Number 86091954
Invoice Number 151191260
Payment Due **October 16, 2020**

Total Amount Due USD **4,731.43**

Pay your bill online at: www.centurylink.com/business/login

CenturyLink
PO Box 52187
Phoenix, AZ 85072-2187

Amount Enclosed:

--	--	--	--	--	--	--	--	--	--

- Detach and enclose this portion with your payment
- Make check payable to CenturyLink
- Write the invoice number on the check
- Mail check to address noted in this Remittance section

015119126008609195401111000047314300004731431



PO Box 4918, Monroe, LA 71211-4918

ATTN: GURKIRPAL GILL
LIBERTY UTILITIES CANADA CORP
354 DAVIS RD
OAKVILLE ON L6J2X1
CANADA

Invoice of CenturyLink Communications, LLC.

Invoice

Billing Account Number **87970334**
Invoice Number 151192032
Payment Due October 16, 2020
Invoice Date September 16, 2020

2100CENTLINK

How to reach CenturyLink:
1-800-860-1020
care.inquiry@centurylink.com

Manage Services Your Way via Control Center
Register for paperless billing, view and pay your invoice, manage repair tickets, check order status and much more.

Bill-At-A-Glance

Previous Statement Balance 23,667.66
Payment Received - Thank You! (23,908.02)
Credits/Adjustments 0.00
Credit Balance (240.36)

Current Charges 12,039.96

Total Amount Due USD 11,799.60

2200-9800-PARK

APPROVED
ED MOHACSY
Director, IT Infrastructure
Date: *Sept 21/20*
Signature: *[Signature]*

Billing file has **11,794.25**

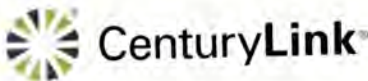
diff of 5.35

R-L
RECEIVED
SEP 21 2020

News You Can Use

Welcome to your new invoice

If you have any questions, please dial the number at the top of your invoice to contact the Customer Care team. At CenturyLink, we're dedicated to helping you transform the future of your digital business. We have a relentless commitment to improving your experience with us and appreciate that you chose us.



Remittance - We appreciate your business!

Name LIBERTY UTILITIES CANADA CORP
Billing Account Number 87970334
Invoice Number 151192032
Payment Due **October 16, 2020**

Total Amount Due USD 11,799.60

Pay your bill online at: www.centurylink.com/business/login

CenturyLink
PO Box 52187
Phoenix, AZ 85072-2187

Amount Enclosed:

--	--	--	--	--	--	--	--	--	--

- Detach and enclose this portion with your payment
- Make check payable to CenturyLink
- Write the invoice number on the check
- Mail check to address noted in this Remittance section

015119203208797033421111000120399600011799608



PO Box 4918, Monroe, LA 71211-4918

ATTN: GURKIPAL GILL
LIBERTY UTILITIES
354 DAVIS ROAD
OAKVILLE ON L62X1
CANADA

Invoice

Billing Account Number **86091974**
Invoice Number 151202383
Payment Due October 16, 2020
Invoice Date September 16, 2020

200CENTLINK

How to reach CenturyLink:
1-800-860-1020
care.inquiry@centurylink.com

Invoice of CenturyLink Communications, LLC.

Entity	Expense
2200-9800-Water	\$695.06
2200-9800-Calpeco	\$612.37
2200-9800-Granite	\$487.56
2200-9800-Enorth	\$988.35
2200-9800-MIDGAS	\$671.49
2200-9800-MidWat	\$28.16
2200-9800-Arkan	\$156.56
2200-9800-Woodson	\$4.41
2200-9800-Georg	\$534.55
2200-9800-NEG	\$604.81
2200-9800-WHWATER	\$19.11
2200-9800-WHSewer	\$19.85
2200-9800-Park	\$529.97
2200-9800-Empire	\$3,873.00
2100-9800-LABUS	\$13,633.09
2200-C-First	\$8,500.00
Total	\$31,358.34

Billing file has 529.73
diff of 0.24

Bill-At-A-Glance

Previous Statement Balance	62,459.91
Payment Received - Thank You!	(62,459.91)
Credits/Adjustments	0.00
Balance	0.00
Current Charges	31,358.34
Total Amount Due	USD 31,358.34

APPROVED
ED MOHACSY
Director, IT Infrastructure
Date: *Sept 21/20*
Signature: *Ed Mohacsy*

Act.
RECEIVED
SEP 21 2020

News You Can Use

Welcome to your new invoice

If you have any questions, please dial the number at the top of your invoice to contact the Customer Care team. At CenturyLink, we're dedicated to helping you transform the future of your digital business. We have a relentless commitment to improving your experience with us and appreciate that you chose us.



Remittance - We appreciate your business!

Name LIBERTY UTILITIES
Billing Account Number 86091974
Invoice Number 151202383
Payment Due **October 16, 2020**

Total Amount Due USD 31,358.34

Pay your bill online at: www.centurylink.com/business/login

CenturyLink
PO Box 52187
Phoenix, AZ 85072-2187

Amount Enclosed:

--	--	--	--	--	--	--	--	--	--

- Detach and enclose this portion with your payment
- Make check payable to CenturyLink
- Write the invoice number on the check
- Mail check to address noted in this Remittance section

015120238308609197421111000313583400031358344



410, Boulevard Charest Est,
Suite 250,
Quebec City, QC G1K 8G3
Canada

200 LOGMEI

Invoice

Invoice Date: 09/01/2020
 Invoice #: 1500056076
 PO#:
 LogMeIn ID: 6004259078
 Terms: Net 30
 Due Date: 10/01/2020
 Currency: Canadian Dollar
 Sales Rep: Sales, Sales
 Customer GST#:

Bill To

Liberty Utilities
354 Davis Rd
Oakville ON L6J2X1
Canada

Ship To

Liberty Utilities
354 Davis Rd
Oakville ON L6J2X1
Canada

Please notice our new remittance information below

Item	QTY	Description	Order ID	Subs Start	Subs End	Tax Amount	Gross Amount
G2WPS500 GoToWebinar Service - Pro	3	GoToWebinar Service - Pro	6417779	09/01/2020	08/31/2021		\$7,740.00
G2WPS1000 GoToWebinar Service - Plus	1	GoToWebinar Service - Plus	10558426	09/01/2020	08/31/2021		\$4,915.68
HDEFS OpenVoice Audio Service	1	OpenVoice Audio Service	6417781	08/01/2020	08/31/2020		\$0.00
ITFS OpenVoice Integrated	1	OpenVoice Integrated	6417780	08/01/2020	08/31/2020		\$1,813.98
Tax Tax/VAT/GST	1	Tax/VAT/GST		09/01/2020	09/01/2020		\$1,881.05

Subtotal	\$16,350.71
Tax (%)	\$0.00
Total	\$16,350.71
Credit/Payment Amount	\$0.00
Amount Due	\$16,350.71

Sample Message

AR
RECEIVED
 SEP 7 2020



410, Boulevard Charest Est,
Suite 250,
Quebec City, QC G1K 8G3
Canada

Bill To

Liberty Utilities
354 Davis Rd
Oakville ON L6J2X1
Canada

Ship To

Liberty Utilities
354 Davis Rd
Oakville ON L6J2X1
Canada

Invoice

Invoice Date:	09/01/2020
Invoice #:	1500056076
PO#:	
LogMeIn ID:	6004259078
Terms:	Net 30
Due Date:	10/01/2020
Currency:	Canadian Dollar
Sales Rep:	Sales, Sales
Customer GST#:	

LogMeIn Technologies Canada Ltd.

To ensure prompt and proper payment receipt, before you release payment please take a moment to update your records to reflect our updated remittance details below.

Payment by Wire Transfer Under Reference of Invoice #:

Remit To Wire Info: Beneficiary: LogMeIn Technologies Canada Ltd.
Name: Bank of America N.A.,
Bank Account #: 53948206
Bank #: 241
Transit #: 56792
SWIFT Code: BOFACAT

Remittance Slip

Customer Liberty Utilities

Invoice #: 1500056076

Amount Due \$16,350.71

Amount Paid _____

Make Checks Payable To:

LogMeIn Technologies Canada Ltd.
C/O Lockbox 918020
PO BOX 4090 STN A,
TORONTO, ON M5W 0E9

APPROVED
ED MOHACSY
Director, IT Infrastructure
Date: Sept 18/20
Signature:

Andrew Lovric

From: Gurkirpal Gill
Sent: Monday, September 28, 2020 1:56 PM
To: Andrew Lovric
Subject: RE: LogMeIn invoice missing coding

Entity	
5650-9860-OPS	\$6,729.66
2200-9800-Water	\$582.88
2200-98000Calpeco	\$514.18
2200-9800-GRANITS	\$355.91
2200-9800-ENORTH	\$832.78
2200-9800-MIDGAS	\$539.85
2200-9800-MIDWAT	\$30.09
2200-9800-ARKAN	\$126.46
2200-9800-WOODSON	\$3.16
2200-9800-GEORG	\$426.46
2200-9800-NEG	\$475.98
2200-9800-WHWATER	\$12.91
2200-9800-WHSEWER	\$16.38
2200-9800-PARK	\$427.57
2220-9800-EMPIRE	\$3,052.45
2200-9800-GNB	\$171.01
2200-9800-SLG	\$171.93
HST	\$1,881.05
Total	\$16,350.71

427.57 CAD
323.23 USD

FX Rate
1.322

LogmeIn is our Townhall Solution

Gurkirpal Gill | Liberty Algonquin Business Services | Security and Operations Analyst
P: 905-465-6784 | C: 416-420-0743 | E: Gurkirpal.Gill@libertyutilities.com

From: Andrew Lovric <Andrew.Lovric@libertyutilities.com>
Sent: Thursday, September 24, 2020 3:41 PM
To: Gurkirpal Gill <Gurkirpal.Gill@libertyutilities.com>
Subject: LogMeIn invoice missing coding

Hi Pal,

LogMeIn invoice 1500056076 with missing coding as requested.

WS Job Number	WS Job Name	First Name	Last Name	Vendor ID	Vendor Name	Document Number	Journal Entry	Transaction Amount	USD Amount	Cost Code Description	
2200-9820-PARK	Finance Costs-Park Water			2100ERNYOU	Ernst & Young LLP	CA01C100286909	122140	19548.21	14,784.61	Accounting/Audit Services	
2200-9820-PARK	Finance Costs-Park Water			2100ERNYOU	Ernst & Young LLP	CA01C100282539	122133	19548.21	14,784.61	Accounting/Audit Services	
2200-9800-PARK	IT Costs -Park Water			2100CENLINK	CENTURYLINK - Box 521	141294418	118856	366.9	271.80	Communications	
2200-9800-PARK	IT Costs -Park Water			2100CENLINK	CENTURYLINK - Box 521	141290869	118855	275.42	204.03	Communications	
2200-9800-PARK	IT Costs -Park Water			2100CENLINK	CENTURYLINK - Box 521	141301711	118854	25.65	19.00	Communications	
2200-9800-PARK	IT Costs -Park Water			2100CENLINK	CENTURYLINK - Box 521	141287248	118853	16669	12,348.32	Communications	
2200-9800-PARK	IT Costs -Park Water			2100CENLINK	CENTURYLINK - Box 521	131181293	118847	368.17	272.74	Communications	
2200-9812-PARK	Training Costs-Park Water			2100ORACAN	ORACLE CANADA ULC	1259980	121672	795.83	601.90	Computer Software	
2200-9821-PARK	Risk Mgt Costs-Park Water			2100AONRIS-U\$	AON RISK SERVICES NOI	700000216717	109455	0	(92.33)	Insurance	
2200-9821-PARK	Risk Mgt Costs-Park Water			2100AONREED	AON REED STENHOUSE	3450000472002	109458	0	(7.26)	Insurance	
2200-9821-PARK	Risk Mgt Costs-Park Water			AUG 2020-INSURANCE INVOICE(S)		AUG 2020-INSURANCE IN	120753	693.9	514.04	Insurance	
2200-9821-PARK	Risk Mgt Costs-Park Water			AUG 2020-INSURANCE INVOICE(S)		AUG 2020-INSURANCE IN	120753	10408.53	7,710.59	Insurance	
2200-9821-PARK	Risk Mgt Costs-Park Water			AUG 2020-INSURANCE INVOICE(S)		AUG 2020-INSURANCE IN	120753	17347.54	12,850.98	Insurance	
2200-9821-PARK	Risk Mgt Costs-Park Water			2100AONRIS-U\$	AON RISK SERVICES NOI		700000216658.1	122277	314927.41	238,184.40	Insurance
2200-9800-PARK	IT Costs -Park Water	Edward	Mohacsy				125208	247.69	187.33	Labour	
2200-9800-PARK	IT Costs -Park Water	Edward	Mohacsy				125207	185.78	140.51	Labour	
2200-9800-PARK	IT Costs -Park Water	Garfield	Neufville				124950	99.45	75.22	Labour	
2200-9800-PARK	IT Costs -Park Water	Garfield	Neufville				124949	99.45	75.22	Labour	
2200-9800-PARK	IT Costs -Park Water	Garfield	Neufville				124948	99.45	75.22	Labour	
2200-9800-PARK	IT Costs -Park Water	Edward	Mohacsy				123447	61.93	46.84	Labour	
2200-9800-PARK	IT Costs -Park Water	Edward	Mohacsy				123446	185.78	140.51	Labour	
2200-9800-PARK	IT Costs -Park Water	Garfield	Neufville				123129	99.45	75.22	Labour	
2200-9800-PARK	IT Costs -Park Water	Garfield	Neufville				123128	99.45	75.22	Labour	
2200-9800-PARK	IT Costs -Park Water	Garfield	Neufville				123127	99.45	75.22	Labour	
2200-9800-PARK	IT Costs -Park Water	Garfield	Neufville				123126	99.45	75.22	Labour	
2200-9811-PARK	Payroll Costs-Park Water	Danielle	Carter				125894	39.94	30.21	Labour	
2200-9811-PARK	Payroll Costs-Park Water	JEANETTE	SCOTT				124831	86.88	65.71	Labour	
2200-9811-PARK	Payroll Costs-Park Water	JEANETTE	SCOTT				124830	130.32	98.56	Labour	
2200-9811-PARK	Payroll Costs-Park Water	JEANETTE	SCOTT				124829	115.84	87.61	Labour	
2200-9811-PARK	Payroll Costs-Park Water	JEANETTE	SCOTT				124828	231.67	175.22	Labour	
2200-9811-PARK	Payroll Costs-Park Water	JEANETTE	SCOTT				124827	260.63	197.12	Labour	
2200-9811-PARK	Payroll Costs-Park Water	Danielle	Carter				124214	28.53	21.58	Labour	
2200-9811-PARK	Payroll Costs-Park Water	Danielle	Carter				124213	57.05	43.15	Labour	
2200-9811-PARK	Payroll Costs-Park Water	JEANETTE	SCOTT				123002	231.67	175.22	Labour	
2200-9811-PARK	Payroll Costs-Park Water	JEANETTE	SCOTT				123001	231.67	175.22	Labour	
2200-9812-PARK	Training Costs-Park Water	Carrie	Burd				125809	191.72	145.00	Labour	
2200-9812-PARK	Training Costs-Park Water	Carrie	Burd				125808	191.72	145.00	Labour	
2200-9812-PARK	Training Costs-Park Water	Dainna	Datchko				125021	248.49	187.94	Labour	
2200-9812-PARK	Training Costs-Park Water	Dainna	Datchko				125020	248.49	187.94	Labour	
2200-9812-PARK	Training Costs-Park Water	France	Poirier				124911	133.95	101.31	Labour	
2200-9812-PARK	Training Costs-Park Water	France	Poirier				124910	167.43	126.63	Labour	
2200-9812-PARK	Training Costs-Park Water	Carrie	Burd				124127	191.72	145.00	Labour	
2200-9812-PARK	Training Costs-Park Water	Carrie	Burd				124126	191.72	145.00	Labour	
2200-9812-PARK	Training Costs-Park Water	Dainna	Datchko				123195	248.49	187.94	Labour	
2200-9812-PARK	Training Costs-Park Water	Dainna	Datchko				123194	198.79	150.35	Labour	

2200-9812-PARK	Training Costs-Park Watı France	Poirier	123082	133.95	101.31	Labour
2200-9812-PARK	Training Costs-Park Watı France	Poirier	123081	167.43	126.63	Labour
2200-9815-PARK	EH&S Costs-Park Water Olivia	Kajak	126180	47.04	35.58	Labour
2200-9815-PARK	EH&S Costs-Park Water Gary	Sommer	125360	159.44	120.59	Labour
2200-9815-PARK	EH&S Costs-Park Water Gary	Sommer	125359	199.3	150.73	Labour
2200-9815-PARK	EH&S Costs-Park Water ESTER	DI GIOVANNI	125181	272.66	206.22	Labour
2200-9815-PARK	EH&S Costs-Park Water ESTER	DI GIOVANNI	125180	218.12	164.97	Labour
2200-9815-PARK	EH&S Costs-Park Water Olivia	Kajak	124549	58.8	44.47	Labour
2200-9815-PARK	EH&S Costs-Park Water Olivia	Kajak	124548	47.04	35.58	Labour
2200-9815-PARK	EH&S Costs-Park Water Gary	Sommer	123614	199.3	150.73	Labour
2200-9815-PARK	EH&S Costs-Park Water Gary	Sommer	123613	199.3	150.73	Labour
2200-9815-PARK	EH&S Costs-Park Water ESTER	DI GIOVANNI	123409	163.6	123.73	Labour
2200-9815-PARK	EH&S Costs-Park Water ESTER	DI GIOVANNI	123408	272.66	206.22	Labour
2200-9815-PARK	EH&S Costs-Park Water ESTER	DI GIOVANNI	123407	174.49	131.97	Labour
2200-9815-PARK	EH&S Costs-Park Water ESTER	DI GIOVANNI	123406	218.12	164.97	Labour
2200-9815-PARK	EH&S Costs-Park Water ESTER	DI GIOVANNI	123405	218.12	164.97	Labour
2200-9817-PARK	Communications -Park V Stipe	Maglica	126201	148.41	112.24	Labour
2200-9817-PARK	Communications -Park V Amanda	Dillon	125305	138.53	104.77	Labour
2200-9817-PARK	Communications -Park V Amanda	Dillon	125304	138.53	104.77	Labour
2200-9817-PARK	Communications -Park V Sarah	Aspinall	125141	162.55	122.94	Labour
2200-9817-PARK	Communications -Park V Sarah	Aspinall	125140	162.55	122.94	Labour
2200-9817-PARK	Communications -Park V Stipe	Maglica	124586	148.41	112.24	Labour
2200-9817-PARK	Communications -Park V Stipe	Maglica	124585	148.41	112.24	Labour
2200-9817-PARK	Communications -Park V Amanda	Dillon	123558	138.53	104.77	Labour
2200-9817-PARK	Communications -Park V Amanda	Dillon	123557	138.53	104.77	Labour
2200-9817-PARK	Communications -Park V Sarah	Aspinall	123325	162.55	122.94	Labour
2200-9817-PARK	Communications -Park V Sarah	Aspinall	123324	162.55	122.94	Labour
2200-9820-PARK	Finance Costs-Park Wate Hardeep	Aulakh	126260	82.69	62.54	Labour
2200-9820-PARK	Finance Costs-Park Wate Hardeep	Aulakh	126259	82.69	62.54	Labour
2200-9820-PARK	Finance Costs-Park Wate Hardeep	Aulakh	126258	330.75	250.15	Labour
2200-9820-PARK	Finance Costs-Park Wate Hardeep	Aulakh	126257	330.75	250.15	Labour
2200-9820-PARK	Finance Costs-Park Wate Fayaz	Bawa	126160	110.25	83.38	Labour
2200-9820-PARK	Finance Costs-Park Wate Fayaz	Bawa	126159	27.56	20.84	Labour
2200-9820-PARK	Finance Costs-Park Wate Fayaz	Bawa	126158	137.81	104.23	Labour
2200-9820-PARK	Finance Costs-Park Wate Chitra	Badrinarayanan	125965	285.24	215.73	Labour
2200-9820-PARK	Finance Costs-Park Wate Chitra	Badrinarayanan	125964	171.14	129.44	Labour
2200-9820-PARK	Finance Costs-Park Wate Suliati	Fusigboye	125752	175.02	132.37	Labour
2200-9820-PARK	Finance Costs-Park Wate Suliati	Fusigboye	125751	218.78	165.47	Labour
2200-9820-PARK	Finance Costs-Park Wate Hui Quing	Han	125710	333.4	252.16	Labour
2200-9820-PARK	Finance Costs-Park Wate Hui Quing	Han	125709	333.4	252.16	Labour
2200-9820-PARK	Finance Costs-Park Wate Lily	Liu	125618	90.3	68.30	Labour
2200-9820-PARK	Finance Costs-Park Wate Dalia	Beshay	125587	42.51	32.15	Labour
2200-9820-PARK	Finance Costs-Park Wate Dalia	Beshay	125586	85.01	64.29	Labour
2200-9820-PARK	Finance Costs-Park Wate Chantal	Gabrielle	125554	161.3	121.99	Labour
2200-9820-PARK	Finance Costs-Park Wate Andrew	Lovric	125528	36.53	27.63	Labour
2200-9820-PARK	Finance Costs-Park Wate Andrew	Lovric	125527	36.53	27.63	Labour

2200-9820-PARK	Finance Costs-Park Wate Zohair	Qazi	125466	163.07	123.33	Labour
2200-9820-PARK	Finance Costs-Park Wate Zohair	Qazi	125465	163.07	123.33	Labour
2200-9820-PARK	Finance Costs-Park Wate Natlie	Aikens	124883	204.84	154.92	Labour
2200-9820-PARK	Finance Costs-Park Wate Natlie	Aikens	124882	153.63	116.19	Labour
2200-9820-PARK	Finance Costs-Park Wate Hardeep	Aulakh	124668	82.69	62.54	Labour
2200-9820-PARK	Finance Costs-Park Wate Hardeep	Aulakh	124667	82.69	62.54	Labour
2200-9820-PARK	Finance Costs-Park Wate Hardeep	Aulakh	124666	330.75	250.15	Labour
2200-9820-PARK	Finance Costs-Park Wate Hardeep	Aulakh	124665	330.75	250.15	Labour
2200-9820-PARK	Finance Costs-Park Wate Fayaz	Bawa	124517	110.25	83.38	Labour
2200-9820-PARK	Finance Costs-Park Wate Fayaz	Bawa	124516	27.56	20.84	Labour
2200-9820-PARK	Finance Costs-Park Wate Fayaz	Bawa	124515	110.25	83.38	Labour
2200-9820-PARK	Finance Costs-Park Wate Fayaz	Bawa	124514	27.56	20.84	Labour
2200-9820-PARK	Finance Costs-Park Wate Chitra	Badrinarayanan	124269	228.19	172.58	Labour
2200-9820-PARK	Finance Costs-Park Wate Chitra	Badrinarayanan	124268	285.24	215.73	Labour
2200-9820-PARK	Finance Costs-Park Wate Suliati	Fusigboye	124065	175.02	132.37	Labour
2200-9820-PARK	Finance Costs-Park Wate Suliati	Fusigboye	124064	218.78	165.47	Labour
2200-9820-PARK	Finance Costs-Park Wate Suliati	Fusigboye	124063	948.05	717.02	Labour
2200-9820-PARK	Finance Costs-Park Wate Suliati	Fusigboye	124062	948.05	717.02	Labour
2200-9820-PARK	Finance Costs-Park Wate Suliati	Fusigboye	124061	948.05	717.02	Labour
2200-9820-PARK	Finance Costs-Park Wate Hui Quing	Han	124004	333.4	252.16	Labour
2200-9820-PARK	Finance Costs-Park Wate Hui Quing	Han	124003	333.4	252.16	Labour
2200-9820-PARK	Finance Costs-Park Wate Jagtar	Singh	123909	244.61	185.00	Labour
2200-9820-PARK	Finance Costs-Park Wate Jagtar	Singh	123908	244.61	185.00	Labour
2200-9820-PARK	Finance Costs-Park Water		122484	-11040	(8,349.72)	Labour
2200-9820-PARK	Finance Costs-Park Wate Lily	Liu	123876	90.3	68.30	Labour
2200-9820-PARK	Finance Costs-Park Wate Dalia	Beshay	123852	85.01	64.29	Labour
2200-9820-PARK	Finance Costs-Park Wate Dalia	Beshay	123851	85.01	64.29	Labour
2200-9820-PARK	Finance Costs-Park Wate Andrew	Lovric	123785	36.53	27.63	Labour
2200-9820-PARK	Finance Costs-Park Wate Zohair	Qazi	123735	163.07	123.33	Labour
2200-9820-PARK	Finance Costs-Park Wate Zohair	Qazi	123734	163.07	123.33	Labour
2200-9820-PARK	Finance Costs-Park Wate Natlie	Aikens	123054	256.04	193.65	Labour
2200-9820-PARK	Finance Costs-Park Wate Natlie	Aikens	123053	204.84	154.92	Labour
2200-9820-PARK	Finance Costs-Park Wate Chantal	Van Staveren	122987	303.73	229.72	Labour
2200-9820-PARK	Finance Costs-Park Wate Chantal	Van Staveren	122986	303.73	229.72	Labour
2200-9822-PARK	Treasury Costs-Park Wat Vanessa	Blumer	126324	326.85	247.20	Labour
2200-9822-PARK	Treasury Costs-Park Wat Vanessa	Blumer	126323	326.85	247.20	Labour
2200-9822-PARK	Treasury Costs-Park Wat Vincent	Duff	126294	296.82	224.49	Labour
2200-9822-PARK	Treasury Costs-Park Wat Vincent	Duff	126293	296.82	224.49	Labour
2200-9822-PARK	Treasury Costs-Park Wat Shkelqim	Audiu	126105	107.87	81.58	Labour
2200-9822-PARK	Treasury Costs-Park Wat Shkelqim	Audiu	126104	107.87	81.58	Labour
2200-9822-PARK	Treasury Costs-Park Wat Efrain	Stantrich	125930	189.23	143.12	Labour
2200-9822-PARK	Treasury Costs-Park Wat Efrain	Stantrich	125929	189.23	143.12	Labour
2200-9822-PARK	Treasury Costs-Park Wat Rami	Khadra	125851	129.3	97.79	Labour
2200-9822-PARK	Treasury Costs-Park Wat Rami	Khadra	125850	215.5	162.99	Labour
2200-9822-PARK	Treasury Costs-Park Wat Michael	Mosindy	125236	117.11	88.57	Labour
2200-9822-PARK	Treasury Costs-Park Wat Michael	Mosindy	125235	195.19	147.63	Labour

2200-9822-PARK	Treasury Costs-Park Wat Victoria	Hernandez				124857	67.97	51.41	Labour	
2200-9822-PARK	Treasury Costs-Park Wat Victoria	Hernandez				124856	84.97	64.26	Labour	
2200-9822-PARK	Treasury Costs-Park Wat Janet	Swei				124788	92.79	70.18	Labour	
2200-9822-PARK	Treasury Costs-Park Wat Janet	Swei				124787	92.79	70.18	Labour	
2200-9822-PARK	Treasury Costs-Park Wat Janet	Swei				124786	61.86	46.79	Labour	
2200-9822-PARK	Treasury Costs-Park Wat Janet	Swei				124785	61.86	46.79	Labour	
2200-9822-PARK	Treasury Costs-Park Wat Vanessa	Blumer				124732	326.85	247.20	Labour	
2200-9822-PARK	Treasury Costs-Park Wat Vanessa	Blumer				124731	326.85	247.20	Labour	
2200-9822-PARK	Treasury Costs-Park Wat Vincent	Duff				124702	296.82	224.49	Labour	
2200-9822-PARK	Treasury Costs-Park Wat Vincent	Duff				124701	296.82	224.49	Labour	
2200-9822-PARK	Treasury Costs-Park Wat Shkelqim	Audiu				124458	86.29	65.26	Labour	
2200-9822-PARK	Treasury Costs-Park Wat Shkelqim	Audiu				124457	107.87	81.58	Labour	
2200-9822-PARK	Treasury Costs-Park Wat Efrain	Stantrich				124241	189.23	143.12	Labour	
2200-9822-PARK	Treasury Costs-Park Wat Rami	Khadra				124166	215.5	162.99	Labour	
2200-9822-PARK	Treasury Costs-Park Wat Rami	Khadra				124165	215.5	162.99	Labour	
2200-9822-PARK	Treasury Costs-Park Wat Michael	Mosindy				123474	195.19	147.63	Labour	
2200-9822-PARK	Treasury Costs-Park Wat Michael	Mosindy				123473	195.19	147.63	Labour	
2200-9822-PARK	Treasury Costs-Park Wat Victoria	Hernandez				123028	84.97	64.26	Labour	
2200-9822-PARK	Treasury Costs-Park Wat Victoria	Hernandez				123027	84.97	64.26	Labour	
2200-9822-PARK	Treasury Costs-Park Wat Janet	Swei				122937	92.79	70.18	Labour	
2200-9822-PARK	Treasury Costs-Park Wat Janet	Swei				122936	61.86	46.79	Labour	
2200-9822-PARK	Treasury Costs-Park Wat Janet	Swei				122935	61.86	46.79	Labour	
2200-9822-PARK	Treasury Costs-Park Wat Janet	Swei				122934	61.86	46.79	Labour	
2200-9860-PARK	LABS Mgt Costs-Park Wa Kirsten	Olsen				126077	395.78	299.33	Labour	
2200-9860-PARK	LABS Mgt Costs-Park Wa Kirsten	Olsen				126076	395.78	299.33	Labour	
2200-9860-PARK	LABS Mgt Costs-Park Wa Kirsten	Olsen				124418	395.78	299.33	Labour	
2200-9860-PARK	LABS Mgt Costs-Park Wa Kirsten	Olsen				124417	395.78	299.33	Labour	
2200-9860-PARK	LABS Mgt Costs-Park Wa Kirsten	Olsen				124416	316.62	239.46	Labour	
2200-9860-PARK	LABS Mgt Costs-Park Wa Kirsten	Olsen				124415	395.78	299.33	Labour	
2200-9860-PARK	LABS Mgt Costs-Park Wa Kirsten	Olsen				124414	395.78	299.33	Labour	
2200-9860-PARK	LABS Mgt Costs-Park Wa Kirsten	Olsen				124413	395.78	299.33	Labour	
2200-TARIFFSHARK	TariffShark	Christopher	Eacrett			126227	190.81	144.31	Labour	
2200-TARIFFSHARK	TariffShark	Biju	Varghese			125083	637.86	482.42	Labour	
2200-TARIFFSHARK	TariffShark	Biju	Varghese			125082	398.66	301.51	Labour	
2200-TARIFFSHARK	TariffShark	Francois	Potvin			124971	105.05	79.45	Labour	
2200-TARIFFSHARK	TariffShark	Francois	Potvin			124970	105.05	79.45	Labour	
2200-TARIFFSHARK	TariffShark	Christopher	Eacrett			124628	190.81	144.31	Labour	
2200-TARIFFSHARK	TariffShark	Christopher	Eacrett			124627	190.81	144.31	Labour	
2200-TARIFFSHARK	TariffShark	Rob	Ferrari			123502	196.48	148.60	Labour	
2200-9827-PARK	FPA Costs-Park Water	Munisali	Kapadia			125333	175.78	132.95	Labour	
2200-9827-PARK	FPA Costs-Park Water	Munisali	Kapadia			125332	175.78	132.95	Labour	
2200-9827-PARK	FPA Costs-Park Water	Munisali	Kapadia			123586	175.78	132.95	Labour	
2200-9827-PARK	FPA Costs-Park Water	Munisali	Kapadia			123585	175.78	132.95	Labour	
2200-9811-PARK	Payroll Costs-Park Water			2100MERCAN-US\$	MERCER (CANADA) LIM	111081954	121148	382.67	289.42	Licenses, Fees, Permits
2200-9811-PARK	Payroll Costs-Park Water			2100GUALIF	GUARDIAN-387411DO	387411 D0 JUL2020	121683	1838.56	1,390.53	Medical Benefits - Active
2200-9860-PARK	LABS Mgt Costs-Park Water			2100GUALIF	GUARDIAN-387411DO	387411 D0 JUL2020	121683	6307.85	4,770.72	Medical Benefits - Active

2200-9810-PARK	HR Costs-Park Water	2100STAINS	STANDARD INSURANCE 001636150003 AUG202C	118776	1031.76	764.32	Medical Benefits -Retirees
2200-9811-PARK	Payroll Costs-Park Water	2100VOYA	VOYA 144506	118785	3958.06	2,932.11	Other
2200-9815-PARK	EH&S Costs-Park Water	2100SAFSTA-US	SAFESTART-DIV ELECTRI IN000002597	118811	1295.58	959.76	Other
2200-9811-PARK	Payroll Costs-Park Water	2100FEDEX	FEDERAL EXPRESS CAN/ 2-435-70880.1	119056	68.65	50.86	Postage/Courier
2200-9811-PARK	Payroll Costs-Park Water	2100FEDEX	FEDERAL EXPRESS CAN/ 2-433-97166.1	119054	68.62	50.83	Postage/Courier
2200-9811-PARK	Payroll Costs-Park Water	2100FEDEX	FEDERAL EXPRESS CAN/ 2-439-22325.1	122297	68.11	51.51	Postage/Courier
2200-9811-PARK	Payroll Costs-Park Water	2100FEDEX	FEDERAL EXPRESS CAN/ 2-437-53012.1	122295	68.96	52.16	Postage/Courier
2200-9820-PARK	Finance Costs-Park Water	2100FEDEX	FEDERAL EXPRESS CAN/ 2-439-22325.1	122297	48.9	36.98	Postage/Courier
2200-9820-PARK	Finance Costs-Park Water	2100FEDEX	FEDERAL EXPRESS CAN/ 2-437-53012.1	122295	48.78	36.89	Postage/Courier
2200-9815-PARK	EH&S Costs-Park Water	2100SMISYS	SMITH SYSTEM DRIVER 202008-24331	121682	152.58	115.40	Seminars & Courses
							330,048.99

Row Labels	Sum of USD Amount
2200-9800-PARK	1,041.70
Labour	1,041.70
2200-9811-PARK	1,069.58
Labour	1,069.58
2200-9812-PARK	1,750.04
Labour	1,750.04
2200-9815-PARK	1,851.45
Labour	1,851.45
2200-9817-PARK	1,247.58
Labour	1,247.58
2200-9820-PARK	315.76
Labour	315.76
2200-9822-PARK	4,432.99
Labour	4,432.99
2200-9827-PARK	531.78
Labour	531.78
2200-9860-PARK	2,334.81
Labour	2,334.81
2200-TARIFFSHARK	1,524.38
Labour	1,524.38
Grand Total	16,100.06

Total Pivots 330,048.99

Row Labels	Sum of USD Amount
2200-9800-PARK	13,115.89
Communications	13,115.89
2100CENLINK	13,115.89
131181293	272.74
141287248	12,348.32
141290869	204.03
141294418	271.80
141301711	19.00
2200-9810-PARK	764.32
Medical Benefits -Retirees	764.32
2100STAINS	764.32
001636150003 AUG2020	764.32
2200-9811-PARK	4,817.42
Licenses, Fees, Permits	289.42
2100MERCAN-US\$	289.42
111081954	289.42
Medical Benefits - Active	1,390.53
2100GUALIF	1,390.53
387411 DO JUL2020	1,390.53
Other	2,932.11
2100VOYA	2,932.11
144506	2,932.11
Postage/Courier	205.36
2100FEDEX	205.36
2-433-97166.1	50.83
2-435-70880.1	50.86
2-437-53012.1	52.16
2-439-22325.1	51.51
2200-9812-PARK	601.90
Computer Software	601.90
2100ORACAN	601.90
1259980	601.90
2200-9815-PARK	1,075.16

AUG 2020-INSURANCE INVOICE(S) line item detail:

CAD	USD	
693.90	514.04	AON 3450000465860
10,408.53	7,710.59	AON 202007114
17,347.54	12,850.98	AON 202007085
	21,075.61	

Other	959.76
2100SAFSTA-US	959.76
IN000002597	959.76
Seminars & Courses	115.40
2100SMISYS	115.40
202008-24331	115.40
2200-9820-PARK	29,643.09
Accounting/Audit Services	29,569.22
2100ERNYOU	29,569.22
CA01C100282539	14,784.61
CA01C100286909	14,784.61
Postage/Courier	73.88
2100FEDEX	73.88
2-437-53012.1	36.89
2-439-22325.1	36.98
2200-9821-PARK	259,160.42
Insurance	259,160.42
2100AONREED	(7.26)
3450000472002	(7.26)
2100AONRIS-U\$	238,092.07
700000216717	(92.33)
700000216658.1	238,184.40
AUG 2020-INSURANCE INVOICE(S)	21,075.61
AUG 2020-INSURANCE INVOICE(S)	21,075.61
2200-9860-PARK	4,770.72
Medical Benefits - Active	4,770.72
2100GUALIF	4,770.72
387411 DO JUL2020	4,770.72
Grand Total	313,948.93



PO Box 4918, Monroe, LA 71211-4918

ATTN: GURKIRPAL GILL
LIBERTY UTILITIES CANADA ORP
354 DAVIS RD
OAKVILLE ON L6J2X1
CANADA

Invoice

Billing Account Number **89243479**
Invoice Number 131181293
Payment Due August 19, 2020
Invoice Date July 20, 2020

200 CENLINK

How to reach CenturyLink:
1-800-860-1020
care.inquiry@centurylink.com

Invoice of CenturyLink Communications, LLC.

Entity	Expense
2200-9800-Water	\$357.69
2200-9800-Calpeco	\$315.14
2200-9800-Granite	\$250.91
2200-9800-Enorth	\$508.63
2200-9800-MIDGAS	\$345.57
2200-9800-MidWat	\$14.49
2200-9800-Arkan	\$80.57
2200-9800-Woodson	\$2.27
2200-9800-Georg	\$275.09
2200-9800-NEG	\$311.25
2200-9800-WHWATER	\$9.84
2200-9800-WHSewer	\$10.21
2200-9800-Park	\$272.74
2200-9800-Empire	\$2,086.21
2100-9800-LABUS	\$995
Total	\$5,835.80

Bill-At-A-Glance

Previous Statement Balance 11,793.11
Payments 0.00
Credits/Adjustments (440.00)
Amount Past Due 11,353.11

Current Charges 5,835.80

Total Amount Due USD 17,188.91

Thank you for choosing CenturyLink for your telecommunication needs. Should you have any questions about your invoice, contact our Billing Department at 1-800-860-1020. CenturyLink is committed to delivering a superior service experience and we look forward to doing business with you.

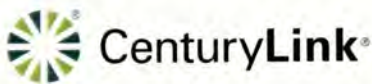
As RECEIVED

ED MOHACSY
Director, IT Infrastructure
Date: Aug 24/20
Signature: *[Signature]*

News You Can Use

Welcome to your new invoice

We've made some exciting changes that will help you better manage your services with us. See the last pages of your invoice for more information about how and where your account details are presented in the new format. If you have any questions, please dial the number at the top of your invoice to contact the Customer Care team. At CenturyLink, we're dedicated to helping you transform the future of your digital business. We have a relentless commitment to improving your experience with us and appreciate that you chose us.



Remittance - We appreciate your business!

Name LIBERTY UTILITIES CANADA ORP
Billing Account Number 89243479
Invoice Number 131181293
Payment Due August 19, 2020

Total Amount Due USD 17,188.91

Pay your bill online at: www.centurylink.com/business/login

CenturyLink
PO Box 52187
Phoenix, AZ 85072-2187

Amount Enclosed:

Grid for amount enclosed: 10 columns, 1 row

- Detach and enclose this portion with your payment
- Make check payable to CenturyLink
- Write the invoice number on the check
- Mail check to address noted in this Remittance section

013118129308924347921111000058358000017188917



PO Box 4918, Monroe, LA 71211-4918

ATTN: GURKIRPAL GILL
LIBERTY UTILITIES CANADA CORP
354 DAVIS RD
OAKVILLE ON L6J2X1
CANADA

Invoice of CenturyLink Communications, LLC.

Invoice

Billing Account Number **87970334**
Invoice Number 141287248
Payment Due September 15, 2020
Invoice Date August 16, 2020

200CENTLINK

How to reach CenturyLink:
1-800-860-1020
care.inquiry@centurylink.com

Manage Services Your Way via Control Center

Register for paperless billing, view and pay your invoice, manage repair tickets, check order status and much more.

RECEIVED

2200-9800-Park
6-7200-0000-0000

Bill-At-A-Glance

Previous Statement Balance 22,840.36
Payment Received - Thank You! (11,280.66)
Credits/Adjustments (240.36)
Amount Past Due 11,319.34

Current Charges **12,348.32**

Total Amount Due USD 23,667.66

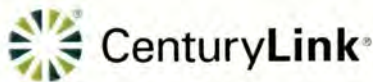
Your invoice reflects an amount past due. If you have not already done so, please pay total amount due in accordance with your payment terms.

APPROVED
ED MOHACSY
Director, IT Infrastructure
Date: Aug 24/20
Signature: *[Signature]*

News You Can Use

Welcome to your new invoice

We've made some exciting changes that will help you better manage your services with us. See the last pages of your invoice for more information about how and where your account details are presented in the new format. If you have any questions, please dial the number at the top of your invoice to contact the Customer Care team. At CenturyLink, we're dedicated to helping you transform the future of your digital business. We have a relentless commitment to improving your experience with us and appreciate that you chose us.



Remittance - We appreciate your business!

Name LIBERTY UTILITIES CANADA CORP
Billing Account Number 87970334
Invoice Number 141287248
Payment Due **September 15, 2020**

Total Amount Due USD 23,667.66

Pay your bill online at: www.centurylink.com/business/login

CenturyLink
PO Box 52187
Phoenix, AZ 85072-2187

Amount Enclosed:

- Detach and enclose this portion with your payment
- Make check payable to CenturyLink
- Write the invoice number on the check
- Mail check to address noted in this Remittance section

014128724808797033421111000121079600023667662



PO Box 4918, Monroe, LA 71211-4918

ATTN: GURKIPAL GILL
LIBERTY UTILITIES
354 DAVIS ROAD
OAKVILLE ON L62X1
CANADA

APPROVED
ED MOHACSY
Director, IT Infrastructure
Date: Aug 24/20
Signature: Ed Mohacsy

Invoice

Billing Account Number **86091974**
Invoice Number 141290869
Payment Due September 15, 2020
Invoice Date August 16, 2020

How to reach CenturyLink:
1-800-860-1020
care.inquiry@centurylink.com

2000 CENTLINK

Invoice of CenturyLink Communications, LLC.

Entity	Expense
2200-9800-Water	\$267.59
2200-9800-Calpeco	\$235.76
2200-9800-Granite	\$187.70
2200-9800-Enorth	\$380.50
2200-9800-MIDGAS	\$258.52
2200-9800-MidWat	\$10.84
2200-9800-Arkan	\$60.28
2200-9800-Woodson	\$1.70
2200-9800-Georg	\$205.80
2200-9800-NEG	\$232.85
2200-9800-WHWATER	\$7.36
2200-9800-WHSewer	\$7.64
2200-9800-Park	\$204.03
2200-9800-Empire	\$1,491.07
2100-9800-LABUS	\$14,506.60
2200-C-First	\$13,000.00
Total	\$31,058.23

Bill-At-A-Glance

Previous Statement Balance 65,785.26
Payment Received - Thank You! (34,383.58)
Credits/Adjustments 0.00
Amount Past Due 31,401.68

Current Charges 31,058.23

Total Amount Due USD 62,459.91

Your invoice reflects an amount past due. If you have not already done so, please pay **total amount due** in accordance with your payment terms.

News You Can Use

Welcome to your new invoice

We've made some exciting changes that will help you better manage your services with us. See the last pages of your invoice for more information about how and where your account details are presented in the new format. If you have any questions, please dial the number at the top of your invoice to contact the Customer Care team. At CenturyLink, we're dedicated to helping you transform the future of your digital business. We have a relentless commitment to improving your experience with us and appreciate that you chose us.



Remittance - We appreciate your business!

Name LIBERTY UTILITIES
Billing Account Number 86091974
Invoice Number 141290869
Payment Due September 15, 2020

Total Amount Due USD 62,459.91

Pay your bill online at: www.centurylink.com/business/login

CenturyLink
PO Box 52187
Phoenix, AZ 85072-2187

Amount Enclosed:

--	--	--	--	--	--	--	--	--	--

- Detach and enclose this portion with your payment
- Make check payable to CenturyLink
- Write the invoice number on the check
- Mail check to address noted in this Remittance section

01412908690860919742111000310582300062459914



PO Box 4918, Monroe, LA 71211-4918

ATTN: GURKIRPAL GILL
LIBERTY UTILITIES
354 DAVIS ROAD
OAKVILLE ON L6J2X1
CANADA

Invoice of CenturyLink Communications, LLC.

Invoice

Billing Account Number **86091954**
Invoice Number 141294418
Payment Due September 15, 2020
Invoice Date August 16, 2020

200 CENLINK

How to reach CenturyLink:
1-800-860-1020
care.inquiry@centurylink.com

Entity	Expense
2200-9800-Water	\$356.50
2200-9800-Calpeco	\$314.09
2200-9800-Granite	\$250.07
2200-9800-Enorth	\$506.93
2200-9800-MIDGAS	\$344.41
2200-9800-MidWat	\$14.44
2200-9800-Arkan	\$80.30
2200-9800-Woodson	\$2.26
2200-9800-Georg	\$274.17
2200-9800-NEG	\$310.21
2200-9800-WHWATE	\$9.70
2200-9800-WHSewer	\$10.16
2200-9800-Park	\$271.80
2200-9800-Empire	\$1,986.10
Total	\$4,731.16

Bill-At-A-Glance

Previous Statement Balance	9,462.43
Payment Received - Thank You!	(4,731.16)
Credits/Adjustments	0.00
Amount Past Due	4,731.27

Current Charges 4,731.16

Total Amount Due USD 9,462.43

Your invoice reflects an amount past due. If you have not already done so, please pay **total amount due** in accordance with your payment terms.

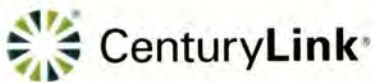
APPROVED
ED MOHACSY
Director, IT Infrastructure
Date: Aug 24/20
Signature: *[Signature]*

RECEIVED

News You Can Use

Welcome to your new invoice

We've made some exciting changes that will help you better manage your services with us. See the last pages of your invoice for more information about how and where your account details are presented in the new format. If you have any questions, please dial the number at the top of your invoice to contact the Customer Care team. At CenturyLink, we're dedicated to helping you transform the future of your digital business. We have a relentless commitment to improving your experience with us and appreciate that you chose us.



Remittance - We appreciate your business!

Name LIBERTY UTILITIES
Billing Account Number 86091954
Invoice Number 141294418
Payment Due **September 15, 2020**

Total Amount Due USD 9,462.43

Pay your bill online at: www.centurylink.com/business/login

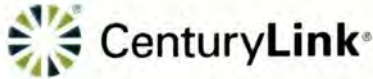
CenturyLink
PO Box 52187
Phoenix, AZ 85072-2187

Amount Enclosed:

--	--	--	--	--	--	--	--	--	--	--	--

- Detach and enclose this portion with your payment
- Make check payable to CenturyLink
- Write the invoice number on the check
- Mail check to address noted in this Remittance section

014129441808609195401111000047311600009462438



PO Box 4918, Monroe, LA 71211-4918

ATTN: GURKIRPAL GILL
LIBERTY UTILITIES CANADA CORP
354 DAVIS RD
OAKVILLE ON L6J2X1
CANADA

Invoice

Billing Account Number **86969864**
Invoice Number 141301711
Payment Due September 15, 2020
Invoice Date August 16, 2020

How to reach CenturyLink:
1-800-860-1020
care.inquiry@centurylink.com

Invoice of CenturyLink Communications, LLC.

Entity	Expense
2200-9800-Water	\$24.92
2200-9800-Calpeco	\$21.95
2200-9800-Granite	\$17.48
2200-9800-Enorth	\$35.43
2200-9800-MIDGAS	\$24.07
2200-9800-MidWat	\$1.01
2200-9800-Arkan	\$5.61
2200-9800-Woodson	\$0.16
2200-9800-Georg	\$19.16
2200-9800-NEG	\$21.68
2200-9800-WHWATER	\$0.69
2200-9800-WHSewer	\$0.71
2200-9800-Park	\$19.00
2200-9800-Empire	\$138.84
Total	\$330.72

Bill-At-A-Glance

Previous Statement Balance	890.90
Payment Received - Thank You!	(493.70)
Credits/Adjustments	0.00
Amount Past Due	397.20
Current Charges	330.72
Total Amount Due	USD 727.92

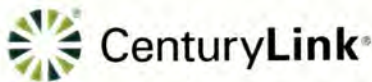
Your invoice reflects an amount past due. If you have not already done so, please pay **total amount due** in accordance with your payment terms.

APPROVED
D MOHACSY
Director, IT Infrastructure
Date: Aug 24/20
Signature: [Handwritten Signature]

News You Can Use

Welcome to your new invoice

We've made some exciting changes that will help you better manage your services with us. See the last pages of your invoice for more information about how and where your account details are presented in the new format. If you have any questions, please dial the number at the top of your invoice to contact the Customer Care team. At CenturyLink, we're dedicated to helping you transform the future of your digital business. We have a relentless commitment to improving your experience with us and appreciate that you chose us.



Remittance - We appreciate your business!

Name LIBERTY UTILITIES CANADA CORP
Billing Account Number 86969864
Invoice Number 141301711
Payment Due **September 15, 2020**

Total Amount Due USD 727.92

Pay your bill online at: www.centurylink.com/business/login

CenturyLink
PO Box 52187
Phoenix, AZ 85072-2187

Amount Enclosed:

--	--	--	--	--	--	--	--	--	--

- Detach and enclose this portion with your payment
- Make check payable to CenturyLink
- Write the invoice number on the check
- Mail check to address noted in this Remittance section

014130171108696986401111000003307200000727927

Document Type	Document Number	Document Company	GL Date	Actual Amount	Post Status	Business Unit	Object Account	Subsidiary	Description	Subledger	JE Explanation	Batch Type	Batch Number	Batch Date	Remark
JE	331431	04100	1/31/2020	10,441.28	Posted	1030	7011	2	Telemetry	W.00009571	10-601 LABS Direct Billing	G	301178	1/30/2020	Centurylink
JE	331431	04100	1/31/2020	3,440.36	Posted	1030	7011	2	Telemetry	W.00009571	10-601 LABS Direct Billing	G	301178	1/30/2020	Softchoice supp
JE	331673	04100	2/25/2020	187.00	Posted	1030	7011	2	Telemetry	W.00009571	10-601 LABS JE Feb	G	301732	2/25/2020	Softchoice
JE	331953	04100	3/31/2020	21,712.96	Posted	1030	7011	2	Telemetry	W.00009571	10-601 LABS Direct Billing Mar	G	302266	3/27/2020	Centurylink
JE	332122	04100	4/25/2020	11,792.25	Posted	1030	7011	2	Telemetry	W.00009571	10-601 LABS Direct	G	302868	4/25/2020	Centurylink
JE	332122	04100	4/25/2020	454.93	Posted	1030	7011	2	Telemetry	W.00009571	10-601 LABS Direct	G	302868	4/25/2020	DatGuard
JE	332577	04100	6/30/2020	778.70	Posted	1030	7011	2	Telemetry	W.00009571	10-601 LABS Direct June	G	303831	6/30/2020	Centurylink
JE	332577	04100	6/30/2020	900.82	Posted	1030	7011	2	Telemetry	W.00009571	10-601 LABS Direct June	G	303831	6/30/2020	DatGuard
JE	332577	04100	6/30/2020	849.71	Posted	1030	7011	2	Telemetry	W.00009571	10-601 LABS Direct June	G	303831	6/30/2020	Entco
JE	332761	04100	7/27/2020	443.33	Posted	1030	7011	2	Telemetry	W.00009571	10-601 LABS Direct July	G	304239	7/27/2020	DatGuard
Grand Total				51,001.34											

(0.00)

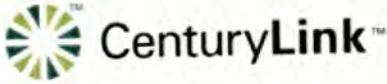
Communications	10,441.27	Communications	11,792.26	Data Centre Expense	443.33
2100CENLINK		2100CENLINK		2100DATGAR-US	
1484413883	81.92	1488476182	272.47	B1-2050711	443.33
1484413884	199.49	1489974721	215.95		
1484413957	33.71	1489974722	199.49		
1484414011	10,126.15	1489974789	21.30		
		1489974842	11,083.04		
Computer Supplies	3,440.36	Data Centre Expense	454.93		
2100SOFTCH-US		2100DATGAR-US			
5296606	3,440.36	B1-2019675	454.93		
Computer Software	187.00	Communications			
2100SOFTCH-US		2100CENLINK	778.70		
5311069	187.00	1490333178	288.08		
		1491808460	271.83		
Communications	21,712.96	1491808461	199.49		
2100CENLINK		1491808570	19.30		
1484768752	57.15	Data Centre Expense			
1486280523	81.85	2100DATGAR-US	900.82		
1486280524	199.49	B1-2033074	444.62		
1486280594	39.93	B1-2041049	456.20		
1486280753	10,230.92	Other			
1486636345	61.66	2100ENTSOF			
1488131012	81.85	ICASA4072036	849.71		
1488131090	199.49				
1488131516	37.90				
1488131569	10,722.72				

Divisions	Account		GL Posting	WS Transaction		Employee ID	First Name	Last Name	TRX			Transaction Amount	USD	TrxDesc	
	Number	Source Document		Cost Code Description	Date				Date	Hours/Units	Vendor ID				Document Number
2200-9800US	2200-1-000	PMTRX	Communications	1/21/2020	1/1/1900				0 2100CENLINK	1484413957	ACCT 869698I	44.4	33.71	LABS Billing	
2200-9800US	2200-1-000	PMTRX	Communications	1/21/2020	1/1/1900				0 2100CENLINK	1484413884	ACCT 860919I	262.77	199.49	LABS Billing	
2200-9800US	2200-1-000	PMTRX	Communications	1/21/2020	1/1/1900				0 2100CENLINK	1484413883	ACCT 860919I	107.91	81.92	LABS Billing	
2200-9800US	2200-1-000	PMTRX	Communications	1/21/2020	1/1/1900				0 2100CENLINK	1484414011	ACCT 879703I	13338.16	10,126.15	LABS Billing	
2200-9815US	2200-1-000	PMTRX	Computer Software	1/13/2020	1/1/1900				0 2100GENSOF	GS-1172-20200108-0	ADD CONCER	418.92	318.04	LABS Billing	
2200-9815US	2200-1-000	PMTRX	Computer Software	1/6/2020	1/1/1900				0 2100GENSOF	GS-1172-20191230-0	I&M HRS WR	69.82	53.01	LABS Billing	
2200-9800US	2200-1-000	PMTRX	Computer Software	1/21/2020	1/1/1900				0 2100SOFTCH	5302647	NETMOTION I	3352.2	2,544.94	LABS Billing	
2200-9800US	2200-1-000	RECVG	Computer Supplies	1/21/2020	1/1/1900				0 2100SOFTCH-US	5296606	APC SMART-L	4531.64	3,440.36	LABS Billing	
2200-9815US	2200-1-000	PMTRX	Consulting Fees	1/13/2020	1/1/1900				0 2100DRALL	5600/2019	DEC19 OCCUF	47.22	35.85	LABS Billing	
2200-9800US	2200-1-000	PMTRX	Data Centre Expense	1/21/2020	1/1/1900				0 2100DATGAR-US	81-1989327	ACCT 623346	596.59	452.92	LABS Billing	
2200-9821US	2200-1-000	GI	Insurance	12/31/2019	12/31/2019				0 AON INW# 345000045I	AON INW# 34500004I	AON INW# 34I	18309.34	13,900.20	LABS Billing	
2200-9821US	2200-1-000	GI	Insurance	1/24/2020	1/24/2020				0 JAN 2020-INSURANCE	JAN 2020-INSURANC	JAN 2020-INS	926.65	703.50	LABS Billing	
2200-9821US	2200-1-000	GI	Insurance	1/24/2020	1/24/2020				0 JAN 2020-INSURANCE	JAN 2020-INSURANC	JAN 2020-INS	1682.75	1,277.52	LABS Billing	
2200-9821US	2200-1-000	GI	Insurance	1/24/2020	1/24/2020				0 JAN 2020-INSURANCE	JAN 2020-INSURANC	JAN 2020-INS	6758.04	5,130.61	LABS Billing	
2200-9821US	2200-1-000	GI	Insurance	1/24/2020	1/24/2020				0 JAN 2020-INSURANCE	JAN 2020-INSURANC	JAN 2020-INS	2556.71	1,941.02	LABS Billing	
2200-9821US	2200-1-000	PMTRX	Insurance	1/13/2020	1/1/1900				0 2100AONRIS	610000021350I	RNW-ARCHITI	9796.83	7,437.62	LABS Billing	
2200-9860US	2200-1-0000-10-1250-0001		Labour	1/23/2020	1/11/2020	115025	Kirsten	Olsen				175	395.78	300.47	LABS Billing
2200-9828US	2200-1-0000-10-1250-0001		Labour	1/23/2020	1/11/2020	11752	Kulvinder	Bhambra				160	117.97	89.56	LABS Billing
2200-9827-ICUS	2200-1-0000-10-1250-0001		Labour	1/23/2020	1/11/2020	9676	Munisali	Kapadia				250	172.31	130.82	LABS Billing
2200-9827-ICUS	2200-1-0000-10-1250-0001		Labour	1/23/2020	1/11/2020	9676	Munisali	Kapadia				200	137.84	104.65	LABS Billing
2200-9824US	2200-1-0000-10-1250-0001		Labour	1/23/2020	1/11/2020	9961	Anna	Wilson				2600	2480.62	1,883.25	LABS Billing
2200-9824US	2200-1-0000-10-1250-0001		Labour	1/23/2020	1/11/2020	9961	Anna	Wilson				2000	1908.18	1,448.66	LABS Billing
2200-9823US	2200-1-0000-10-1250-0001		Labour	1/23/2020	1/11/2020	9967	Jennifer	Tindale				210	566.93	430.41	LABS Billing
2200-9823US	2200-1-0000-10-1250-0001		Labour	1/23/2020	1/11/2020	9967	Jennifer	Tindale				140	377.95	286.93	LABS Billing
2200-9822US	2200-1-0000-10-1250-0001		Labour	1/23/2020	1/11/2020	115040	Shkelqim	Audiu				175	107.87	81.89	LABS Billing
2200-9822US	2200-1-0000-10-1250-0001		Labour	1/23/2020	1/11/2020	12240	Efrain	Stantrich				140	148.43	112.69	LABS Billing
2200-9822US	2200-1-0000-10-1250-0001		Labour	1/23/2020	1/11/2020	11815	Rami	Khadra				175	210.25	159.62	LABS Billing
2200-9822US	2200-1-0000-10-1250-0001		Labour	1/23/2020	1/11/2020	11815	Rami	Khadra				140	168.2	127.70	LABS Billing
2200-9822US	2200-1-0000-10-1250-0001		Labour	1/23/2020	1/11/2020	1563	Victoria	Hernandez				150	84.95	64.49	LABS Billing
2200-9822US	2200-1-0000-10-1250-0001		Labour	1/23/2020	1/11/2020	1563	Victoria	Hernandez				120	67.96	51.59	LABS Billing
2200-9822US	2200-1-0000-10-1250-0001		Labour	1/23/2020	1/11/2020	1125	Janet	Swei				120	85.91	65.22	LABS Billing
2200-9822US	2200-1-0000-10-1250-0001		Labour	1/23/2020	1/11/2020	1125	Janet	Swei				40	28.64	21.74	LABS Billing
2200-9822US	2200-1-0000-10-1250-0001		Labour	1/23/2020	1/11/2020	1125	Janet	Swei				40	28.64	21.74	LABS Billing
2200-9822US	2200-1-0000-10-1250-0001		Labour	1/23/2020	1/11/2020	1125	Janet	Swei				80	57.27	43.48	LABS Billing
2200-9822US	2200-1-0000-10-1250-0001		Labour	1/23/2020	1/11/2020	1125	Janet	Swei				40	28.64	21.74	LABS Billing
2200-9822US	2200-1-0000-10-1250-0001		Labour	1/23/2020	1/11/2020	1125	Janet	Swei				160	114.56	86.97	LABS Billing
2200-9820US	2200-1-0000-10-1250-0001		Labour	1/23/2020	1/11/2020	115058	Innocent	Egaru				225	66.15	50.22	LABS Billing
2200-9820US	2200-1-0000-10-1250-0001		Labour	1/23/2020	1/11/2020	11820	Xuan	Sun				60	32.35	24.56	LABS Billing
2200-9820US	2200-1-0000-10-1250-0001		Labour	1/23/2020	1/11/2020	11820	Xuan	Sun				35	18.87	14.33	LABS Billing
2200-9820US	2200-1-0000-10-1250-0001		Labour	1/23/2020	1/11/2020	11820	Xuan	Sun				120	64.72	49.13	LABS Billing
2200-9820US	2200-1-0000-10-1250-0001		Labour	1/23/2020	1/11/2020	11636	Sullat	Fusigboye				1300	893.72	678.50	LABS Billing
2200-9820US	2200-1-0000-10-1250-0001		Labour	1/23/2020	1/11/2020	11636	Sullat	Fusigboye				260	178.74	135.70	LABS Billing
2200-9820US	2200-1-0000-10-1250-0001		Labour	1/23/2020	1/11/2020	11555	Hui Quing	Han				180	189.6	143.94	LABS Billing
2200-9820US	2200-1-0000-10-1250-0001		Labour	1/23/2020	1/11/2020	11468	Amina	Shakout				120	48.02	36.46	LABS Billing
2200-9820US	2200-1-0000-10-1250-0001		Labour	1/23/2020	1/11/2020	11356	Jagtar	Singh				400	473.8	359.70	LABS Billing
2200-9820US	2200-1-0000-10-1250-0001		Labour	1/23/2020	1/11/2020	11356	Jagtar	Singh				400	473.8	359.70	LABS Billing
2200-9820US	2200-1-0000-10-1250-0001		Labour	1/23/2020	1/11/2020	11350	Lily	Liu				100	87.24	66.23	LABS Billing
2200-9820US	2200-1-0000-10-1250-0001		Labour	1/23/2020	1/11/2020	11350	Lily	Liu				100	87.24	66.23	LABS Billing
2200-9820US	2200-1-0000-10-1250-0001		Labour	1/23/2020	1/11/2020	11344	Dalia	Beshay				96	82.94	62.97	LABS Billing
2200-9820US	2200-1-0000-10-1250-0001		Labour	1/23/2020	1/11/2020	11344	Dalia	Beshay				96	82.94	62.97	LABS Billing
2200-9820US	2200-1-0000-10-1250-0001		Labour	1/23/2020	1/11/2020	11270	Andrew	Lovric				96	35.65	27.06	LABS Billing
2200-9820US	2200-1-0000-10-1250-0001		Labour	1/23/2020	1/11/2020	11270	Andrew	Lovric				48	17.82	13.53	LABS Billing
2200-9820US	2200-1-0000-10-1250-0001		Labour	1/23/2020	1/11/2020	9984	Zohair	Qazi				225	141.46	107.39	LABS Billing
2200-9820US	2200-1-0000-10-1250-0001		Labour	1/23/2020	1/11/2020	9984	Zohair	Qazi				180	113.16	85.91	LABS Billing
2200-9820US	2200-1-0000-10-1250-0001		Labour	1/23/2020	1/11/2020	9863	Sandesh	Tanwani				450	388.8	295.17	LABS Billing
2200-9820US	2200-1-0000-10-1250-0001		Labour	1/23/2020	1/11/2020	9863	Sandesh	Tanwani				270	233.27	177.10	LABS Billing
2200-9820US	2200-1-0000-10-1250-0001		Labour	1/23/2020	1/11/2020	1579	Ahmed	Abdul-Gawad				180	156.28	118.65	LABS Billing
2200-9820US	2200-1-0000-10-1250-0001		Labour	1/23/2020	1/11/2020	1573	Nattie	Aikens				235	251.02	190.57	LABS Billing
2200-9820US	2200-1-0000-10-1250-0001		Labour	1/23/2020	1/11/2020	1573	Nattie	Aikens				47	50.2	38.11	LABS Billing
2200-9820US	2200-1-0000-10-1250-0001		Labour	1/23/2020	1/11/2020	1507	Chantal	Van Staveren				200	292.04	221.71	LABS Billing
2200-9817US	2200-1-0000-10-1250-0001		Labour	1/23/2020	1/11/2020	115052	Kaitlyn	Nash				200	64.68	49.10	LABS Billing
2200-9817US	2200-1-0000-10-1250-0001		Labour	1/23/2020	1/11/2020	11823	Stephanie	Bose				200	243.11	184.57	LABS Billing
2200-9817US	2200-1-0000-10-1250-0001		Labour	1/23/2020	1/11/2020	11823	Stephanie	Bose				200	243.11	184.57	LABS Billing
2200-9817US	2200-1-0000-10-1250-0001		Labour	1/23/2020	1/11/2020	11471	Michael	Van Huysse				200	128.62	97.65	LABS Billing
2200-9817US	2200-1-0000-10-1250-0001		Labour	1/23/2020	1/11/2020	11471	Michael	Van Huysse				160	102.9	78.12	LABS Billing
2200-9817US	2200-1-0000-10-1250-0001		Labour	1/23/2020	1/11/2020	11471	Michael	Van Huysse				120	77.18	58.59	LABS Billing
2200-9817US	2200-1-0000-10-1250-0001		Labour	1/23/2020	1/11/2020	11471	Michael	Van Huysse				160	102.9	78.12	LABS Billing
2200-9817US	2200-1-0000-10-1250-0001		Labour	1/23/2020	1/11/2020	11471	Michael	Van Huysse				200	128.62	97.65	LABS Billing
2200-9817US	2200-1-0000-10-1250-0001		Labour	1/23/2020	1/11/2020	1708	Sarah	Aspinall				200	142.68	108.32	LABS Billing
2200-9817US	2200-1-0000-10-1250-0001		Labour	1/23/2020	1/11/2020	1708	Sarah	Aspinall				160	114.15	86.66	LABS Billing
2200-9817US	2200-1-0000-10-1250-0001		Labour	1/23/2020	1/11/2020	1708	Sarah	Aspinall				120	85.61	64.99	LABS Billing
2200-9815US	2200-1-0000-10-1250-0001		Labour	1/23/2020	1/11/2020	9712	Gary	Sommer				200	192.56	146.19	LABS Billing
2200-9815US	2200-1-0000-10-1250-0001		Labour	1/23/2020	1/11/2020	1741	ESTER	DI GIOVANNI				200	209.23	158.84	LABS Billing
2200-9815US	2200-1-0000-10-1250-0001		Labour	1/23/2020	1/11/2020	1741	ESTER	DI GIOVANNI				160	167.37	127.06	LABS Billing
2200-9812US	2200-1-0000-10-1250-0001		Labour	1/23/2020	1/11/2020	11807	Carrie	Burd				200	186.57	141.64	LABS Billing
2200-9812US	2200-1-0000-10-1250-0001		Labour	1/23/2020	1/11/2020	11807	Carrie	Burd				200			

2200-9800US	2200-1-0000-10-1250-0001	Labour	1/23/2020	1/11/2020	1611 Garfield	Neufville	100	96.55	73.30	LABS Billing		
2200-9800US	2200-1-0000-10-1250-0001	Labour	1/23/2020	1/11/2020	1611 Garfield	Neufville	100	96.55	73.30	LABS Billing		
2200-9828US	2200-1-0000-10-1250-0001	Meals and Entertainme	1/7/2020	1/1/1900			0 2100JEFILS	EXP20200107	2019 Outstan	81.24	61.68	LABS Billing
2200-9828US	2200-1-0000-10-1250-0001	Meals and Entertainme	1/7/2020	1/1/1900			0 2100JEFILS	EXP20200107	2019 Outstan	81.24	61.68	LABS Billing
2200-9828US	2200-1-0000-10-1250-0001	Meals and Entertainme	1/7/2020	1/1/1900			0 2100JEFILS	EXP20200107	2019 Outstan	157.31	119.43	LABS Billing
2200-9828US	2200-1-0000-10-1250-0001	Meals and Entertainme	1/7/2020	1/1/1900			0 2100JEFILS	EXP20200107	2019 Outstan	268.17	203.59	LABS Billing
2200-9811US	2200-1-000 PMTRX	Medical Benefits - Activ	1/24/2020	1/1/1900			0 2100EXEBLU	23712047	FEB20 COBRA	78.72	59.76	LABS Billing
2200-9811US	2200-1-000 PMTRX	Medical Benefits - Activ	1/24/2020	1/1/1900			0 2100EXEBLU	23534281	JAN20 COBRA	157.43	119.52	LABS Billing
2200-9811US	2200-1-000 PMTRX	Medical Benefits - Activ	1/24/2020	1/1/1900			0 2100EXEBLU	23536113	JAN20 ACTIVE	4274.16	3,244.88	LABS Billing
2200-9811US	2200-1-000 PMTRX	Medical Benefits - Activ	1/20/2020	1/1/1900			0 2100GUALIF2	387411 D1	DEC2019 DEC19 ACTIVE	9195	6,980.72	LABS Billing
2200-9811US	2200-1-000 PMTRX	Medical Benefits -Retirin	1/24/2020	1/1/1900			0 2100EXEBLU	23711989	FEB20 RETIRE	78.72	59.76	LABS Billing
2200-9811US	2200-1-000 PMTRX	Medical Benefits -Retirin	1/24/2020	1/1/1900			0 2100EXEBLU	23534270	JAN20 RETIRE	78.72	59.76	LABS Billing
2200-9815US	2200-1-000 PMTRX	Other	1/24/2020	1/1/1900			0 2100BUSHEA	6256	FRGO POWER	698.12	530.00	LABS Billing
2200-9815US	2200-1-000 PMTRX	Other	1/24/2020	1/1/1900			0 2100JKELL	9104697531	CUST# 20073	373.16	283.30	LABS Billing
2200-9810US	2200-1-000 PMTRX	Other	1/20/2020	1/1/1900			0 2100TOWNWAT-CDN	100740308771	2019 ENERGY	405.16	307.59	LABS Billing
2200-9815US	2200-1-000 PMTRX	Seminars & Courses	1/6/2020	1/1/1900			0 2100SMISYS	201910-21851	CUSTID: C011	225.81	171.43	LABS Billing
2200-9860US	2200-1-000 GJ	Travel	1/23/2020	1/23/2020			0 AMEX DEC 2019	AMEX DEC 2019	AMEX DEC 20	20	15.18	LABS Billing
2200-9860US	2200-1-000 GJ	Travel	1/23/2020	1/23/2020			0 AMEX DEC 2019	AMEX DEC 2019	AMEX DEC 20	400.36	303.95	LABS Billing
2200-9860US	2200-1-000 GJ	Travel	1/23/2020	1/23/2020			0 AMEX DEC 2019	AMEX DEC 2019	AMEX DEC 20	20	15.18	LABS Billing
2200-9860US	2200-1-000 GJ	Travel	1/23/2020	1/23/2020			0 AMEX DEC 2019	AMEX DEC 2019	AMEX DEC 20	20	15.18	LABS Billing
2200-9860US	2200-1-000 GJ	Travel	1/23/2020	1/23/2020			0 AMEX DEC 2019	AMEX DEC 2019	AMEX DEC 20	281.48	213.70	LABS Billing
2200-9860US	2200-1-000 GJ	Travel	1/23/2020	1/23/2020			0 AMEX DEC 2019	AMEX DEC 2019	AMEX DEC 20	20	15.18	LABS Billing
2200-9860US	2200-1-000 GJ	Travel	1/23/2020	1/23/2020			0 AMEX DEC 2019	AMEX DEC 2019	AMEX DEC 20	439.06	333.33	LABS Billing
2200-9860US	2200-1-000 GJ	Travel	1/23/2020	1/23/2020			0 AMEX DEC 2019	AMEX DEC 2019	AMEX DEC 20	20	15.18	LABS Billing
2200-9860US	2200-1-000 GJ	Travel	1/23/2020	1/23/2020			0 AMEX DEC 2019	AMEX DEC 2019	AMEX DEC 20	315.65	239.64	LABS Billing
2200-9860US	2200-1-000 GJ	Travel	1/23/2020	1/23/2020			0 AMEX DEC 2019	AMEX DEC 2019	AMEX DEC 20	20	15.18	LABS Billing
2200-9860US	2200-1-000 GJ	Travel	1/23/2020	1/23/2020			0 AMEX DEC 2019	AMEX DEC 2019	AMEX DEC 20	832.23	631.82	LABS Billing
2200-9860US	2200-1-000 GJ	Travel	1/23/2020	1/23/2020			0 AMEX DEC 2019	AMEX DEC 2019	AMEX DEC 20	30	22.78	LABS Billing
2200-9860US	2200-1-000 GJ	Travel	1/23/2020	1/23/2020			0 AMEX DEC 2019	AMEX DEC 2019	AMEX DEC 20	355.56	269.94	LABS Billing
2200-9860US	2200-1-000 GJ	Travel	1/23/2020	1/23/2020			0 AMEX DEC 2019	AMEX DEC 2019	AMEX DEC 20	20	15.18	LABS Billing
2200-9860US	2200-1-000 GJ	Travel	1/23/2020	1/23/2020			0 AMEX DEC 2019	AMEX DEC 2019	AMEX DEC 20	537.96	408.41	LABS Billing
2200-9828US	2200-1-0000-10-1250-0001	Travel	1/7/2020	1/1/1900			0 2100JEFILS	EXP20200107	2019 Outstan	114.53	86.95	LABS Billing
2200-9820US	2200-1-000 GJ	Travel	1/23/2020	1/23/2020			0 AMEX DEC 2019	AMEX DEC 2019	AMEX DEC 20	20	15.18	LABS Billing
2200-9820US	2200-1-000 GJ	Travel	1/23/2020	1/23/2020			0 AMEX DEC 2019	AMEX DEC 2019	AMEX DEC 20	393.72	298.91	LABS Billing
2200-9820US	2200-1-000 GJ	Travel	1/23/2020	1/23/2020			0 AMEX DEC 2019	AMEX DEC 2019	AMEX DEC 20	20	15.18	LABS Billing
2200-9820US	2200-1-000 GJ	Travel	1/23/2020	1/23/2020			0 AMEX DEC 2019	AMEX DEC 2019	AMEX DEC 20	535.91	406.86	LABS Billing
2200-9820US	2200-1-000 GJ	Travel	1/23/2020	1/23/2020			0 AMEX DEC 2019	AMEX DEC 2019	AMEX DEC 20	20	15.18	LABS Billing
2200-9820US	2200-1-000 GJ	Travel	1/23/2020	1/23/2020			0 AMEX DEC 2019	AMEX DEC 2019	AMEX DEC 20	20	15.18	LABS Billing
2200-9820US	2200-1-000 GJ	Travel	1/23/2020	1/23/2020			0 AMEX DEC 2019	AMEX DEC 2019	AMEX DEC 20	323.26	245.41	LABS Billing
2200-9820US	2200-1-000 GJ	Travel	1/23/2020	1/23/2020			0 AMEX DEC 2019	AMEX DEC 2019	AMEX DEC 20	20	15.18	LABS Billing
2200-9820US	2200-1-000 GJ	Travel	1/23/2020	1/23/2020			0 AMEX DEC 2019	AMEX DEC 2019	AMEX DEC 20	326.45	247.84	LABS Billing
2200-9820US	2200-1-000 GJ	Travel	1/23/2020	1/23/2020			0 AMEX DEC 2019	AMEX DEC 2019	AMEX DEC 20	20	15.18	LABS Billing
2200-9820US	2200-1-000 GJ	Travel	1/23/2020	1/23/2020			0 AMEX DEC 2019	AMEX DEC 2019	AMEX DEC 20	20	15.18	LABS Billing
2200-9820US	2200-1-000 GJ	Travel	1/23/2020	1/23/2020			0 AMEX DEC 2019	AMEX DEC 2019	AMEX DEC 20	332.86	252.70	LABS Billing
2200-9820US	2200-1-000 GJ	Travel	1/23/2020	1/23/2020			0 AMEX DEC 2019	AMEX DEC 2019	AMEX DEC 20	291	220.92	LABS Billing
2200-9820US	2200-1-000 GJ	Travel	1/23/2020	1/23/2020			0 AMEX DEC 2019	AMEX DEC 2019	AMEX DEC 20	20	15.18	LABS Billing
2200-9820US	2200-1-000 GJ	Travel	1/23/2020	1/23/2020			0 AMEX DEC 2019	AMEX DEC 2019	AMEX DEC 20	20	15.18	LABS Billing
2200-9820US	2200-1-000 GJ	Travel	1/23/2020	1/23/2020			0 AMEX DEC 2019	AMEX DEC 2019	AMEX DEC 20	331.79	251.89	LABS Billing
2200-9820US	2200-1-000 GJ	Travel	1/23/2020	1/23/2020			0 AMEX DEC 2019	AMEX DEC 2019	AMEX DEC 20	20	15.18	LABS Billing
2200-9815US	2200-1-000 GJ	Travel	1/23/2020	1/23/2020			0 AMEX DEC 2019	AMEX DEC 2019	AMEX DEC 20	297.49	225.85	LABS Billing
2200-9815US	2200-1-000 GJ	Travel	1/23/2020	1/23/2020			0 AMEX DEC 2019	AMEX DEC 2019	AMEX DEC 20	167.19	122.83	LABS Billing
2200-9815US	2200-1-000 GJ	Travel	1/23/2020	1/23/2020			0 AMEX DEC 2019	AMEX DEC 2019	AMEX DEC 20	359.97	273.28	LABS Billing
2200-9815US	2200-1-000 GJ	Travel	1/23/2020	1/23/2020			0 AMEX DEC 2019	AMEX DEC 2019	AMEX DEC 20	210	159.43	LABS Billing
2200-9815US	2200-1-000 GJ	Travel	1/23/2020	1/23/2020			0 AMEX DEC 2019	AMEX DEC 2019	AMEX DEC 20	20	15.18	LABS Billing
2200-9815US	2200-1-000 GJ	Travel	1/23/2020	1/23/2020			0 AMEX DEC 2019	AMEX DEC 2019	AMEX DEC 20	450.56	342.06	LABS Billing

Row Labels	Sum of USD
2200-9800-PARK	16,879.49
Communications	10,441.27
2100CENLINK	10,441.27
1484413883	81.92
1484413884	199.49
1484413957	33.71
1484414011	10,126.15
Computer Software	2,544.94
2100SOFTCH	2,544.94
5302647	2,544.94
Computer Supplies	3,440.36
2100SOFTCH-US	3,440.36
5296606	3,440.36
Data Centre Expense	452.92
2100DATGAR-US	452.92
B1-1989327	452.92
2200-9810-PARK	307.59
Other	307.59
2100TOWNWAT-CDN	307.59
100740308771	307.59
2200-9811-PARK	10,524.41
Medical Benefits - Active	10,404.88

Row Labels	Sum of USD
2200-9800-PARK	146.60
Labour	146.60
2200-9801-PARK	73.30
Labour	73.30
2200-9810-PARK	169.03
Labour	169.03
2200-9811-PARK	686.30
Labour	686.30
2200-9812-PARK	439.85
Labour	439.85
2200-9815-PARK	432.10
Labour	432.10
2200-9817-PARK	1,088.34
Labour	1,088.34
2200-9820-PARK	3,385.84
Labour	3,385.84
2200-9822-PARK	858.88
Labour	858.88
2200-9823-PARK	717.34
Labour	717.34
2200-9824-PARK	3,331.92
Labour	3,331.92



CALIFORNIA PACIFIC ELECTRIC CO
 Account: 86091954
 Phone: 775-834-2760

January 15, 2020
 Invoice: 1484413883
 Billing Cycle: 45-293

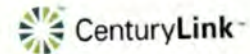
LOCCENLINK

Payment Summary

Previous Balance	2,747.97
Payment(s) Received - Thank You	-2,747.97
Balance Forward	0.00
Current Charges	
Current Gross Charges	2,746.10
Government Fees and Taxes	0.01
Other Fees & Monthly Charges	0.77
Current Net Charges	\$2,746.88
Amount Due	\$2,746.88

RECEIVED
JAN 20 2020

Please fold here, tear here, and return this portion with your payment.



To change your billing address call us at 800-860-1020

Invoice 1484413883
 Account 86091954
Amount Due \$2,746.88

Amount Paid: \$ _____

Payment Due for New Charges :
 February 14, 2020
 unless your contract states otherwise.

LIBERTY UTILITIES
 ATTN: Gurkirpal Gill
 354 Davis Road
 Oakville On L6j2x1
 Canada
 Oakville, ON L6J2X-1

APPROVED
 ED MOHACSY
 Director, IT Infrastructure
 Date: *Jan 20/20*
 Signature: *[Signature]*

Please Send Payment to:
CENTURYLINK
Business Services
 PO BOX 52187
 PHOENIX, AZ 85072-2187

104

148441388308609195401111000027468800002746882

Entity	Expense
2200-9800-Water	\$107.44
2200-9800-Calpeco	\$94.66
2200-9800-Granite	\$75.36
2200-9800-Enorth	\$152.77
2200-9800-MIDGAS	\$103.79
2200-9800-MidWat	\$4.35
2200-9800-Arkan	\$24.20
2200-9800-Woodson	\$0.68
2200-9800-Georg	\$82.63
2200-9800-NEG	\$93.49
2200-9800-WHWAT	\$2.95
2200-9800-WHSewe	\$3.07
2200-9800-Park	\$81.92
2200-9800-Empire	\$598.66
2100-9800-LABUS	\$1,322.00
Total	\$2,747.97

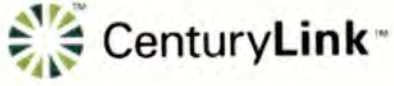
-\$1.09

APPROVED
ED MOHACSY
Director, IT Infrastructure

Date: *Jan 20/20*

Signature: *Ed Mohacsy*

200CENLINK



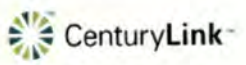
APPROVED
ED MOHACSY
Director, IT Infrastructure
Date: Jan 20/20
Signature: [Handwritten Signature]

CALIFORNIA PACIFIC ELECTRIC CO
Account: 86091974
Phone: 775-834-2760

January 15, 2020
Invoice: 1484413884
Billing Cycle: 45-293

Payment Summary	
Previous Balance	12,255.58
Payment(s) Received - Thank You	-12,255.58
Balance Forward	0.00
Current Charges	
Current Gross Charges	10,488.60
Discounts, Promotions and Fees	-315.00
Government Fees and Taxes	599.54
Other Fees & Monthly Charges	1,960.04
Current Net Charges	\$12,733.18
Amount Due	\$12,733.18

Please fold here, tear here, and return this portion with your payment.



To change your billing address call us at 800-860-1020

Invoice 1484413884
Account 86091974
Amount Due \$12,733.18

Amount Paid: \$ _____

Payment Due for New Charges :
February 14, 2020
unless your contract states otherwise.

LIBERTY UTILITIES
ATTN: Gurkupal Gill
354 Davis Road
Oakville On L62x1
Canada
Oakville, ON L62X1

RECEIVED
JAN 20 2020


Please Send Payment to:
CENTURYLINK
Business Services
PO BOX 52187
PHOENIX, AZ 85072-2187

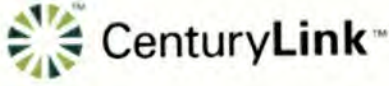
104

148441388408609197421111000127331800012733181

Entity	Expense
2200-9800-Water	\$261.64
2200-9800-Calpeco	\$230.51
2200-9800-Granite	\$183.53
2200-9800-Enorth	\$372.04
2200-9800-MIDGAS	\$252.77
2200-9800-MidWat	\$10.60
2200-9800-Arkan	\$58.93
2200-9800-Woodson	\$1.66
2200-9800-Georg	\$201.22
2200-9800-NEG	\$227.66
2200-9800-WHWAT	\$7.20
2200-9800-WHSewer	\$7.47
2200-9800-Park	\$199.49
2200-9800-Empire	\$1,457.89
2100-9800-LABUS	\$9,260.57
Total	\$12,733.18

APPROVED
ED MOHACSY
Director, IT Infrastructure
Date: Jan 20/20
Signature:





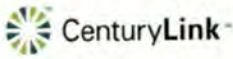
LIBERTY UTILITIES CANADA CORP
 Account: 86969864
 Phone: 905-829-6330

January 15, 2020
 Invoice: 1484413957
 Billing Cycle: 45-293

200CENLINK

Payment Summary	
Previous Balance	465.10
Payment(s) Received - Thank You	-465.10
Balance Forward	0.00
Current Charges	
Current Gross Charges	407.79
Government Fees and Taxes	32.50
Other Fees & Monthly Charges	146.54
Current Net Charges	\$586.83
Amount Due	\$586.83

Please fold here, tear here, and return this portion with your payment.



To change your billing address call us at 800-860-1020

Invoice 1484413957
 Account 86969864
Amount Due \$586.83

Amount Paid: \$ _____

Payment Due for New Charges :
 February 14, 2020
 unless your contract states otherwise.

LIBERTY UTILITIES CANADA CORP
 ATTN: Gurkirpal Gill
 354 Davis Rd
 Oakville On L6j2x1
 Canada
 Oakville, ON L6J2X-1

APPROVED
 ED MOHACSY
 Director, IT Infrastructure
 Date *Jan 20/20*
 Signature: *[Handwritten Signature]*

Please Send Payment to:

CENTURYLINK
Business Services
 PO BOX 52187
 PHOENIX, AZ 85072-2187

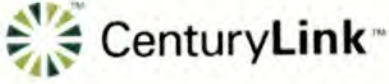
104

148441395708696986401111000005868300000586835

a.k.
 RECEIVED
 JAN 20 2020

Entity	Expense
2200-9800-Water	\$44.21
2200-9800-Calpeco	\$38.95
2200-9800-Granite	\$31.01
2200-9800-Enorth	\$62.87
2200-9800-MIDGAS	\$42.71
2200-9800-MidWat	\$1.79
2200-9800-Arkan	\$9.96
2200-9800-Woodson	\$0.28
2200-9800-Georg	\$34.00
2200-9800-NEG	\$38.47
2200-9800-WHWATER	\$1.22
2200-9800-WHSewer	\$1.26
2200-9800-Park	\$33.71
2200-9800-Empire	\$246.37
Total	\$586.83

APPROVED
 ED MOHACSY
 Director, IT Infrastructure
 Date *Jan 20/20*
 Signature: *Ed Mohacsy*



LIBERTY UTILITIES/PARK WATER
Account: 87970334
Phone: 562-923-0711

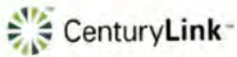
January 15, 2020
Invoice: 1484414011
Billing Cycle: 45-293

200 CENTLINK

Payment Summary

Previous Balance	10,242.22
Payment(s) Received - Thank You	-10,242.22
Balance Forward	0.00
Current Charges	
Current Gross Charges	8,276.95
Government Fees and Taxes	432.78
Other Fees & Monthly Charges	1,416.42
Current Net Charges	\$10,126.15
Amount Due	\$10,126.15

Please fold here, tear here, and return this portion with your payment.



To change your billing address call us at 800-860-1020

Invoice 1484414011
Account 87970334
Amount Due \$10,126.15

Amount Paid: \$ _____

Payment Due for New Charges :
February 14, 2020
unless your contract states otherwise.

LIBERTY UTILITIES CANADA CORP
ATTN: Gurkirpal Gill
354 Davis Rd
Oakville On L6j2x1
Canada
Oakville, ON L6J2X-1

APPROVED
ED MOHACSY
Director, IT Infrastructure
Date *Jan 20/20*
Signature: *[Handwritten Signature]*

Please Send Payment to:

CENTURYLINK
Business Services
PO BOX 52187
PHOENIX, AZ 85072-2187

104

148441401108797033421111000101261500010126154

cc
RECEIVED
JAN 20 2020

2200-9800-Park



Remit To: Softchoice Corporation
 16609 Collections Center Drive
 Chicago, IL 60693
 Accounting Tel (888) 549-7638
 Accounting Fax (888) 549-7639
 Sales Tel (800) 268-7638S

Invoice #	5296606
Invoice Date	07-Jan-2020
Due Date	06-Feb-2020

Invoice

200SOFTCH-US
 Ship To: 944310

Bill To: 897505

LIBERTY UTILITIES (CANADA) CORP
 354 DAVIS ROAD
 OAKVILLE, ON L6J 2X2

APPROVED
ED MOHACSY
 Director, IT Infrastructure
 Date: *Jan 20/20*
 Signature: *[Signature]*

LIBERTY UTILITIES - (PARK WATER) CORP
 9750 WASHBURN RD
 DOWNEY, CA 90241

Attn: GURKIRPAL GILL

Attn: BRIAN MOTTERSHEAD

All prices are in US dollars

Order Date	Order #	Term	Purchase Order	PO Ref.
06-Jan-2020	5832367	NET 30 DAYS	PO0003237	<i>2200-9800-Park</i>

Sales Representative
 ANNIE LEMIEUX

Item # Manufacturer Part #	Description	Qty Ord	Back Order	Qty Shipped	Sell Price	Extended Price
EA6155 SMX1500RM2U	APC SMART-UPS X 1500 RACK/TOWER LCD - UPS (RACK-MOUNTABLE) - AC 120 V - 1200 WATT - 1500 VA - RS-232, USB - OUTPUT CONNECTORS: 8 - 2U - BLACK NORMAL	2	0	2	\$775.00	\$1,550.00
EE8715 SMX48RMBP2U	APC SMART-UPS X 48V EXTERNAL BATTERY PACK RACK/TOWER - BATTERY ENCLOSURE (RACK-MOUNTABLE) - 2 X LEAD ACID 864 MAH - 2U - BLACK - FOR P/N: SMX1000I-DIG, SMX1500RM2UNC-5XW, SMX750I-3XW, SMX750I-5XW, SMX750I-DIG NORMAL	2	0	2	\$510.00	\$1,020.00
TJ7844 AP9630	APC NETWORK MANAGEMENT CARD 2 - REMOTE MANAGEMENT ADAPTER - SMARTSLOT - 10/100 ETHERNET - BLACK - FOR SMART-UPS X NORMAL	2	0	2	\$278.80	\$557.60

Remit To: Softchoice Corporation 16609 Collections Center Drive Chicago, IL 60693 Accounting Tel (888) 549-7638 Accounting Fax (888) 549-7639 Sales Tel (800) 268-7638	Subtotal	\$3,127.60
	Delivery	\$0.00
	State Tax	\$187.66
	Local Tax	\$125.10

[Signature]
RECEIVED

Federal Tax ID No: 13-3827773	Total USD	\$3,440.36
	Balance Due USD	\$3,440.36

Customer Comments : Previous Invoice: 4999253 | Customer PO: PO0002582

Please note in some areas tax exemptions apply to Software Licenses, Manuals, Books and/or Software Maintenance.

All returns are subject to authorization approval. Please visit our website at www.softchoice.com/help/returns.aspx for our Full Return Policy and to access our Online Returns Form.

Should you require additional information please contact us as we would be more than happy to fill your request. Our Sales department can be reached at (800) 268-7638, sales@softchoice.com, or via our website at www.softchoice.com.

This invoice and the transaction(s) to which it pertains are governed by the terms and conditions available at www.softchoice.com/terms under the heading Terms and Conditions for Product Purchases.

WS Job Number	WS Job Name	First Name	Last Name	Vendor ID	Vendor Name	Document Number	Journal Entry	Transaction Amount	USD Amount	CAD Amount	Cost Code Description
2200-9800-PARK	IT Costs -Park Water			2100SOFTCH-US	SOFTCHOICE CORPORATI		5311069	193724	244.73	187.00	1.3087 Computer Software
2200-9815-PARK	EH&S Costs-Park Water			2100DRALL	RIDGEWAY OCCUPATION 5622/2019			194189	70.83	54.12	Consulting Fees
2200-9800-PARK	IT Costs -Park Water			2100DATGAR-US	CENTURYLINK CANADA, IIB1-1999643			193773	595.16	454.77	Data Centre Expense
2200-9821-PARK	Risk Mgt Costs-Park Water			FEB 2020-INSURANCE INVOICE(S)				1023789	-1611.28	(1,231.21)	Insurance
2200-9821-PARK	Risk Mgt Costs-Park Water			2100AONREED	AON REED STENHOUSE IN 3450000461402			193848	36576.15	27,948.46	Insurance
2200-9821-PARK	Risk Mgt Costs-Park Water			FEB 2020-INSURANCE INVOICE(S)				202567	68043.7	51,993.35	Insurance
2200-9821-PARK	Risk Mgt Costs-Park Water			FEB 2020-INSURANCE INVOICE(S)				202567	29927.06	22,867.78	Insurance
2200-9800-PARK	IT Costs -Park Wat Edward		Mohacsy					197368	239.33	182.88	Labour
2200-9800-PARK	IT Costs -Park Wat Edward		Mohacsy					197367	179.49	137.15	Labour
2200-9800-PARK	IT Costs -Park Wat Garfield		Neufville					197048	96.55	73.78	Labour
2200-9800-PARK	IT Costs -Park Wat Garfield		Neufville					197047	96.55	73.78	Labour
2200-9800-PARK	IT Costs -Park Wat Edward		Mohacsy					195546	119.66	91.43	Labour
2200-9800-PARK	IT Costs -Park Wat Edward		Mohacsy					195545	239.33	182.88	Labour
2200-9800-PARK	IT Costs -Park Wat Garfield		Neufville					194956	96.55	73.78	Labour
2200-9800-PARK	IT Costs -Park Wat Garfield		Neufville					194955	96.55	73.78	Labour
2200-9801-PARK	Business IT Costs-P Garfield		Neufville					197066	96.55	73.78	Labour
2200-9801-PARK	Business IT Costs-P Garfield		Neufville					197065	96.55	73.78	Labour
2200-9801-PARK	Business IT Costs-P Garfield		Neufville					194974	96.55	73.78	Labour
2200-9801-PARK	Business IT Costs-P Garfield		Neufville					194973	96.55	73.78	Labour
2200-9810-PARK	HR Costs-Park Wat Ashley		Pacheco					197635	98.95	75.61	Labour
2200-9810-PARK	HR Costs-Park Wat Ashley		Pacheco					197634	24.74	18.90	Labour
2200-9810-PARK	HR Costs-Park Wat Ashley		Pacheco					197633	98.95	75.61	Labour
2200-9810-PARK	HR Costs-Park Wat Ashley		Pacheco					197632	24.74	18.90	Labour
2200-9810-PARK	HR Costs-Park Wat Ashley		Pacheco					195832	98.95	75.61	Labour
2200-9810-PARK	HR Costs-Park Wat Ashley		Pacheco					195831	24.74	18.90	Labour
2200-9810-PARK	HR Costs-Park Wat Ashley		Pacheco					195830	98.95	75.61	Labour
2200-9810-PARK	HR Costs-Park Wat Ashley		Pacheco					195829	24.74	18.90	Labour
2200-9811-PARK	Payroll Costs-Park Danielle		Carter					198277	106.02	81.01	Labour
2200-9811-PARK	Payroll Costs-Park JEANETTE		SCOTT					196842	508.5	388.55	Labour
2200-9811-PARK	Payroll Costs-Park JEANETTE		SCOTT					196841	452	345.38	Labour
2200-9811-PARK	Payroll Costs-Park Danielle		Carter					196477	79.51	60.75	Labour
2200-9811-PARK	Payroll Costs-Park JEANETTE		SCOTT					194755	564.99	431.72	Labour
2200-9811-PARK	Payroll Costs-Park JEANETTE		SCOTT					194754	452	345.38	Labour
2200-9812-PARK	Training Costs-Park Carrie		Burd					198121	186.57	142.56	Labour
2200-9812-PARK	Training Costs-Park Carrie		Burd					198120	186.57	142.56	Labour
2200-9812-PARK	Training Costs-Park Dainna		Datchko					197152	242.54	185.33	Labour
2200-9812-PARK	Training Costs-Park Dainna		Datchko					197151	194.03	148.26	Labour
2200-9812-PARK	Training Costs-Park France		Poirier					196947	147.31	112.56	Labour
2200-9812-PARK	Training Costs-Park France		Poirier					196946	147.31	112.56	Labour
2200-9812-PARK	Training Costs-Park Carrie		Burd					196338	186.57	142.56	Labour
2200-9812-PARK	Training Costs-Park Carrie		Burd					196337	186.57	142.56	Labour
2200-9812-PARK	Training Costs-Park Dainna		Datchko					195065	242.54	185.33	Labour
2200-9812-PARK	Training Costs-Park Dainna		Datchko					195064	242.54	185.33	Labour
2200-9812-PARK	Training Costs-Park France		Poirier					194858	147.31	112.56	Labour
2200-9812-PARK	Training Costs-Park France		Poirier					194857	147.31	112.56	Labour
2200-9815-PARK	EH&S Costs-Park W Gary		Sommer					197509	192.56	147.14	Labour
2200-9815-PARK	EH&S Costs-Park W Gary		Sommer					197508	192.56	147.14	Labour
2200-9815-PARK	EH&S Costs-Park W ESTER		DI GIOVANNI					197337	125.54	95.93	Labour
2200-9815-PARK	EH&S Costs-Park W ESTER		DI GIOVANNI					197336	209.23	159.88	Labour
2200-9815-PARK	EH&S Costs-Park W Gary		Sommer					195691	192.56	147.14	Labour
2200-9815-PARK	EH&S Costs-Park W Gary		Sommer					195690	192.56	147.14	Labour
2200-9815-PARK	EH&S Costs-Park W Gary		Sommer					195689	-38.51	(29.43)	Labour
2200-9815-PARK	EH&S Costs-Park W ESTER		DI GIOVANNI					195514	83.69	63.95	Labour
2200-9815-PARK	EH&S Costs-Park W ESTER		DI GIOVANNI					195513	83.69	63.95	Labour
2200-9817-PARK	Communications -I Kaitlyn		Nash					198455	64.68	49.42	Labour
2200-9817-PARK	Communications -I Kaitlyn		Nash					198454	64.68	49.42	Labour
2200-9817-PARK	Communications -I Stephanie		Bose					198223	243.11	185.76	Labour
2200-9817-PARK	Communications -I Stephanie		Bose					198222	243.11	185.76	Labour
2200-9817-PARK	Communications -I Michael		Van Huyse					197981	128.62	98.28	Labour
2200-9817-PARK	Communications -I Michael		Van Huyse					197980	128.62	98.28	Labour
2200-9817-PARK	Communications -I Sarah		Aspinall					197295	142.68	109.02	Labour
2200-9817-PARK	Communications -I Kaitlyn		Nash					196684	64.68	49.42	Labour
2200-9817-PARK	Communications -I Kaitlyn		Nash					196683	64.68	49.42	Labour
2200-9817-PARK	Communications -I Stephanie		Bose					196425	243.11	185.76	Labour
2200-9817-PARK	Communications -I Michael		Van Huyse					196164	128.62	98.28	Labour
2200-9817-PARK	Communications -I Michael		Van Huyse					196163	128.62	98.28	Labour
2200-9817-PARK	Communications -I Sarah		Aspinall					195232	142.68	109.02	Labour
2200-9817-PARK	Communications -I Sarah		Aspinall					195231	142.68	109.02	Labour
2200-9820-PARK	Finance Costs-Park Innocent		Egaru					198489	66.15	50.55	Labour
2200-9820-PARK	Finance Costs-Park Innocent		Egaru					198488	66.15	50.55	Labour
2200-9820-PARK	Finance Costs-Park Chitra		Badrinarayanan					198335	278.3	212.65	Labour

2200-9822-PARK	Treasury Costs-Par Efrain	Stantrich			196505	185.53	141.77	Labour	
2200-9822-PARK	Treasury Costs-Par Efrain	Stantrich			196504	185.53	141.77	Labour	
2200-9822-PARK	Treasury Costs-Par Rami	Khadra			196376	210.25	160.66	Labour	
2200-9822-PARK	Treasury Costs-Par Rami	Khadra			196375	210.25	160.66	Labour	
2200-9822-PARK	Treasury Costs-Par Michael	Mosindy			195567	172.74	131.99	Labour	
2200-9822-PARK	Treasury Costs-Par Victoria	Hernandez			194777	84.95	64.91	Labour	
2200-9822-PARK	Treasury Costs-Par Victoria	Hernandez			194776	84.95	64.91	Labour	
2200-9822-PARK	Treasury Costs-Par Janet	Swei			194680	85.91	65.65	Labour	
2200-9822-PARK	Treasury Costs-Par Janet	Swei			194679	572.76	437.66	Labour	
2200-9822-PARK	Treasury Costs-Par Janet	Swei			194678	57.27	43.76	Labour	
2200-9822-PARK	Treasury Costs-Par Janet	Swei			194677	57.27	43.76	Labour	
2200-9824-PARK	Inter Audit Costs-P Anna	Wilson			195819	1717.36	1,312.26	Labour	
2200-9824-PARK	Inter Audit Costs-P Anna	Wilson			195818	1717.36	1,312.26	Labour	
2200-9827-PARK	FPA Costs-Park Wa Munisali	Kapadia			197479	172.31	131.67	Labour	
2200-9827-PARK	FPA Costs-Park Wa Munisali	Kapadia			197478	172.31	131.67	Labour	
2200-9827-PARK	FPA Costs-Park Wa Munisali	Kapadia			195653	172.31	131.67	Labour	
2200-9827-PARK	FPA Costs-Park Wa Munisali	Kapadia			195652	172.31	131.67	Labour	
2200-9860-PARK	LABS Mgt Costs-Pa Kirsten	Olsen			196612	395.78	302.42	Labour	
2200-9860-PARK	LABS Mgt Costs-Pa Kirsten	Olsen			196611	316.62	241.93	Labour	
2200-9860-PARK	LABS Mgt Costs-Pa Kirsten	Olsen			196610	237.46	181.45	Labour	
2200-9860-PARK	LABS Mgt Costs-Pa George	Trisic			195428	182.02	139.08	Labour	
2200-9860-PARK	LABS Mgt Costs-Pa George	Trisic			195427	273.01	208.61	Labour	
2200-9860-PARK	LABS Mgt Costs-Pa George	Trisic			195426	455.02	347.69	Labour	
2200-9860-PARK	LABS Mgt Costs-Pa George	Trisic			195425	455.02	347.69	Labour	
2200-9860-PARK	LABS Mgt Costs-Pa George	Trisic			195424	455.02	347.69	Labour	
2200-9860-PARK	LABS Mgt Costs-Pa George	Trisic			195423	455.02	347.69	Labour	
2200-9860-PARK	LABS Mgt Costs-Pa George	Trisic			195422	364.02	278.15	Labour	
2200-9860-PARK	LABS Mgt Costs-Pa George	Trisic			195421	364.02	278.15	Labour	
2200-9860-PARK	LABS Mgt Costs-Pa George	Trisic			195420	455.02	347.69	Labour	
2200-9860-PARK	LABS Mgt Costs-Pa George	Trisic			195419	455.02	347.69	Labour	
2200-9860-PARK	LABS Mgt Costs-Pa George	Trisic			195418	455.02	347.69	Labour	
2200-9860-PARK	LABS Mgt Costs-Pa George	Trisic			195417	364.02	278.15	Labour	
2200-9860-PARK	LABS Mgt Costs-Pa George	Trisic			195416	455.02	347.69	Labour	
2200-9860-PARK	LABS Mgt Costs-Pa George	Trisic			195415	455.02	347.69	Labour	
2200-9860-PARK	LABS Mgt Costs-Pa George	Trisic			195414	364.02	278.15	Labour	
2200-9860-PARK	LABS Mgt Costs-Pa George	Trisic			195413	455.02	347.69	Labour	
2200-9860-PARK	LABS Mgt Costs-Pa George	Trisic			195412	455.02	347.69	Labour	
2200-9860-PARK	LABS Mgt Costs-Pa George	Trisic			195411	-91.01	(69.54)	Labour	
2200-9815-PARK	EH&S Costs-Park Water		2100SOMGAR	GARY SOMMER	EXP20200211	193961	101.19	77.32	Meals and Entertainment
2200-9815-PARK	EH&S Costs-Park Water		2100SOMGAR	GARY SOMMER	EXP20200211	193961	88.66	67.75	Meals and Entertainment
2200-9815-PARK	EH&S Costs-Park Water		2100SOMGAR	GARY SOMMER	EXP20200211	193961	632.99	483.68	Meals and Entertainment
2200-9811-PARK	Payroll Costs-Park Water		2100GUALIF2	GUARDIAN-387411D1D5f517171	D0 JAN2020	1020957	2404.79	1,837.54	Medical Benefits - Active
2200-9811-PARK	Payroll Costs-Park Water		2100GUALIF	GUARDIAN-387411D0	387411 D0 DEC2019	1020959	3227.67	2,466.32	Medical Benefits - Active
2200-9811-PARK	Payroll Costs-Park Water		2100GUALIF2	GUARDIAN-387411D1D5f387411	D1 JAN2020	1020961	10403.38	7,949.40	Medical Benefits - Active
2200-9811-PARK	Payroll Costs-Park Water		2100GUALIF2	GUARDIAN-387411D1D5f387411	D5 JAN2020	1020960	26.34	20.13	Medical Benefits - Retirees
2200-9815-PARK	EH&S Costs-Park Water		2100KEND	KENDALL PRINTING COMI	B8372	193812	65.92	50.37	Admin - Printing
2200-9815-PARK	EH&S Costs-Park Water		2100SOUKAN	SOUVENIR CANADA INC.	29244	193810	93.5	71.44	Admin - supply
2200-9820-PARK	Finance Costs-Park Water		2100FEDEX	FEDERAL EXPRESS CANAD	2-415-24585.1	193755	50.63	38.69	Postage/Courier
2200-9815-PARK	EH&S Costs-Park Water		2100SOMGAR	GARY SOMMER	EXP20200211	193961	129.32	98.82	Travel
2200-9820-PARK	Finance Costs-Park Water		AMEX JAN 13 2020		202565	20	15.28	Travel	
2200-9820-PARK	Finance Costs-Park Water		AMEX JAN 13 2020		202565	20	15.28	Travel	
2200-9820-PARK	Finance Costs-Park Water		AMEX JAN 13 2020		202565	320.42	244.84	Travel	
2200-9820-PARK	Finance Costs-Park Water		AMEX JAN 13 2020		202565	320.42	244.84	Travel	
2200-9860-PARK	LABS Mgt Costs-Park Water		AMEX JAN 13 2020		202565	557.82	426.24	Travel	
2200-9860-PARK	LABS Mgt Costs-Park Water		AMEX JAN 13 2020		202565	20	15.28	Travel	

Row Labels	Sum of USD Amount
2200-9800-PARK	641.77
Computer Software	187.00
2100SOFTCH-US	187.00
Data Centre Expense	454.77
2100DATGAR-US	454.77
2200-9811-PARK	12,273.39

Row Labels	Sum of USD Amount
2200-9800-PARK	889.44
Labour	889.44
2200-9801-PARK	295.10
Labour	295.10
2200-9810-PARK	378.05
Labour	378.05



Remit To: Softchoice Corporation
 16609 Collections Center Drive
 Chicago, IL 60693
 Accounting Tel (888) 549-7638
 Accounting Fax (888) 549-7639
 Sales Tel (800) 268-7638S

Invoice #	5311069
Invoice Date	27-Jan-2020
Due Date	26-Feb-2020

Invoice

Bill To: 897505

Ship To: 944310

LIBERTY UTILITIES (CANADA) CORP
 354 DAVIS ROAD
 OAKVILLE, ON L6J 2X2

LIBERTY UTILITIES - (PARK WATER) CORP
 9750 WASHBURN RD
 DOWNEY, CA 90241

Attn: Accounts Payable

200SOFTCH-05

Attn: TIMOTHY LIANG

All prices are in US dollars

Order Date	Order #	Term	Purchase Order	PO Ref.
27-Jan-2020	5848444	NET 30 DAYS	PO0003268	<i>9200-0800-park</i>

Sales Representative
 MAGDALENA DABBOUR

Item # Manufacturer Part #	Description	Qty Ord	Back Order	Qty Shipped	Sell Price	Extended Price
G34823 AP9562	APC BASIC RACK-MOUNT PDU - POWER DISTRIBUTION STRIP (RACK-MOUNTABLE) - AC 120 V - 1.8 KW - INPUT: NEMA 5-15 - OUTPUT CONNECTORS: 10 (NEMA 5-15) - 1U - 19" - 12 FT - BLACK - FOR P/N: AR3100, SC450R1X542, SUA2200X115, SUM3000RMXL2U, SUM3000RMXL2U-TU, SURTA3000XL-TU NORMAL	2	0	2	\$85.00	\$170.00

Remit To:	Softchoice Corporation 16609 Collections Center Drive Chicago, IL 60693 Accounting Tel (888) 549-7638 Accounting Fax (888) 549-7639 Sales Tel (800) 268-7638	Subtotal	\$170.00
		Delivery	\$0.00
		State Tax	\$10.20
		Local Tax	\$6.80

APPROVED
ED MOHACSY
 Director, IT Infrastructure
 Date: *Feb 7/20*
 Signature: *[Signature]*

Federal Tax ID No. 13-3827773	Total USD	\$187.00
	Balance Due USD	\$187.00

ca t
RECEIVED
 FEB 07 2020

Please note in some areas tax exemptions apply to Software Licenses, Manuals, Books and/or Software Maintenance.

All returns are subject to authorization approval. Please visit our website at www.softchoice.com/help/returns.aspx for our Full Return Policy and to access our Online Returns Form.

Should you require additional information please contact us as we would be more than happy to fill your request. Our Sales department can be reached at (800) 268-7638, sales@softchoice.com, or via our website at www.softchoice.com.

Serial Numbers	
Item Manufacturer Part #	Description
G34823 AP9562	APC BASIC RACK-MOUNT PDU - POWER DISTRIBUTION STRIP (RACK-MOUNTABLE) - AC 120 V - 1.8 KW - INPUT: NEMA 5-15 - OUTPUT CONNECTORS: 10 (NEMA 5-15) - 1U - 19" - 12 FT - BLACK - FOR P/N: AR3100, SC450R1X542, SUA2200X115, SUM3000RMXL2U, SUM3000RMXL2U-TU, SURTA3000XL-TU NORMAL SZA1937017165, SZA1938032890

This invoice and the transaction(s) to which it pertains are governed by the terms and conditions available at www.softchoice.com/terms under the heading Terms and Conditions for Product Purchases.

WS Job Name	First Name	Last Name	Vendor ID	Vendor Name	Document Number	Journal Entry	Transaction Amount	USD Amount	CAD Amount	Cost Code Description
IT Costs -Park Wat Edward		Mohacsy	Labour				1034005	309.63	233.05	Labour
IT Costs -Park Wat Garfield		Neufville	Labour				1033743	99.45	74.85	Labour
IT Costs -Park Wat Garfield		Neufville	Labour				1033742	99.45	74.85	Labour
IT Costs -Park Wat Edward		Mohacsy	Labour				1027063	179.49	135.10	Labour
IT Costs -Park Wat Edward		Mohacsy	Labour				1025398	239.33	180.14	Labour
IT Costs -Park Wat Garfield		Neufville	Labour				1025112	96.55	72.67	Labour
IT Costs -Park Wat Edward		Mohacsy	Labour				1025397	119.66	90.06	Labour
IT Costs -Park Wat Edward		Mohacsy	Labour				1027064	119.66	90.06	Labour
IT Costs -Park Wat Garfield		Neufville	Labour				1026783	96.55	72.67	Labour
IT Costs -Park Wat Garfield		Neufville	Labour				1026782	96.55	72.67	Labour
IT Costs -Park Wat Garfield		Neufville	Labour				1025111	96.55	72.67	Labour
Business IT Costs-f Garfield		Neufville	Labour				1033761	99.45	74.85	Labour
Business IT Costs-f Garfield		Neufville	Labour				1033760	99.45	74.85	Labour
Business IT Costs-f Garfield		Neufville	Labour				1026800	96.55	72.67	Labour
Business IT Costs-f Garfield		Neufville	Labour				1026801	96.55	72.67	Labour
Business IT Costs-f Garfield		Neufville	Labour				1025128	96.55	72.67	Labour
HR Costs-Park Wat Ashley		Pacheco	Labour				1034215	101.78	76.61	Labour
HR Costs-Park Wat Ashley		Pacheco	Labour				1034214	25.45	19.16	Labour
HR Costs-Park Wat Ashley		Pacheco	Labour				1034213	76.34	57.46	Labour
HR Costs-Park Wat Ashley		Pacheco	Labour				1034212	38.18	28.74	Labour
HR Costs-Park Wat Ashley		Pacheco	Labour				1034211	25.45	19.16	Labour
HR Costs-Park Wat Ashley		Pacheco	Labour				1027324	98.95	74.48	Labour
HR Costs-Park Wat Ashley		Pacheco	Labour				1027323	74.21	55.86	Labour
HR Costs-Park Wat Ashley		Pacheco	Labour				1027322	37.1	27.92	Labour
HR Costs-Park Wat Ashley		Pacheco	Labour				1025680	98.95	74.48	Labour
HR Costs-Park Wat Ashley		Pacheco	Labour				1025679	98.95	74.48	Labour
HR Costs-Park Wat Ashley		Pacheco	Labour				1025678	24.74	18.62	Labour
Payroll Costs-Park JEANETTE		SCOTT	Labour				1033567	463.34	348.74	Labour
Payroll Costs-Park JEANETTE		SCOTT	Labour				1033566	463.34	348.74	Labour
Payroll Costs-Park Kimberley		Smith	Labour				1026538	91.88	69.16	Labour
Payroll Costs-Park JEANETTE		SCOTT	Labour				1024948	113	85.05	Labour
Payroll Costs-Park Danielle		Carter	Labour				1027915	132.52	99.74	Labour
Payroll Costs-Park JEANETTE		SCOTT	Labour				1026633	452	340.21	Labour
Payroll Costs-Park JEANETTE		SCOTT	Labour				1024947	452	340.21	Labour
Payroll Costs-Park JEANETTE		SCOTT	Labour				1026632	452	340.21	Labour
Payroll Costs-Park Danielle		Carter	Labour				1026298	92.77	69.83	Labour
Payroll Costs-Park Danielle		Carter	Labour				1026297	79.51	59.84	Labour
Training Costs-Par Carrie		Burd	Labour				1034642	191.72	144.30	Labour
Training Costs-Par Carrie		Burd	Labour				1034641	38.34	28.86	Labour
Training Costs-Par Carrie		Burd	Labour				1034640	153.38	115.44	Labour
Training Costs-Par Dainna		Datchko	Labour				1033830	248.49	187.03	Labour
Training Costs-Par Dainna		Datchko	Labour				1033829	248.49	187.03	Labour
Training Costs-Par France		Poirier	Labour				1033664	100.46	75.61	Labour
Training Costs-Par France		Poirier	Labour				1033663	167.43	126.02	Labour
Training Costs-Par France		Poirier	Labour				1033662	33.49	25.21	Labour
Training Costs-Par Dainna		Datchko	Labour				1025207	194.03	146.04	Labour
Training Costs-Par Carrie		Burd	Labour				1027804	186.57	140.43	Labour
Training Costs-Par France		Poirier	Labour				1026712	147.31	110.88	Labour

Finance Costs-Park Water	AMEX FEB 13 2020	AMEX FEB 13 2020	1032879	283.46	213.35	Travel
LABS Mgt Costs-Park Water	AMEX FEB 13 2020	AMEX FEB 13 2020	1032879	20	15.05	Travel
					121,312.59	

Row Labels	Sum of USD Amount
2200-9800-PARK	1,168.80
Labour	1,168.80
2200-9801-PARK	367.72
Labour	367.72
2200-9810-PARK	526.95
Labour	526.95
2200-9811-PARK	2,101.73
Labour	2,101.73
2200-9812-PARK	2,455.37
Labour	2,455.37
2200-9815-PARK	1,620.04
Labour	1,620.04
2200-9817-PARK	2,410.06

Row Labels	Sum of USD Amount
2200-9800-PARK	22,144.94
2100CENLINK	21,712.96
1484768752	57.15
1486280523	81.85
1486280524	199.49
1486280594	39.93
1486280753	10,230.92
1486636345	61.66
1488131012	81.85
1488131090	199.49
1488131516	37.90
1488131569	10,722.72
2100DATGAR-US	431.98



LIBERTY UTILITIES CANADA ORP
 Account: 89243479
 Phone: 905-465-6784

200CENLINK

January 19, 2020
 Invoice: 1484768752
 Billing Cycle: 650-29

Payment Summary	
Previous Balance	17,616.58
Payment(s) Received - Thank You	-11,927.99
Balance Forward	5,688.59
Current Charges	
Current Gross Charges	4,602.75
Government Fees and Taxes	345.64
Other Fees & Monthly Charges	728.70
Current Net Charges	\$5,677.09
Amount Due	\$11,365.68

Please fold here, tear here, and return this portion with your payment.

To change your billing address call us at 800-860-1020

Invoice 1484768752
 Account 89243479
Amount Due \$11,365.68

Amount Paid: \$ _____

Payment Due for New Charges :
 February 18, 2020
 unless your contract states otherwise.

LIBERTY UTILITIES CANADA ORP
 ATTN: Gurkirpal Gill
 354 Davis Road, Suite 100
 Bronte On L6j2x1
 Canada
 Bronte, ON L6J2X-1

POSTED
 FEB 23 2020
 DANVILLE

Please Send Payment to:

CENTURYLINK
Business Services
 PO BOX 52187
 PHOENIX, AZ 85072-2187

104

RECEIVED
 MAR 21 2020

148476875208924347921111000056770900011365680

APPROVED
 ED MOHACSY
 Director, IT Infrastructure
 Date Feb 24/20
 Signature: *Ed Mohacsy*

Entity	Expense
2200-9800-Water	\$74.95
2200-9800-Calpeco	\$66.04
2200-9800-Granite	\$52.58
2200-9800-Enorth	\$106.58
2200-9800-MIDGAS	\$72.41
2200-9800-MidWat	\$3.04
2200-9800-Arkan	\$16.88
2200-9800-Woodson	\$0.48
2200-9800-Georg	\$57.64
2200-9800-NEG	\$65.22
2200-9800-WHWATER	\$2.06
2200-9800-WHSewer	\$2.14
2200-9800-Park	\$57.15
2200-9800-Empire	\$417.65
2100-9800-LABUS	\$4,682
Total	\$5,677.09

APPROVED
 ED MICHALES
 Director of Infrastructure
 Feb 29/20
 Ed Michales



CALIFORNIA PACIFIC ELECTRIC CO

Account: 86091954
Phone: 775-834-2760

2000CENTLINK

February 15, 2020
Invoice: 1486280523
Billing Cycle: 45-294

Payment Summary	
Previous Balance	2,746.88
Payment(s) Received - Thank You	-2,746.88
Balance Forward	0.00
Current Charges	
Current Gross Charges	2,746.00
Government Fees and Taxes	0.00
Other Fees & Monthly Charges	0.74
Current Net Charges	\$2,746.74
Amount Due	\$2,746.74

Please fold here, tear here, and return this portion with your payment.



To change your billing address call us at 800-860-1020

Invoice 1486280523
Account 86091954
Amount Due \$2,746.74

Amount Paid: \$ _____

Payment Due for New Charges :
March 16, 2020
unless your contract states otherwise.

LIBERTY UTILITIES
ATTN: Gurkirpal Gill
354 Davis Road
Oakville On L6j2x1
Canada
Oakville, ON L6J2X-1

*POSTED
MARCH 21 2020
OAKVILLE*

Please Send Payment to:

CENTURYLINK
Business Services
PO BOX 52187
PHOENIX, AZ 85072-2187

104

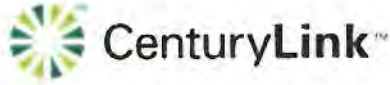
A.L.
RECEIVED
MAR 21 2020

148628052308609195401111000027467400002746744

APPROVED
ED MOHACSY
Director, IT Infrastructure
Date: Feb 24/20
Signature: *Ed Mohacsy*

Entity	Expense
2200-9800-Water	\$107.34
2200-9800-Calpeco	\$94.57
2200-9800-Granite	\$75.30
2200-9800-Enorth	\$152.64
2200-9800-MIDGAS	\$103.71
2200-9800-MidWat	\$4.35
2200-9800-Arkan	\$24.18
2200-9800-Woodson	\$0.68
2200-9800-Georg	\$82.56
2200-9800-NEG	\$93.41
2200-9800-WHWAT	\$2.95
2200-9800-WHSewe	\$3.06
2200-9800-Park	\$81.85
2200-9800-Empire	\$598.14
2100-9800-LABUS	\$1,322.00
Total	\$2,746.74

APPROVED
 TO ANALYZE
 FEBRUARY 24, 2020
 Ed Ahney



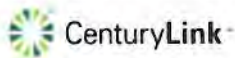
CALIFORNIA PACIFIC ELECTRIC CO
Account: 86091974
Phone: 775-834-2760

February 15, 2020
 Invoice: 1486280524
 Billing Cycle: 45-294

200 CENLINK

Payment Summary	
Previous Balance	12,733.18
Payment(s) Received - Thank You	-12,733.18
Balance Forward	0.00
Current Charges	
Current Gross Charges	18,861.96
Discounts, Promotions and Fees	-315.00
Government Fees and Taxes	1,196.83
Other Fees & Monthly Charges	4,036.25
Current Net Charges	\$21,780.04
Amount Due	\$21,780.04

Please fold here, tear here, and return this portion with your payment.



To change your billing address call us at 800-860-1020

Invoice 1486280524
 Account 86091974
Amount Due \$21,780.04

Amount Paid: \$ _____

Payment Due for New Charges :
 March 16, 2020
 unless your contract states otherwise.

LIBERTY UTILITIES
 ATTN: Gurkupal Gill
 354 Davis Road
 Oakville On L62x1
 Canada
 Oakville, ON L62X1

*POSTED
 02-23-20
 OAKVILLE*

Please Send Payment to:

CENTURYLINK
Business Services
 PO BOX 52187
 PHOENIX, AZ 85072-2187

104

R. L.
RECEIVED
 MAR 7 1 2020

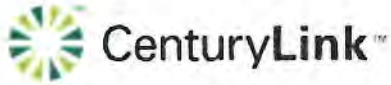
148628052408609197421111000217800400021780045

APPROVED
ED MOHACSY
 Director, IT Infrastructure
 Date: *Feb 24/20*
 Signature: *[Handwritten Signature]*

Entity	Expense
2200-9800-Water	\$261.64
2200-9800-Calpeco	\$230.51
2200-9800-Granite	\$183.53
2200-9800-Enorth	\$372.04
2200-9800-MIDGAS	\$252.77
2200-9800-MidWat	\$10.60
2200-9800-Arkan	\$58.93
2200-9800-Woodson	\$1.66
2200-9800-Georg	\$201.22
2200-9800-NEG	\$227.66
2200-9800-WHWATER	\$7.20
2200-9800-WHSewer	\$7.47
2200-9800-Park	\$199.49
2200-9800-Empire	\$1,457.89
Liberty Power	\$0.00
2100-9800-LABUS	\$9,807.43
2200-C-First	\$8,500.00
Total	\$21,780.04

APPROVED
 ED MOHAGSY
 Director, IT Infrastructure
 Date Feb 24/20
 Signature

Ed Mohagasy



LIBERTY UTILITIES CANADA CORP
 Account: 86969864
 Phone: 905-829-6330

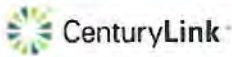
200CENTLINK

February 15, 2020
 Invoice: 1486280594
 Billing Cycle: 45-294

Payment Summary

Previous Balance	586.83
Payment(s) Received - Thank You	-586.83
Balance Forward	0.00
Current Charges	
Current Gross Charges	481.86
Government Fees and Taxes	39.28
Other Fees & Monthly Charges	173.90
Current Net Charges	\$695.04
Amount Due	\$695.04

Please fold here, tear here, and return this portion with your payment.



To change your billing address call us at 800-860-1020

Invoice 1486280594
 Account 86969864
Amount Due \$695.04

Amount Paid: \$ _____

Payment Due for New Charges :
 March 16, 2020
 unless your contract states otherwise.

LIBERTY UTILITIES CANADA CORP
 ATTN: Gurkirpal Gill
 354 Davis Rd
 Oakville On L6j2x1
 Canada
 Oakville, ON L6J2X-1

*POSTED
 02-23-20
 OAKVILLE*

Please Send Payment to:

CENTURYLINK
Business Services
 PO BOX 52187
 PHOENIX, AZ 85072-2187

104

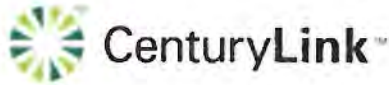
148628059408696986401111000006950400000695049

AL
RECEIVED
 MAR 7 1 2020

APPROVED
 ED MONAGSY
 Director, IT Infrastructure
 Date: *Feb 24/20*
 Signature: *Ed Monagasy*

Entity	Expense
2200-9800-Water	\$52.37
2200-9800-Calpeco	\$46.14
2200-9800-Granite	\$36.73
2200-9800-Enorth	\$74.46
2200-9800-MIDGAS	\$50.59
2200-9800-MidWat	\$2.12
2200-9800-Arkan	\$11.80
2200-9800-Woodson	\$0.33
2200-9800-Georg	\$40.27
2200-9800-NEG	\$45.57
2200-9800-WHWATER	\$1.44
2200-9800-WHSewer	\$1.50
2200-9800-Park	\$39.93
2200-9800-Empire	\$291.80
Total	\$695.04

APPROVED
 ED ANHACST
 Director of Information Systems
 Date: Feb 24/20
 Signature: Ed Anheuser



LIBERTY UTILITIES/PARK WATER
 Account: 87970334
 Phone: 562-923-0711

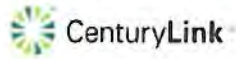
2200CENLINK

February 15, 2020
 Invoice: 1486280753
 Billing Cycle: 45-294

Payment Summary

Previous Balance	10,126.15
Payment(s) Received - Thank You	-10,126.15
Balance Forward	0.00
Current Charges	
Current Gross Charges	8,371.44
Government Fees and Taxes	441.91
Other Fees & Monthly Charges	1,417.57
Current Net Charges	\$10,230.92
Amount Due	\$10,230.92

Please fold here, tear here, and return this portion with your payment.



To change your billing address call us at 800-860-1020

Invoice 1486280753
 Account 87970334
Amount Due \$10,230.92

Amount Paid: \$ _____

Payment Due for New Charges :
 March 16, 2020
 unless your contract states otherwise.

LIBERTY UTILITIES CANADA CORP
 ATTN: Gurkirpal Gill
 354 Davis Rd
 Oakville On L6j2x1
 Canada
 Oakville, ON L6J2X-1

Please Send Payment to:

CENTURYLINK
Business Services
 PO BOX 52187
 PHOENIX, AZ 85072-2187

104

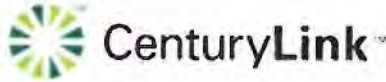
APPROVED
 ED MOHACSY
 Director, IT Infrastructure
 Date: Feb 24/20
 Signature: *[Handwritten Signature]*

148628075308797033421111000102309200010230928

RECEIVED
 MAX 21 2020

2200-9800-Park

POSTED
 OAKVILLE



LIBERTY UTILITIES CANADA ORP
 Account: 89243479
 Phone: 905-465-6784

200 CENLINK

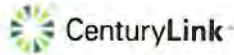
February 19, 2020
 Invoice: 1486636345
 Billing Cycle: 650-30

Payment Summary

Previous Balance	11,365.68
Payment(s) Received - Thank You	-5,688.59
Balance Forward	5,677.09
Current Charges	
Current Gross Charges	4,668.14
Government Fees and Taxes	350.50
Other Fees & Monthly Charges	737.02
Current Net Charges	\$5,755.66

Amount Due **\$11,432.75**

Please fold here, tear here, and return this portion with your payment.



To change your billing address call us at 800-860-1020

Invoice 1486636345
 Account 89243479
Amount Due \$11,432.75

Amount Paid: \$ _____

Payment Due for New Charges :
 March 20, 2020
 unless your contract states otherwise.

LIBERTY UTILITIES CANADA ORP
 ATTN: Gurkirpal Gill
 354 Davis Road, Suite 100
 Bronte On L6J2X1
 Canada
 Bronte, ON L6J2X-1

POST-2020-PAID

Please Send Payment to:

CENTURYLINK
Business Services
 PO BOX 52187
 PHOENIX, AZ 85072-2187

104

148663634508924347921111000057556600011432755

A.L.
RECEIVED
 MAR 21 2020

APPROVED
 ED MOHAGSY
 Director, IT Infrastructure
 Date *March 20 / 20*
 Signature: *[Handwritten Signature]*

Entity	Expense
2200-9800-Water	\$80.87
2200-9800-Calpeco	\$71.25
2200-9800-Granite	\$56.73
2200-9800-Enorth	\$115.00
2200-9800-MIDGAS	\$78.13
2200-9800-MidWat	\$3.28
2200-9800-Arkan	\$18.22
2200-9800-Woodson	\$0.51
2200-9800-Georg	\$62.20
2200-9800-NEG	\$70.37
2200-9800-WHWAT	\$2.22
2200-9800-WHSewe	\$2.31
2200-9800-Park	\$61.66
2200-9800-Empire	\$450.64
2200-9800-Calpeco	\$4,682.27
Total	\$5,755.66

APPROVED
ED MOHABSI
Director, IT Infrastructure
Date: March 20, 20
Signature: Ed Mohabsi



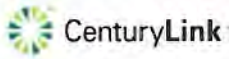
CALIFORNIA PACIFIC ELECTRIC CO
Account: 86091954
Phone: 775-834-2760

March 15, 2020
 Invoice: 1488131012
 Billing Cycle: 45-295

2000CENTLINK

Payment Summary	
Previous Balance	2,746.74
No payments received	
Balance Forward	2,746.74
Current Charges	
Current Gross Charges	2,746.23
Government Fees and Taxes	0.01
Other Fees & Monthly Charges	0.77
Current Net Charges	\$2,747.01
Amount Due	\$5,493.75

Please fold here, tear here, and return this portion with your payment.



To change your billing address call us at 800-860-1020

Invoice 1488131012
 Account 86091954
Amount Due \$5,493.75

Amount Paid: \$ _____

Payment Due for New Charges :
 April 14, 2020
 unless your contract states otherwise.

LIBERTY UTILITIES
 ATTN: Gurkirpal Gill
 354 Davis Road
 Oakville On L6j2x1
 Canada
 Oakville, ON L6J2X-1

*POSTED
 2-21-20
 OAKVILLE*

Please Send Payment to:

CENTURYLINK
Business Services
 PO BOX 52187
 PHOENIX, AZ 85072-2187

104

148813101208609195401111000027470100005493758

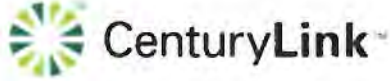
g.v.
RECEIVED
 MAR 21 2020

APPROVED
 ED MCHACSY
 Director, IT Infrastructure
 Date
 Signature

*March 20/20
 Ed Mchacsy*

Entity	Expense
2200-9800-Water	\$107.34
2200-9800-Calpeco	\$94.57
2200-9800-Granite	\$75.30
2200-9800-Enorth	\$152.64
2200-9800-MIDGAS	\$103.71
2200-9800-MidWat	\$4.35
2200-9800-Arkan	\$24.18
2200-9800-Woodson	\$0.68
2200-9800-Georg	\$82.56
2200-9800-NEG	\$93.41
2200-9800-WHWAT	\$2.95
2200-9800-WHSewe	\$3.06
2200-9800-Park	\$81.85
2200-9800-Empire	\$598.14
2100-9800-LABUS	\$1,322.28
Total	\$2,747.02

APPROVED
 ED MOHACSY
 Director of Information
 Date March 20/22
 Signature Ed Mohacsy



CALIFORNIA PACIFIC ELECTRIC CO

Account: 86091974
Phone: 775-834-2760

2020 CENTURYLINK

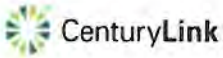
March 15, 2020
Invoice: 1488131090
Billing Cycle: 45-295

Payment Summary

Previous Balance	21,780.04
No payments received	
Balance Forward	21,780.04
Current Charges	
Current Gross Charges	16,260.61
Discounts, Promotions and Fees	-315.00
Government Fees and Taxes	1,123.54
Other Fees & Monthly Charges	3,657.75
Current Net Charges	\$20,726.90

Amount Due **\$42,506.94**

Please fold here, tear here, and return this portion with your payment.



To change your billing address call us at 800-860-1020

Invoice 1488131090
Account 86091974
Amount Due \$42,506.94

Amount Paid: \$ _____

Payment Due for New Charges :
April 14, 2020
unless your contract states otherwise.

LIBERTY UTILITIES
ATTN: Gurkupal Gill
354 Davis Road
Oakville On L62x1
Canada
Oakville, ON L62X1

*POSTED
MARCH 15 2020
OAKVILLE*

Please Send Payment to:

CENTURYLINK
Business Services
PO BOX 52187
PHOENIX, AZ 85072-2187

104

REC'D
RECEIVED
MAR 21 2020

148813109008609197421111000207269000042506943

APPROVED
ED MOHACSY
Director, IT Infrastructure
Date: *March 20/20*
Signature: *[Handwritten Signature]*

Entity	Expense
2200-9800-Water	\$261.64
2200-9800-Calpeco	\$230.51
2200-9800-Granite	\$183.53
2200-9800-Enorth	\$372.04
2200-9800-MIDGAS	\$252.77
2200-9800-MidWat	\$10.60
2200-9800-Arkan	\$58.93
2200-9800-Woodson	\$1.66
2200-9800-Georg	\$201.22
2200-9800-NEG	\$227.66
2200-9800-WHWAT	\$7.20
2200-9800-WHSewe	\$7.47
2200-9800-Park	\$199.49
2200-9800-Empire	\$1,457.89
2100-9800-LABUS	\$8,754.29
2200-C-First	\$8,500.00
Total	\$20,726.90

APPROVED
 D WOHACSY
 Director of Infrastructure
 Date: March 20/20
 Signature: Ed Ahney



LIBERTY UTILITIES CANADA CORP
 Account: 86969864
 Phone: 905-829-6330

March 15, 2020
 Invoice: 1488131516
 Billing Cycle: 45-295

200 CENLINK

Payment Summary	
Previous Balance	695.04
No payments received	
Balance Forward	695.04
Current Charges	
Current Gross Charges	460.80
Government Fees and Taxes	36.13
Other Fees & Monthly Charges	162.84
Current Net Charges	\$659.77
Amount Due	\$1,354.81

Please fold here, tear here, and return this portion with your payment.



To change your billing address call us at 800-860-1020

Invoice 1488131516
 Account 86969864
Amount Due \$1,354.81

Amount Paid: \$ _____

Payment Due for New Charges :
 April 14, 2020
 unless your contract states otherwise.

LIBERTY UTILITIES CANADA CORP
 ATTN: Gurkirpal Gill
 354 Davis Rd
 Oakville On L6j2x1
 Canada
 Oakville, ON L6J2X-1

*POSTED
 03-23-20
 OAKVILLE*

Please Send Payment to:

**CENTURYLINK
 Business Services
 PO BOX 52187
 PHOENIX, AZ 85072-2187**

104

148813151608696986401111000006597700001354818

RECEIVED

MAR 27 2020

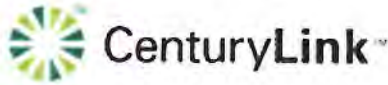
APPROVED
 ED MIHACSY

Director, IT Infrastructure

Date: *March 20/20*
 Signature: *Ed Mihacsy*

Entity	Expense
2200-9800-Water	\$49.71
2200-9800-Calpeco	\$43.80
2200-9800-Granite	\$34.87
2200-9800-Enorth	\$70.68
2200-9800-MIDGAS	\$48.02
2200-9800-MidWat	\$2.01
2200-9800-Arkan	\$11.20
2200-9800-Woodson	\$0.32
2200-9800-Georg	\$38.23
2200-9800-NEG	\$43.25
2200-9800-WHWATER	\$1.37
2200-9800-WHSewer	\$1.42
2200-9800-Park	\$37.90
2200-9800-Empire	\$276.99
Total	\$659.77

APPROVED
 ED MOHACSY
 Director, IT Infrastructure
 Date March 20/20
 Signature: Ed Mohacy



LIBERTY UTILITIES/PARK WATER

Account: 87970334
Phone: 562-923-0711

2000-9800-Park

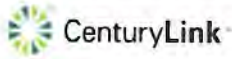
March 15, 2020
Invoice: 1488131569
Billing Cycle: 45-295

Payment Summary

Previous Balance	10,230.92
No payments received	
Balance Forward	10,230.92
Current Charges	
Current Gross Charges	8,818.11
Government Fees and Taxes	487.80
Other Fees & Monthly Charges	1,416.81
Current Net Charges	\$10,722.72

Amount Due **\$20,953.64**

Please fold here, tear here, and return this portion with your payment.



To change your billing address call us at 800-860-1020

Invoice 1488131569
Account 87970334
Amount Due \$20,953.64

Amount Paid: \$ _____

Payment Due for New Charges :
April 14, 2020
unless your contract states otherwise.

LIBERTY UTILITIES CANADA CORP
ATTN: Gurkirpal Gill
354 Davis Rd
Oakville On L6j2x1
Canada
Oakville, ON L6J2X-1

APPROVED
ED MOHACSY
Director IT Infrastructure
Date: *March 20/20*
Signature: *[Handwritten Signature]*

Please Send Payment to:

CENTURYLINK
Business Services
PO BOX 52187
PHOENIX, AZ 85072-2187

104

148813156908797033421111000107227200020953643

h.l.
RECEIVED
MAR 21 2020

2200-9800-Park

*PO BOX 52187
PHOENIX, AZ 85072-2187*

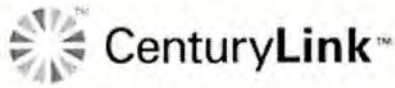
WS Job Number	WS Job Name	First Name	Last Name	Vendor ID	Vendor Name	Document Number	Journal Entry	Transaction Amount	USD Amount	(Cost Code Description	Document Source
2200-9831-CBASIN	Compliance Costs -Cental Basin			2100MALBHA	BHAVDEEP MALHIE	EXP20200401	1039023	129.30	92.67	Accommodation	PM
2200-9831-CBASIN	Compliance Costs -Cental Basin			2100MALBHA	BHAVDEEP MALHIE	EXP20200401	1039023	11.76	8.43	Accommodation	PM
2200-9831-CBASIN	Compliance Costs -Cental Basin			2100MALBHA	BHAVDEEP MALHIE	EXP20200401	1039023	129.31	92.68	Accommodation	PM
2200-9831-CBASIN	Compliance Costs -Cental Basin			2100MALBHA	BHAVDEEP MALHIE	EXP20200401	1039023	11.77	8.44	Accommodation	PM
2200-9820-PARK	Finance Costs-Park Water			2100ERNYOU	Ernst & Young LLP	CA01C100250337	1038718	65,410.00	46,878.81	Accounting/Audit Services	PM
2200-9800-PARK	IT Costs -Park Water			2100CENLINK	CENTURYLINK - Box 52187	1489974722	1039813	278.35	199.49	Communications	PM
2200-9800-PARK	IT Costs -Park Water			2100CENLINK	CENTURYLINK - Box 52187	1489974721	1039795	301.32	215.95	Communications	PM
2200-9800-PARK	IT Costs -Park Water			2100CENLINK	CENTURYLINK - Box 52187	1489974789	1039794	29.72	21.30	Communications	PM
2200-9800-PARK	IT Costs -Park Water			2100CENLINK	CENTURYLINK - Box 52187	1489974842	1039793	15,464.17	11,083.04	Communications	PM
2200-9800-PARK	IT Costs -Park Water			2100CENLINK	CENTURYLINK - Box 52187	1488476182	1039786	380.18	272.47	Communications	PM
2200-9800-PARK	IT Costs -Park Water			2100FOUWIN	FOUR WINDS INTERACTIVE, LLC	INV0529296	1039756	1,519.16	1,088.77	Communications	PM
2200-9815-PARK	EH&S Costs-Park Water			2100GENSOF	GENSUITE LLC	GS-1172-20200324-01	1037947	42.25	31.80	Computer Software	PM
2200-PWDC-ENTRPD	ParkW Job 10190013.1585.9843			2100SOFTCH-US	SOFTCHOICE CORPORATION	5289126	1043810	54,034.05	38,725.76	Computer Software	REC
2200-9810-PARK	HR Costs-Park Water			2100MERCAN	Mercer (Canada) Limited	75770812	1039615	456.51	327.18	Consulting Fees	PM
2200-9815-PARK	EH&S Costs-Park Water			2100DRALL	RIDGEWAY OCCUPATIONAL CONSULTANTS INC. (DR. ALLAN	5673/2020	1039174	65.38	46.86	Consulting Fees	PM
2200-9800-PARK	IT Costs -Park Water			2100DATGAR-US	CENTURYLINK CANADA, INC	B1-2019675	1039777	634.76	454.93	Data Centre Expense	PM
2200-9815-PARK	EH&S Costs-Park Water			2100SMISYS	SMITH SYSTEM DRIVER IMPROVEMENT INSTITUTE, INC.	202004-23257	1039619	99.82	71.54	Dues & Membership Fees	PM
2200-9815-PARK	EH&S Costs-Park Water			2100BUSLEG	BUSINESS & LEGAL RESOURCES	18834971-R	1039175	460.98	330.38	Dues & Membership Fees	PM
2200-9821-PARK	Risk Mgt Costs-Park Water			2100AONRIS-US	AON RISK SERVICES NORTHEAST, INC.	700000212946	1038935	8,175.68	5,859.44	Insurance	PM
2200-9800-PARK	IT Costs -Park Wat	Edward	Mohacsy				1044697	61.93	44.38	Labour	PR
2200-9800-PARK	IT Costs -Park Wat	Edward	Mohacsy				1044696	61.93	44.38	Labour	PR
2200-9800-PARK	IT Costs -Park Wat	Edward	Mohacsy				1040643	185.78	133.15	Labour	PR
2200-9800-PARK	IT Costs -Park Wat	Edward	Mohacsy				1040642	309.63	221.91	Labour	PR
2200-9800-PARK	IT Costs -Park Wat	Garfield	Neufville				1040371	99.45	71.27	Labour	PR
2200-9800-PARK	IT Costs -Park Wat	Garfield	Neufville				1040370	99.45	71.27	Labour	PR
2200-9801-PARK	Business IT Costs-P	Garfield	Neufville				1040389	99.45	71.27	Labour	PR
2200-9801-PARK	Business IT Costs-P	Garfield	Neufville				1040388	99.45	71.27	Labour	PR
2200-9810-PARK	HR Costs-Park Wat	Ashley	Pacheco				1044970	101.78	72.94	Labour	PR
2200-9810-PARK	HR Costs-Park Wat	Ashley	Pacheco				1044969	25.45	18.24	Labour	PR
2200-9810-PARK	HR Costs-Park Wat	Ashley	Pacheco				1044968	101.78	72.94	Labour	PR
2200-9810-PARK	HR Costs-Park Wat	Ashley	Pacheco				1040882	101.78	72.94	Labour	PR
2200-9810-PARK	HR Costs-Park Wat	Ashley	Pacheco				1040881	25.45	18.24	Labour	PR
2200-9810-PARK	HR Costs-Park Wat	Ashley	Pacheco				1040880	101.78	72.94	Labour	PR
2200-9810-PARK	HR Costs-Park Wat	Ashley	Pacheco				1040879	25.45	18.24	Labour	PR
2200-9811-PARK	Payroll Costs-Park	Carlos	Zaldivar				1045633	81.10	58.12	Labour	PR
2200-9811-PARK	Payroll Costs-Park	Carlos	Zaldivar				1045632	162.20	116.25	Labour	PR
2200-9811-PARK	Payroll Costs-Park	Danielle	Carter				1045492	68.46	49.06	Labour	PR
2200-9811-PARK	Payroll Costs-Park	Danielle	Carter				1045491	57.05	40.89	Labour	PR
2200-9811-PARK	Payroll Costs-Park	JEANETTE	SCOTT				1044256	463.34	332.07	Labour	PR
2200-9811-PARK	Payroll Costs-Park	JEANETTE	SCOTT				1044255	405.43	290.57	Labour	PR
2200-9811-PARK	Payroll Costs-Park	JEANETTE	SCOTT				1044254	57.92	41.51	Labour	PR
2200-9811-PARK	Payroll Costs-Park	Carlos	Zaldivar				1048020	432.53	309.99	Labour	PR
2200-9811-PARK	Payroll Costs-Park	Danielle	Carter				1048007	270.99	194.22	Labour	PR
2200-9811-PARK	Payroll Costs-Park	Carlos	Zaldivar				1041511	108.13	77.50	Labour	PR
2200-9811-PARK	Payroll Costs-Park	Carlos	Zaldivar				1041510	81.10	58.12	Labour	PR
2200-9811-PARK	Payroll Costs-Park	Danielle	Carter				1041390	57.05	40.89	Labour	PR
2200-9811-PARK	Payroll Costs-Park	Danielle	Carter				1041389	79.87	57.24	Labour	PR
2200-9811-PARK	Payroll Costs-Park	JEANETTE	SCOTT				1040223	463.34	332.07	Labour	PR
2200-9811-PARK	Payroll Costs-Park	JEANETTE	SCOTT				1040222	463.34	332.07	Labour	PR

2200-9815-PARK	EH&S Costs-Park Water	AMEX MAR 14 2020			1048123	20.00	14.33	Travel	GJ
2200-9815-PARK	EH&S Costs-Park Water	AMEX MAR 14 2020			1048123	1,160.43	831.67	Travel	GJ
2200-9815-PARK	EH&S Costs-Park Water	AMEX MAR 14 2020			1048123	30.00	21.50	Travel	GJ
2200-9815-PARK	EH&S Costs-Park Water	AMEX MAR 14 2020			1048123	265.00	189.92	Travel	GJ
2200-9815-PARK	EH&S Costs-Park Water	AMEX MAR 14 2020			1048123	1,106.83	793.26	Travel	GJ
2200-9815-PARK	EH&S Costs-Park Water	AMEX MAR 14 2020			1048123	20.00	14.33	Travel	GJ
2200-9820-PARK	Finance Costs-Park Water	AMEX MAR 14 2020			1048123	20.00	14.33	Travel	GJ
2200-9820-PARK	Finance Costs-Park Water	AMEX MAR 14 2020			1048123	402.34	288.35	Travel	GJ
2200-9820-PARK	Finance Costs-Park Water	AMEX MAR 14 2020			1048123	20.00	14.33	Travel	GJ
2200-9820-PARK	Finance Costs-Park Water	AMEX MAR 14 2020			1048123	795.69	570.26	Travel	GJ
2200-9820-PARK	Finance Costs-Park Water	AMEX MAR 14 2020			1048123	20.00	14.33	Travel	GJ
2200-9820-PARK	Finance Costs-Park Water	AMEX MAR 14 2020			1048123	785.76	563.15	Travel	GJ
2200-9820-PARK	Finance Costs-Park Water	AMEX MAR 14 2020			1048123	20.00	14.33	Travel	GJ
2200-9820-PARK	Finance Costs-Park Water	AMEX MAR 14 2020			1048123	557.66	399.67	Travel	GJ
2200-9820-PARK	Finance Costs-Park Water	AMEX MAR 14 2020			1048123	(337.37)	(241.79)	Travel	GJ
2200-9820-PARK	Finance Costs-Park Water	AMEX MAR 14 2020			1048123	20.00	14.33	Travel	GJ
2200-9820-PARK	Finance Costs-Park Water	AMEX MAR 14 2020			1048123	334.23	239.54	Travel	GJ
2200-9820-PARK	Finance Costs-Park Water	AMEX MAR 14 2020			1048123	345.61	247.70	Travel	GJ
2200-9820-PARK	Finance Costs-Park Water	AMEX MAR 14 2020			1048123	675.46	484.10	Travel	GJ
2200-9820-PARK	Finance Costs-Park Water	AMEX MAR 14 2020			1048123	22.60	16.20	Travel	GJ
2200-9820-PARK	Finance Costs-Park Water	AMEX MAR 14 2020			1048123	20.00	14.33	Travel	GJ
2200-9820-PARK	Finance Costs-Park Water	AMEX MAR 14 2020			1048123	20.00	14.33	Travel	GJ
2200-9820-PARK	Finance Costs-Park Water	AMEX MAR 14 2020			1048123	20.00	14.33	Travel	GJ
2200-9820-PARK	Finance Costs-Park Water	AMEX MAR 14 2020			1048123	351.42	251.86	Travel	GJ
2200-9820-PARK	Finance Costs-Park Water	AMEX MAR 14 2020			1048123	341.40	244.68	Travel	GJ
2200-9820-PARK	Finance Costs-Park Water	AMEX MAR 14 2020			1048123	341.40	244.68	Travel	GJ
2200-9820-PARK	Finance Costs-Park Water	AMEX MAR 14 2020			1048123	821.31	588.63	Travel	GJ
2200-9811-PARK	Payroll Costs-Park Water	2100GUALIF2	GUARDIAN-387411D1D5FMLA-G517171	387411 D5 APR2020	1039537	(13.95)	(10.00)	Medical Benefits -Retirees	PM
2200-9811-PARK	Payroll Costs-Park Water	2100GUALIF2	GUARDIAN-387411D1D5FMLA-G517171	387411 D5 APR2020	1039537	13.95	10.00	Medical Benefits -Retirees	PM
FX Rate						1.3953	161,919.39		

AMEX Mar

Row Labels	Sum of at FX Rate 1.3953
2100-9830-PARK	1,123.60
JACKSON/EDWARD NATHA	1,123.60
2100-9850-PARK	3,484.99
CHEE/AMANDA NICOLE	236.88
CHEE/AMANDA NICOLE M	239.90
DALTON/RICHARD REEVE	1,773.09
GOMEZ/GABRIEL III	107.25
GOMEZ/GABRIEL MR	510.31
HELDMAN/FRANKLIN MIL	389.46
LUMLEY/VANESSA GERMA	107.25
LUMLEY/VANESSA MS	120.84
2200-9810-PARK	809.55

Row Labels	Sum of USD Amount	Row Labels	Sum of USD Amount
2200-9800-PARK	586.38	2200-9800-PARK	13,335.96
Labour	586.38	Communications	12,881.03
2200-9801-PARK	142.55	2100CENLINK	11,792.26
Labour	142.55	1488476182	272.47
2200-9810-PARK	346.50	1489974721	215.95
Labour	346.50	1489974722	199.49
2200-9811-PARK	2,535.03	1489974789	21.30
Labour	2,535.03	1489974842	11,083.04
2200-9812-PARK	1,503.09	2100FOUWIN	1,088.77
Labour	1,503.09	INV0529296	1,088.77
2200-9815-PARK	1,139.51	Data Centre Expense	454.93
Labour	1,139.51	2100DATGAR-US	454.93
2200-9817-PARK	1,899.75	B1-2019675	454.93



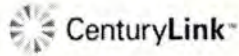
LIBERTY UTILITIES CANADA ORP
 Account: 89243479
 Phone: 905-465-6784

HOOCENLINK

March 19, 2020
 Invoice: 1488476182
 Billing Cycle: 650-31

Payment Summary	
Previous Balance	11,432.75
No payments received	
Balance Forward	11,432.75
Current Charges	
Current Gross Charges	4,653.17
Government Fees and Taxes	349.42
Other Fees & Monthly Charges	735.57
Current Net Charges	\$5,738.16
Amount Due	\$17,170.91

Please fold here, tear here, and return this portion with your payment.



To change your billing address call us at 800-860-1020

Invoice 1488476182
 Account 89243479
Amount Due \$17,170.91

Amount Paid: \$ _____

Payment Due for New Charges :
 April 18, 2020
 unless your contract states otherwise.

LIBERTY UTILITIES CANADA ORP
 ATTN: Gurkirpal Gill
 354 Davis Road, Suite 100
 Bronte On L6j2x1
 Canada
 Bronte, ON L6J2X-1

Please Send Payment to:

CENTURYLINK
Business Services
 PO BOX 52187
 PHOENIX, AZ 85072-2187

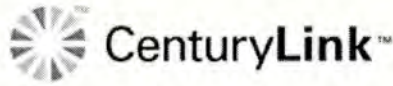
104

Entity	Expense
2200-9800-Water	\$357.35
2200-9800-Calpeco	\$314.84
2200-9800-Granite	\$250.67
2200-9800-Enorth	\$508.14
2200-9800-MIDGAS	\$345.23
2200-9800-MidWat	\$14.48
2200-9800-Arkan	\$80.49
2200-9800-Woodson	\$2.27
2200-9800-Georg	\$274.83
2200-9800-NEG	\$310.95
2200-9800-WHWATER	\$9.83
2200-9800-WHSewer	\$10.20
2200-9800-Park	\$272.47
2200-9800-Empire	\$1,991.22
2100-9800-LABUS	\$995
Total	\$5,738.16

uL
 RECEIVED

APPROVED
 ED MOHACSY
 Director, IT Infrastructure
 Date: _____
 Signature: _____

Ed Mohacsy



CALIFORNIA PACIFIC ELECTRIC CO
 Account: 86091954
 Phone: 775-834-2760

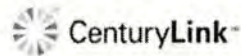
April 15, 2020
 Invoice: 1489974721
 Billing Cycle: 45-296

2000CENTLINK

Payment Summary

Previous Balance	5,493.75
No payments received	
Balance Forward	5,493.75
Current Charges	
Current Gross Charges	3,758.30
Government Fees and Taxes	0.00
Other Fees & Monthly Charges	0.71
Current Net Charges	\$3,759.01
Amount Due	\$9,252.76

Please fold here, tear here, and return this portion with your payment.



To change your billing address call us at 800-860-1020

Invoice 1489974721
 Account 86091954
Amount Due \$9,252.76

Amount Paid: \$ _____

Payment Due for New Charges :
 May 15, 2020
 unless your contract states otherwise.

LIBERTY UTILITIES
 ATTN: Gurkirpal Gill
 354 Davis Road
 Oakville On L6j2x1
 Canada
 Oakville, ON L6J2X-1

GL

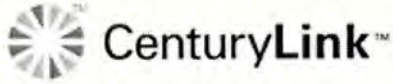
Please Send Payment to:

CENTURYLINK
Business Services
 PO BOX 52187
 PHOENIX, AZ 85072-2187

104

Entity	Expense
2200-9800-Water	\$283.21
2200-9800-Calpeco	\$249.52
2200-9800-Granite	\$198.66
2200-9800-Enorth	\$402.72
2200-9800-MIDGAS	\$273.61
2200-9800-MidWat	\$11.48
2200-9800-Arkan	\$63.79
2200-9800-Woodson	\$1.80
2200-9800-Georg	\$217.81
2200-9800-NEG	\$246.44
2200-9800-WHWATE	\$7.79
2200-9800-WHSewer	\$8.09
2200-9800-Park	\$215.95
2200-9800-Empire	\$1,578.13
Total	\$3,759.01

APPROVED
 ED MOHACSY
 Director, IT Infrastructure
 Date: Apr 20/20
 Signature: *Ed Mohacsy*



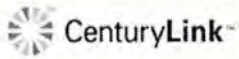
CALIFORNIA PACIFIC ELECTRIC CO
 Account: 86091974
 Phone: 775-834-2760

200CENLINK

April 15, 2020
 Invoice: 1489974722
 Billing Cycle: 45-296

Payment Summary	
Previous Balance	42,506.94
No payments received	
Balance Forward	42,506.94
Current Charges	
Current Gross Charges	27,983.55
Discounts, Promotions and Fees	-315.00
Government Fees and Taxes	2,104.53
Other Fees & Monthly Charges	7,447.91
Current Net Charges	\$37,220.99
Amount Due	\$79,727.93

Please fold here, tear here, and return this portion with your payment.



To change your billing address call us at 800-860-1020

Invoice 1489974722
 Account 86091974
Amount Due \$79,727.93

Amount Paid: \$ _____

Payment Due for New Charges :
 May 15, 2020
 unless your contract states otherwise.

LIBERTY UTILITIES
 ATTN: Gurkupal Gill
 354 Davis Road
 Oakville On L62x1
 Canada
 Oakville, ON L62X1

APPROVED
 ED MOHACSY
 Director, IT Infrastructure
 Date: *Apr 20/20*
 Signature: *[Handwritten Signature]*

Please Send Payment to:

CENTURYLINK
Business Services
 PO BOX 52187
 PHOENIX, AZ 85072-2187

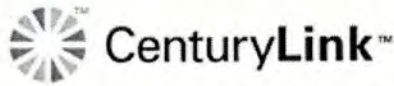
104

Qck.
 RECEIVED

148997472208609197421111000372209900079727931

Entity	Expense
2200-9800-Water	\$261.64
2200-9800-Calpeco	\$230.51
2200-9800-Granite	\$183.53
2200-9800-Enorth	\$372.04
2200-9800-MIDGAS	\$252.77
2200-9800-MidWat	\$10.60
2200-9800-Arkan	\$58.93
2200-9800-Woodson	\$1.66
2200-9800-Georg	\$201.22
2200-9800-NEG	\$227.66
2200-9800-WHWATER	\$7.20
2200-9800-WHSewer	\$7.47
2200-9800-Park	\$199.49
2200-9800-Empire	\$1,457.89
2100-9800-LABUS	\$25,248.38
2200-C-First	\$8,500.00
Total	\$37,220.99

APPROVED
 ED MOHACSY
 Director, IT Infrastructure
 Date *Apr 20/20*
 Signature: *Ed Mohacsy*



CALIFORNIA PACIFIC ELECTRIC CO
Account: 86091974

April 15, 2020
Invoice: 1489974722

Service Summary

All accounts

	Calls/ Users/Ports	Min:Sec	Service Charges	Nonrecurring Charges	Promotions, Discounts & Fees	Total Charges
Dedicated Services	0	00:00	8,398.53	0.00	-300.00	8,098.53
Outbound Dedicated	10,655	374212:36	5,329.47	0.00	0.00	5,329.47
Inbound Dedicated	22,376	685329:24	13,992.17	0.00	0.00	13,992.17
Equipment/Other Charges	0	00:00	13.00	0.00	0.00	13.00
Inbound Switched	819	5121:18	200.38	0.00	0.00	200.38
Toll Free Feature Charges	0	00:00	50.00	0.00	-15.00	35.00
Total	33,850	1064663:18	\$27,983.55	\$0.00	\$-315.00	\$27,668.55

CALIFORNIA PACIFIC ELECTRIC CO 86091974
NJ SCADA PRIMARY 149600479

	Calls/ Users/Ports	Min:Sec	Service Charges	Nonrecurring Charges	Promotions, Discounts & Fees	Total Charges
Dedicated Services	0	00:00	1,100.00	0.00	0.00	1,100.00
Total	0	00:00	\$1,100.00	\$0.00	\$0.00	\$1,100.00

NJ CORP PRIMARY 100MEG BURSTABLE 149752843

	Calls/ Users/Ports	Min:Sec	Service Charges	Nonrecurring Charges	Promotions, Discounts & Fees	Total Charges
Dedicated Services	0	00:00	750.15	0.00	-300.00	450.15
Outbound Dedicated	10,655	374212:36	5,329.47	0.00	0.00	5,329.47
Inbound Dedicated	22,376	685329:24	13,992.17	0.00	0.00	13,992.17
Equipment/Other Charges	0	00:00	0.00	0.00	0.00	0.00
Total	33,031	1059542:00	\$20,071.79	\$0.00	\$-300.00	\$19,771.79

T1 CORP PRIMARY 151544116

	Calls/ Users/Ports	Min:Sec	Service Charges	Nonrecurring Charges	Promotions, Discounts & Fees	Total Charges
Dedicated Services	0	00:00	3,230.13	0.00	0.00	3,230.13
Total	0	00:00	\$3,230.13	\$0.00	\$0.00	\$3,230.13

STERLING DCI 152636883

	Calls/ Users/Ports	Min:Sec	Service Charges	Nonrecurring Charges	Promotions, Discounts & Fees	Total Charges
Dedicated Services	0	00:00	867.00	0.00	0.00	867.00
Total	0	00:00	\$867.00	\$0.00	\$0.00	\$867.00

ROBMILLER ALGONQUIN POWER TOLL FREE 154188998

	Calls/ Users/Ports	Min:Sec	Service Charges	Nonrecurring Charges	Promotions, Discounts & Fees	Total Charges
Equipment/Other Charges	0	00:00	1.00	0.00	0.00	1.00
Total	0	00:00	\$1.00	\$0.00	\$0.00	\$1.00

TFN 8773046597 154380368

	Calls/ Users/Ports	Min:Sec	Service Charges	Nonrecurring Charges	Promotions, Discounts & Fees	Total Charges
Equipment/Other Charges	0	00:00	2.00	0.00	0.00	2.00
Inbound Switched	791	5092:30	198.72	0.00	0.00	198.72
Total	791	5092:30	\$200.72	\$0.00	\$0.00	\$200.72

LUCC TOLL FREE 154429378

	Calls/ Users/Ports	Min:Sec	Service Charges	Nonrecurring Charges	Promotions, Discounts & Fees	Total Charges
Equipment/Other Charges	0	00:00	3.00	0.00	0.00	3.00
Toll Free Feature Charges	0	00:00	50.00	0.00	-15.00	35.00
Total	0	00:00	\$53.00	\$0.00	-\$15.00	\$38.00

MAVERICK CREEK WIND PROJECT 154805770

	Calls/ Users/Ports	Min:Sec	Service Charges	Nonrecurring Charges	Promotions, Discounts & Fees	Total Charges
Equipment/Other Charges	0	00:00	1.00	0.00	0.00	1.00
Total	0	00:00	\$1.00	\$0.00	\$0.00	\$1.00

BRETT MANZERA 154825572

	Calls/ Users/Ports	Min:Sec	Service Charges	Nonrecurring Charges	Promotions, Discounts & Fees	Total Charges
Equipment/Other Charges	0	00:00	2.00	0.00	0.00	2.00
Inbound Switched	2	03:36	0.09	0.00	0.00	0.09
Total	2	03:36	\$2.09	\$0.00	\$0.00	\$2.09

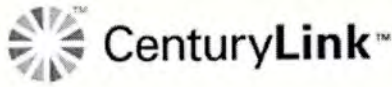
CISCO VM 154942802

	Calls/ Users/Ports	Min:Sec	Service Charges	Nonrecurring Charges	Promotions, Discounts & Fees	Total Charges
Equipment/Other Charges	0	00:00	1.00	0.00	0.00	1.00
Inbound Switched	23	21:54	1.33	0.00	0.00	1.33
Total	23	21:54	\$2.33	\$0.00	\$0.00	\$2.33

DALLAS 13 154996325

	Calls/ Users/Ports	Min:Sec	Service Charges	Nonrecurring Charges	Promotions, Discounts & Fees	Total Charges
Dedicated Services	0	00:00	2,451.25	0.00	0.00	2,451.25
Total	0	00:00	\$2,451.25	\$0.00	\$0.00	\$2,451.25

STARKE ENERGY FACILITY 155004614



CALIFORNIA PACIFIC ELECTRIC CO
Account: 86091974

February 15, 2020
Invoice: 1486280524

Service Summary

All accounts

	Calls/ Users/Ports	Min:Sec	Service Charges	Nonrecurring Charges	Promotions, Discounts & Fees	Total Charges
Dedicated Services	0	00:00	8,347.11	0.00	-300.00	8,047.11
Outbound Dedicated	2,842	103343:42	1,438.87	0.00	0.00	1,438.87
Inbound Dedicated	7,801	259232:18	6,975.68	0.00	0.00	6,975.68
Equipment/Other Charges	0	00:00	11.00	0.00	0.00	11.00
Inbound Switched	229	1024:00	39.30	0.00	0.00	39.30
Toll Free Feature Charges	0	00:00	50.00	0.00	-15.00	35.00
Total	10,872	363600:00	\$16,861.96	\$0.00	\$-315.00	\$16,546.96

CALIFORNIA PACIFIC ELECTRIC CO 86091974
NJ SCADA PRIMARY 149600479

	Calls/ Users/Ports	Min:Sec	Service Charges	Nonrecurring Charges	Promotions, Discounts & Fees	Total Charges
Dedicated Services	0	00:00	1,100.00	0.00	0.00	1,100.00
Total	0	00:00	\$1,100.00	\$0.00	\$0.00	\$1,100.00

NJ CORP PRIMARY 100MEG BURSTABLE 149752843

	Calls/ Users/Ports	Min:Sec	Service Charges	Nonrecurring Charges	Promotions, Discounts & Fees	Total Charges
Dedicated Services	0	00:00	750.15	0.00	-300.00	450.15
Outbound Dedicated	2,842	103343:42	1,438.87	0.00	0.00	1,438.87
Inbound Dedicated	7,801	259232:18	6,975.68	0.00	0.00	6,975.68
Equipment/Other Charges	0	00:00	0.00	0.00	0.00	0.00
Total	10,643	362576:00	\$9,164.70	\$0.00	\$-300.00	\$8,864.70

T1 CORP PRIMARY 151544116

	Calls/ Users/Ports	Min:Sec	Service Charges	Nonrecurring Charges	Promotions, Discounts & Fees	Total Charges
Dedicated Services	0	00:00	2,818.58	0.00	0.00	2,818.58
Total	0	00:00	\$2,818.58	\$0.00	\$0.00	\$2,818.58

STERLING DCI 152636883

	Calls/ Users/Ports	Min:Sec	Service Charges	Nonrecurring Charges	Promotions, Discounts & Fees	Total Charges
Dedicated Services	0	00:00	867.00	0.00	0.00	867.00
Total	0	00:00	\$867.00	\$0.00	\$0.00	\$867.00

ROBMILLER ALGONQUIN POWER TOLL FREE 154188998

	Calls/ Users/Ports	Min:Sec	Service Charges	Nonrecurring Charges	Promotions, Discounts & Fees	Total Charges
Equipment/Other Charges	0	00:00	1.00	0.00	0.00	1.00
Total	0	00:00	\$1.00	\$0.00	\$0.00	\$1.00

TFN 8773046597 154380368

	Calls/ Users/Ports	Min:Sec	Service Charges	Nonrecurring Charges	Promotions, Discounts & Fees	Total Charges
Equipment/Other Charges	0	00:00	1.00	0.00	0.00	1.00
Inbound Switched	218	967:42	35.37	0.00	0.00	35.37
Total	218	967:42	\$36.37	\$0.00	\$0.00	\$36.37

LUCC TOLL FREE 154429378

	Calls/ Users/Ports	Min:Sec	Service Charges	Nonrecurring Charges	Promotions, Discounts & Fees	Total Charges
Equipment/Other Charges	0	00:00	3.00	0.00	0.00	3.00
Inbound Switched	9	55:36	3.91	0.00	0.00	3.91
Toll Free Feature Charges	0	00:00	50.00	0.00	-15.00	35.00
Total	9	55:36	\$56.91	\$0.00	\$-15.00	\$41.91

MAVERICK CREEK WIND PROJECT 154805770

	Calls/ Users/Ports	Min:Sec	Service Charges	Nonrecurring Charges	Promotions, Discounts & Fees	Total Charges
Equipment/Other Charges	0	00:00	1.00	0.00	0.00	1.00
Total	0	00:00	\$1.00	\$0.00	\$0.00	\$1.00

BRETT MANZERA 154825572

	Calls/ Users/Ports	Min:Sec	Service Charges	Nonrecurring Charges	Promotions, Discounts & Fees	Total Charges
Equipment/Other Charges	0	00:00	2.00	0.00	0.00	2.00
Inbound Switched	2	00:42	0.02	0.00	0.00	0.02
Total	2	00:42	\$2.02	\$0.00	\$0.00	\$2.02

CISCO VM 154942802

	Calls/ Users/Ports	Min:Sec	Service Charges	Nonrecurring Charges	Promotions, Discounts & Fees	Total Charges
Equipment/Other Charges	0	00:00	1.00	0.00	0.00	1.00
Total	0	00:00	\$1.00	\$0.00	\$0.00	\$1.00

DALLAS 13 154996325

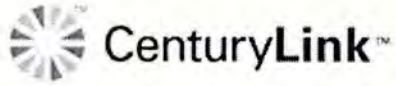
	Calls/ Users/Ports	Min:Sec	Service Charges	Nonrecurring Charges	Promotions, Discounts & Fees	Total Charges
Dedicated Services	0	00:00	2,811.38	0.00	0.00	2,811.38
Total	0	00:00	\$2,811.38	\$0.00	\$0.00	\$2,811.38

STARKE ENERGY FACILITY 155004614

	Calls/ Users/Ports	Min:Sec	Service Charges	Nonrecurring Charges	Promotions, Discounts & Fees	Total Charges
Equipment/Other Charges	0	00:00	1.00	0.00	0.00	1.00
Total	0	00:00	\$1.00	\$0.00	\$0.00	\$1.00

CALIFORNIA PACIFIC ELECTRIC CO 155105561

	Calls/ Users/Ports	Min:Sec	Service Charges	Nonrecurring Charges	Promotions, Discounts & Fees	Total Charges
Equipment/Other Charges	0	00:00	1.00	0.00	0.00	1.00
Total	0	00:00	\$1.00	\$0.00	\$0.00	\$1.00



CALIFORNIA PACIFIC ELECTRIC CO
Account: 86091974

February 15, 2020
Invoice: 1486280524

12-Month Review of Spending

CALIFORNIA PACIFIC ELECTRIC CO 86091974

Chart Data

Year Month Total Spending

2019 FEB	\$13,152.33
2019 MAR	\$10,813.90
2019 APR	\$9,863.33
2019 MAY	\$10,466.80
2019 JUN	\$10,231.87
2019 JUL	\$10,501.34
2019 AUG	\$11,923.37
2019 SEP	\$12,582.57
2019 OCT	\$12,318.64
2019 NOV	\$13,478.15
2019 DEC	\$12,255.58
2020 JAN	\$12,733.18
2020 FEB	\$21,780.04

	Calls/ Users/Ports	Min:Sec	Service Charges	Nonrecurring Charges	Promotions, Discounts & Fees	Total Charges
Equipment/Other Charges	0	00:00	1.00	0.00	0.00	1.00
Total	0	00:00	\$1.00	\$0.00	\$0.00	\$1.00

CALIFORNIA PACIFIC ELECTRIC CO 155105561

	Calls/ Users/Ports	Min:Sec	Service Charges	Nonrecurring Charges	Promotions, Discounts & Fees	Total Charges
Equipment/Other Charges	0	00:00	1.00	0.00	0.00	1.00
Inbound Switched	1	00:30	0.04	0.00	0.00	0.04
Total	1	00:30	\$1.04	\$0.00	\$0.00	\$1.04

866-591-5005 155192630

	Calls/ Users/Ports	Min:Sec	Service Charges	Nonrecurring Charges	Promotions, Discounts & Fees	Total Charges
Equipment/Other Charges	0	00:00	1.00	0.00	0.00	1.00
Inbound Switched	2	02:48	0.20	0.00	0.00	0.20
Total	2	02:48	\$1.20	\$0.00	\$0.00	\$1.20



CenturyLink™

CALIFORNIA PACIFIC ELECTRIC CO
Account: 86091974

April 15, 2020
Invoice: 1489974722

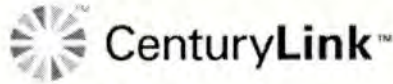
12-Month Review of Spending

CALIFORNIA PACIFIC ELECTRIC CO 86091974

Chart Data

Year Month Total Spending

2019 APR	\$9,863.33
2019 MAY	\$10,466.80
2019 JUN	\$10,231.87
2019 JUL	\$10,501.34
2019 AUG	\$11,923.37
2019 SEP	\$12,582.57
2019 OCT	\$12,318.64
2019 NOV	\$13,478.15
2019 DEC	\$12,255.58
2020 JAN	\$12,733.18
2020 FEB	\$21,780.04
2020 MAR	\$20,726.90
2020 APR	\$37,220.99



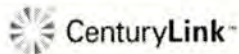
LIBERTY UTILITIES CANADA CORP
 Account: 86969864
 Phone: 905-829-6330

April 15, 2020
 Invoice: 1489974789
 Billing Cycle: 45-296

WOODCENLINK

Payment Summary	
Previous Balance	1,354.81
No payments received	
Balance Forward	1,354.81
Current Charges	
Current Gross Charges	263.11
Government Fees and Taxes	18.91
Other Fees & Monthly Charges	88.69
Current Net Charges	\$370.71
Amount Due	\$1,725.52

Please fold here, tear here, and return this portion with your payment.



To change your billing address call us at 800-860-1020

Invoice 1489974789
 Account 86969864
Amount Due \$1,725.52

Amount Paid: \$ _____

Payment Due for New Charges :
 May 15, 2020
 unless your contract states otherwise.

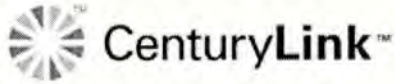
LIBERTY UTILITIES CANADA CORP
 ATTN: Gurkirpal Gill
 354 Davis Rd
 Oakville On L6j2x1
 Canada
 Oakville, ON L6J2X-1

Please Send Payment to:

CENTURYLINK
Business Services
 PO BOX 52187
 PHOENIX, AZ 85072-2187

Entity	Expense
2200-9800-Water	\$27.93
2200-9800-Calpeco	\$24.61
2200-9800-Granite	\$19.59
2200-9800-Enorth	\$39.72
2200-9800-MIDGAS	\$26.98
2200-9800-MidWat	\$1.13
2200-9800-Arkan	\$6.29
2200-9800-Woodson	\$0.18
2200-9800-Georg	\$21.48
2200-9800-NEG	\$24.30
2200-9800-WHWATER	\$0.77
2200-9800-WHSewer	\$0.80
2200-9800-Park	\$21.30
2200-9800-Empire	\$155.63
Total	\$370.71

APPROVED
 ED MOHACSY
 Director, IT Infrastructure
 Date: *Apr 15 2020*
 Signature: *Ed Mohacsy*



LIBERTY UTILITIES/PARK WATER

Account: 87970334
Phone: 562-923-0711

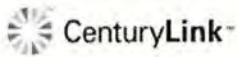
2000 CENLINK

April 15, 2020
Invoice: 1489974842
Billing Cycle: 45-296

Payment Summary

Previous Balance	20,953.64
No payments received	
Balance Forward	20,953.64
Current Charges	
Current Gross Charges	9,208.89
Government Fees and Taxes	524.00
Other Fees & Monthly Charges	1,350.15
Current Net Charges	\$11,083.04
Amount Due	\$32,036.68

Please fold here, tear here, and return this portion with your payment.



To change your billing address call us at 800-860-1020

Invoice 1489974842
Account 87970334
Amount Due \$32,036.68

Amount Paid: \$ _____

Payment Due for New Charges :
May 15, 2020
unless your contract states otherwise.

LIBERTY UTILITIES CANADA CORP
ATTN: Gurkirpal Gill
354 Davis Rd
Oakville On L6j2x1
Canada
Oakville, ON L6J2X-1

Please Send Payment to:

CENTURYLINK
Business Services
PO BOX 52187
PHOENIX, AZ 85072-2187

h.v.
RECEIVED

104

148997484208797033421111000110830400032036687

2200-9800-Park
6-7200-0000-0000

APPROVED
ED MOHAGSY
Director, IT Infrastructure
Date: *ASR 20/20*
Signature: *Ed Mohagasy*



CenturyLink®

100 CenturyLink Drive
Monroe, LA 71203

Address Service Requested

LIBERTY UTILITIES (CANADA) CORP
GURKIRPAL GILL
354 DAVIS ROAD
OAKVILLE, ON L6J 2X1 CA

WOODATGAR-US

Invoice

Account Number: 623346
Invoice Number: B1-2019675
Invoice Date: 4/1/2020
Invoice Total: **7,314.15**

Terms:
Amount Enclosed

Amounts in USD
Net 30 days

Make checks payable to: CenturyLink Canada, Inc.

CenturyLink Canada, Inc. Lockbox 918290
Bank of America, National Association, Canada Branch
PO Box 4090 Stn A Toronto, ON M5W 0E9

Please return above portion with your payment in the provided envelope.



CenturyLink®

100 CenturyLink Drive
Monroe, LA 71203

Account Number: 623346
LIBERTY UTILITIES (CANADA) CORP
QST - # 1224378315 TQ0001
GST / HST - # 83315 1558 RT0001

Current Invoice Summary - Invoice Number B1-2019675

Description
Recurring Charges
Usage Charges
Taxes
Total Current Charges

4/1/2020
Amounts in USD
Total
0.00
6,472.70
841.45
7,314.15

APPROVED
ED MOHACSY
Director, IT Infrastructure
Date: *Apr 25/20*
Signature: *Ed Mohacsy*

U.L.
RECEIVED

PDF and MS Excel versions of your invoice are available for download at www.savisstation.com.
To obtain a login and password, please contact request@centurylink.com or call 888 638-6771

Need Assistance?

Billing Inquiries
billing.department@centurylink.com
US: (877) 728-8477 option 2

Technical Assistance
request@centurylink.com
US: (888) 638-6771

Please Remit Payment To:

ACH Information
Bank of America, N.A.
Canada Branch
Sort Code: 024156792
Account #: 52427201

Wiring Information
Bank of America, N.A.
Canada Branch
200 Front Street West, Ste 2600
Toronto, ON M5V 3L2
Swift Code: BOFACATXXX
Bank Code: 0241
Transit/Branch # 024156792
Account # 52427201

Courier:
Bank of America Canada Lockbox
C/O Lockbox Name:
CenturyLink Canada, Inc.
Lockbox #918290
181 Bay St. 5th Floor
Toronto, ON M5J 2V8

Thank you for choosing CenturyLink!

FWO	Cost Code	Amount	
2200-9800-OPS	2-7124-0000-0000	\$1,618.20	USDS
2200-9800-Enorth	2-7124-0000-0000	\$913.70	USDS
2200-9800-MidGas	2-7124-0000-0000	\$625.98	USDS
2200-9800-Water	2-7124-0000-0000	\$618.82	USDS
2200-9800-NEG	2-7124-0000-0000	\$553.63	USDS
2200-9800-Calpeco	2-7124-0000-0000	\$518.44	USDS
2200-9800-Georg	2-7124-0000-0000	\$491.49	USDS
2200-9800-Granite	2-7124-0000-0000	\$465.82	USDS
2200-9800-Park	2-7124-0000-0000	\$454.93	USDS
2200-9800-Arkan	2-7124-0000-0000	\$147.10	USDS
2200-9800-MidWat	2-7124-0000-0000	\$28.81	USDS
2200-9800-Whsewer	2-7124-0000-0000	\$16.48	USDS
2200-9800-Whwater	2-7124-0000-0000	\$16.19	USDS
2200-9800-Woodson	2-7124-0000-0000	\$3.14	USDS
House HST Account		\$841.45	USDS
Total		\$7,314.15	USDS

APPROVED
 ED MOHAGSY
 Director, IT Infrastructure
 Date *08/20/20*
 Signature

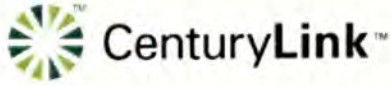


WS Job Number	WS Job Name	First Name	Last Name	Vendor ID	Vendor Name
2200-9820-PARK	Finance Costs-Park Water			2100ERNYOU	Ernst & Young LLP
2200-9820-PARK	Finance Costs-Park Water			2100ERNYOU	Ernst & Young LLP
2200-9820-PARK	Finance Costs-Park Water			2100ERNYOU	Ernst & Young LLP
2200-9820-PARK	Finance Costs-Park Water			2100ERNYOU	Ernst & Young LLP
2200-9800-PARK	IT Costs -Park Water			2100CENLINK	CENTURYLINK - Box 521
2200-9800-PARK	IT Costs -Park Water			2100CENLINK	CENTURYLINK - Box 521
2200-9800-PARK	IT Costs -Park Water			2100CENLINK	CENTURYLINK - Box 521
2200-9800-PARK	IT Costs -Park Water			2100CENLINK	CENTURYLINK - Box 521
2200-9812-PARK	Training Costs-Park Water			2100ORACAN	ORACLE CANADA ULC
2200-9815-PARK	EH&S Costs-Park Water			2100GENSOF	GENSUITE LLC
2200-9815-PARK	EH&S Costs-Park Water			2100GENSOF	GENSUITE LLC
2200-9815-PARK	EH&S Costs-Park Water			2100GENSOF	GENSUITE LLC
2200-9815-CBASIN	EH&S Costs-Central Basin			2100SECSYS	ALLIED UNIVERSAL TECI
2200-9800-PARK	IT Costs -Park Water			2100DATGAR-US	CENTURYLINK CANADA
2200-9800-PARK	IT Costs -Park Water			2100DATGAR-US	CENTURYLINK CANADA
2200-9815-PARK	EH&S Costs-Park Water			2100SMISYS	SMITH SYSTEM DRIVER
2200-9821-PARK	Risk Mgt Costs-Park Water			2100AONREED	AON REED STENHOUSE
2200-9800-PARK	IT Costs -Park Water	Edward	Mohacsy		
2200-9800-PARK	IT Costs -Park Water	Edward	Mohacsy		
2200-9800-PARK	IT Costs -Park Water	Edward	Mohacsy		
2200-9800-PARK	IT Costs -Park Water	Edward	Mohacsy		
2200-9801-PARK	Business IT Costs-Par Garfield		Neufville		
2200-9801-PARK	Business IT Costs-Par Garfield		Neufville		
2200-9810-PARK	HR Costs-Park Water	Ashley	Pacheco		
2200-9810-PARK	HR Costs-Park Water	Ashley	Pacheco		
2200-9810-PARK	HR Costs-Park Water	Ashley	Pacheco		
2200-9810-PARK	HR Costs-Park Water	Ashley	Pacheco		
2200-9810-PARK	HR Costs-Park Water	Ashley	Pacheco		
2200-9811-PARK	Payroll Costs-Park W	Danielle	Carter		
2200-9811-PARK	Payroll Costs-Park W	Danielle	Carter		
2200-9811-PARK	Payroll Costs-Park W	Susan	McCluskey		
2200-9811-PARK	Payroll Costs-Park W	Katrina	Barr		
2200-9811-PARK	Payroll Costs-Park W	JEANETTE	SCOTT		
2200-9811-PARK	Payroll Costs-Park W	JEANETTE	SCOTT		
2200-9811-PARK	Payroll Costs-Park W	JEANETTE	SCOTT		
2200-9811-PARK	Payroll Costs-Park W	JEANETTE	SCOTT		
2200-9811-PARK	Payroll Costs-Park W	Danielle	Carter		
2200-9811-PARK	Payroll Costs-Park W	JEANETTE	SCOTT		
2200-9811-PARK	Payroll Costs-Park W	JEANETTE	SCOTT		
2200-9811-PARK	Payroll Costs-Park W	JEANETTE	SCOTT		
2200-9812-PARK	Training Costs-Park V	Carrie	Burd		
2200-9812-PARK	Training Costs-Park V	Carrie	Burd		
2200-9812-PARK	Training Costs-Park V	Dainna	Datchko		
2200-9812-PARK	Training Costs-Park V	Dainna	Datchko		
2200-9812-PARK	Training Costs-Park V	France	Poirier		
2200-9812-PARK	Training Costs-Park V	Dainna	Datchko		
2200-9812-PARK	Training Costs-Park V	Dainna	Datchko		
2200-9812-PARK	Training Costs-Park V	France	Poirier		
2200-9812-PARK	Training Costs-Park V	France	Poirier		
2200-9815-PARK	EH&S Costs-Park Wa	Olivia	Kajak		
2200-9815-PARK	EH&S Costs-Park Wa	Olivia	Kajak		
2200-9815-PARK	EH&S Costs-Park Wa	Gary	Sommer		
2200-9815-PARK	EH&S Costs-Park Wa	Gary	Sommer		
2200-9815-PARK	EH&S Costs-Park Wa	ESTER	DI GIOVANNI		
2200-9815-PARK	EH&S Costs-Park Wa	ESTER	DI GIOVANNI		
2200-9815-PARK	EH&S Costs-Park Wa	Olivia	Kajak		
2200-9815-PARK	EH&S Costs-Park Wa	Olivia	Kajak		
2200-9815-PARK	EH&S Costs-Park Wa	Gary	Sommer		
2200-9815-PARK	EH&S Costs-Park Wa	Gary	Sommer		
2200-9815-PARK	EH&S Costs-Park Wa	ESTER	DI GIOVANNI		
2200-9815-PARK	EH&S Costs-Park Wa	ESTER	DI GIOVANNI		
2200-9817-PARK	Communications -Pa	Stipe	Maglica		

2200-9822-PARK	Treasury Costs-Park \ Rami	Khadra	
2200-9822-PARK	Treasury Costs-Park \ Rami	Khadra	
2200-9822-PARK	Treasury Costs-Park \ Victoria	Hernandez	
2200-9822-PARK	Treasury Costs-Park \ Victoria	Hernandez	
2200-9822-PARK	Treasury Costs-Park \ Janet	Swei	
2200-9822-PARK	Treasury Costs-Park \ Janet	Swei	
2200-9822-PARK	Treasury Costs-Park \ Janet	Swei	
2200-9822-PARK	Treasury Costs-Park \ Janet	Swei	
2200-9822-PARK	Treasury Costs-Park \ Shkelqim	Audiu	
2200-9822-PARK	Treasury Costs-Park \ Shkelqim	Audiu	
2200-9822-PARK	Treasury Costs-Park \ Efrain	Stantrich	
2200-9822-PARK	Treasury Costs-Park \ Efrain	Stantrich	
2200-9822-PARK	Treasury Costs-Park \ Rami	Khadra	
2200-9822-PARK	Treasury Costs-Park \ Rami	Khadra	
2200-9822-PARK	Treasury Costs-Park \ Michael	Mosindy	
2200-9822-PARK	Treasury Costs-Park \ Victoria	Hernandez	
2200-9822-PARK	Treasury Costs-Park \ Victoria	Hernandez	
2200-9822-PARK	Treasury Costs-Park \ Janet	Swei	
2200-9822-PARK	Treasury Costs-Park \ Janet	Swei	
2200-9822-PARK	Treasury Costs-Park \ Janet	Swei	
2200-9822-PARK	Treasury Costs-Park \ Janet	Swei	
2200-9827-PARK	FPA Costs-Park Wate Munisali	Kapadia	
2200-9827-PARK	FPA Costs-Park Wate Munisali	Kapadia	
2200-9860-PARK	LABS Mgt Costs-Park Kirsten	Olsen	
2200-9860-PARK	LABS Mgt Costs-Park Kirsten	Olsen	
2200-9860-PARK	LABS Mgt Costs-Park Kirsten	Olsen	
2200-9860-PARK	LABS Mgt Costs-Park Kirsten	Olsen	
2200-9811-PARK	Payroll Costs-Park Water	2100GUALIF2	GUARDIAN-387411D1D
2200-9811-PARK	Payroll Costs-Park Water	2100GUALIF2	GUARDIAN-387411D1D
2200-9811-PARK	Payroll Costs-Park Water	2100GUALIF2	GUARDIAN-387411D1D
2200-9810-PARK	HR Costs-Park Water	2100STAINS	STANDARD INSURANCE
2200-9810-PARK	HR Costs-Park Water	2100STAINS	STANDARD INSURANCE
2200-9811-PARK	Payroll Costs-Park Water	2100GUALIF2	GUARDIAN-387411D1D
2200-9800-PARK	IT Costs -Park Water	2100ENTSO	ENTCO SOFTWARE CAN
2200-9815-PARK	EH&S Costs-Park Water	2100JKKELL	J.J. Keller & Associates I
2200-9815-PARK	EH&S Costs-Park Water	2100JKKELL	J.J. Keller & Associates I
2200-9815-PARK	EH&S Costs-Park Water	2100GRAIND	GRAINGER
2200-9815-PARK	EH&S Costs-Park Water	2100BUSHEA	BUSINESS HEALTH RESC
2200-9811-PARK	Payroll Costs-Park Water	2100FEDEX	FEDERAL EXPRESS CAN/
2200-9811-PARK	Payroll Costs-Park Water	2100FEDEX	FEDERAL EXPRESS CAN/
2200-9811-PARK	Payroll Costs-Park Water	2100FEDEX	FEDERAL EXPRESS CAN/
2200-9820-PARK	Finance Costs-Park Water	2100FEDEX	FEDERAL EXPRESS CAN/
2200-9820-PARK	Finance Costs-Park Water	2100FEDEX	FEDERAL EXPRESS CAN/

Row Labels	Sum of USD Amount
2200-9800-PARK	310.29
Labour	310.29
2200-9801-PARK	213.56
Labour	213.56
2200-9810-PARK	346.08
Labour	346.08
2200-9811-PARK	1,810.49
Labour	1,810.49
2200-9812-PARK	1,072.93
Labour	1,072.93
2200-9815-PARK	1,295.37
Labour	1,295.37
2200-9817-PARK	1,106.31
Labour	1,106.31

Row Labels	Sum of USD Amount
2200-9800-PARK	2,529.23
Communications	778.70
2100CENLINK	778.70
1490333178	288.08
1491808460	271.83
1491808461	199.49
1491808570	19.30
Data Centre Expense	900.82
2100DATGAR-US	900.82
B1-2033074	444.62
B1-2041049	456.20
Other	849.71
2100ENTSO	849.71
ICASA4072036	849.71



LIBERTY UTILITIES CANADA ORP
Account: 89243479
Phone: 905-465-6784

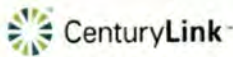
200 CENLINK

April 19, 2020
Invoice: 1490333178
Billing Cycle: 650-32

Payment Summary

Previous Balance	17,170.91
No payments received	
Balance Forward	17,170.91
Current Charges	
Current Gross Charges	4,919.12
Government Fees and Taxes	366.44
Other Fees & Monthly Charges	724.32
Current Net Charges	\$6,009.88
Amount Due	\$23,180.79

Please fold here, tear here, and return this portion with your payment.



To change your billing address call us at 800-860-1020

Invoice 1490333178
Account 89243479
Amount Due \$23,180.79

Amount Paid: \$ _____

Payment Due for New Charges :
May 19, 2020
unless your contract states otherwise.

LIBERTY UTILITIES CANADA ORP
ATTN: Gurkirpal Gill
354 Davis Road, Suite 100
Bronte On L6j2x1
Canada
Bronte, ON L6J2X-1

APPROVED
ED MOHACSY
Director, IT Infrastructure
Date: May 20/20
Signature: Ed Mohacsy

Please Send Payment to:

CENTURYLINK
Business Services
PO BOX 52187
PHOENIX, AZ 85072-2187

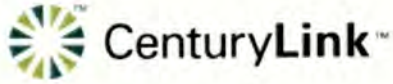
104

149033317808924347921111000060098800023180795

RECEIVED
MAY 20 2020

Entity	Expense
2200-9800-Water	\$377.82
2200-9800-Calpeco	\$332.88
2200-9800-Granite	\$265.03
2200-9800-Enorth	\$537.25
2200-9800-MIDGAS	\$365.01
2200-9800-MidWat	\$15.31
2200-9800-Arkan	\$85.11
2200-9800-Woodson	\$2.40
2200-9800-Georg	\$290.57
2200-9800-NEG	\$328.76
2200-9800-WHWATER	\$10.39
2200-9800-WHSewer	\$10.79
2200-9800-Park	\$288.08
2200-9800-Empire	\$2,105.30
2100-9800-LABUS	\$995
Total	\$6,009.88

APPROVED
ED MOHACSY
Director, IT Infrastructure
Date: *May 20/20*
Signature: *Ed Mohacy*



CALIFORNIA PACIFIC ELECTRIC CO
Account: 86091954
Phone: 775-834-2760

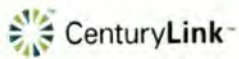
2000CENTLINK

May 15, 2020
 Invoice: 1491808460
 Billing Cycle: 45-297

Payment Summary

Previous Balance	9,252.76
Payment(s) Received - Thank You	-9,252.76
Balance Forward	0.00
Current Charges	
Current Gross Charges	4,731.00
Government Fees and Taxes	0.00
Other Fees & Monthly Charges	0.70
Current Net Charges	\$4,731.70
Amount Due	\$4,731.70

Please fold here, tear here, and return this portion with your payment.



To change your billing address call us at 800-860-1020

Invoice 1491808460
 Account 86091954
Amount Due \$4,731.70

Amount Paid: \$ _____

Payment Due for New Charges :
 June 14, 2020
 unless your contract states otherwise.

LIBERTY UTILITIES
 ATTN: Gurkirpal Gill
 354 Davis Road
 Oakville On L6j2x1
 Canada
 Oakville, ON L6J2X-1

APPROVED
 ED MOHACSY
 Director, IT Infrastructure
 Date: *May 20/20*
 Signature: *[Handwritten Signature]*

Please Send Payment to:

CENTURYLINK
Business Services
 PO BOX 52187
 PHOENIX, AZ 85072-2187

104

149180846008609195401111000047317000004731701

u-1
 RECEIVED
 MAY 20 2020

Entity	Expense
2200-9800-Water	\$356.50
2200-9800-Calpeco	\$314.09
2200-9800-Granite	\$250.07
2200-9800-Enorth	\$506.93
2200-9800-MIDGAS	\$344.41
2200-9800-MidWat	\$14.44
2200-9800-Arkan	\$80.30
2200-9800-Woodson	\$2.26
2200-9800-Georg	\$274.17
2200-9800-NEG	\$310.21
2200-9800-WhWat	\$9.80
2200-9800-WhSewe	\$10.18
2200-9800-Park	\$271.83
2200-9800-Empire	\$1,986.49
2100-9800-LABUS	
Total	\$4,731.70

APPROVED
ED MOHACSY
Director, IT Infrastructure
Date: May 20 2020
Signature: [Handwritten Signature]

Expense

\$4,731.70



CenturyLink™

CALIFORNIA PACIFIC ELECTRIC CO

Account: 86091974

Phone: 775-834-2760

2100 CENTLINK

May 15, 2020

Invoice: 1491808461

Billing Cycle: 45-297

Payment Summary

Previous Balance	79,727.93
Payment(s) Received - Thank You	-79,727.93
Balance Forward	0.00
Current Charges	
Current Gross Charges	30,350.18
Discounts, Promotions and Fees	-315.00
Government Fees and Taxes	2,166.68
Other Fees & Monthly Charges	7,823.66
Current Net Charges	\$40,025.52

Amount Due **\$40,025.52**

Please fold here, tear here, and return this portion with your payment.



CenturyLink™

To change your billing address call us at 800-860-1020

Invoice	1491808461
Account	86091974
Amount Due	\$40,025.52

Amount Paid: \$ _____

Payment Due for New Charges :
June 14, 2020
unless your contract states otherwise.

LIBERTY UTILITIES
ATTN: Gurkupal Gill
354 Davis Road
Oakville On L62x1
Canada
Oakville, ON L62X1

Please Send Payment to:

CENTURYLINK
Business Services
PO BOX 52187
PHOENIX, AZ 85072-2187

104

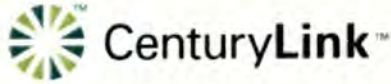
149180846108609197421111000400255200040025524

6-1.
RECEIVED
MAY 20 2020

APPROVED
ED MOHACSY
Director, IT Infrastructure
Date: May 20 2020
Signature: Ed Mohacsy

Entity	Expense
2200-9800-Water	\$261.64
2200-9800-Calpeco	\$230.51
2200-9800-Granite	\$183.53
2200-9800-Enorth	\$372.04
2200-9800-MIDGAS	\$252.77
2200-9800-MidWat	\$10.60
2200-9800-Arkan	\$58.93
2200-9800-Woodson	\$1.66
2200-9800-Georg	\$201.22
2200-9800-NEG	\$227.66
2200-9800-WHWATER	\$7.20
2200-9800-WHSewer	\$7.47
2200-9800-Park	\$199.49
2200-9800-Empire	\$1,457.89
2100-9800-LABUS	\$28,052.91
2200-C-First	\$8,500.00
Total	\$40,025.52

APPROVED
ED MOHACSY
Director, IT Infrastructure
Date: *May 20/20*
Signature: *[Handwritten Signature]*



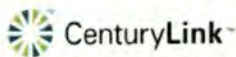
LIBERTY UTILITIES CANADA CORP
 Account: 86969864
 Phone: 905-829-6330

2100CENLINK

May 15, 2020
 Invoice: 1491808570
 Billing Cycle: 45-297

Payment Summary	
Previous Balance	1,725.52
Payment(s) Received - Thank You	-1,725.52
Balance Forward	0.00
Current Charges	
Current Gross Charges	238.00
Government Fees and Taxes	17.84
Other Fees & Monthly Charges	80.12
Current Net Charges	\$335.96
Amount Due	\$335.96

Please fold here, tear here, and return this portion with your payment.



To change your billing address call us at 800-860-1020

Invoice 1491808570
 Account 86969864
Amount Due \$335.96

Amount Paid: \$ _____

Payment Due for New Charges :
 June 14, 2020
 unless your contract states otherwise.

LIBERTY UTILITIES CANADA CORP
 ATTN: Gurkirpal Gill
 354 Davis Rd
 Oakville On L6j2x1
 Canada
 Oakville, ON L6J2X-1

APPROVED
 ED MOHACSY
 Director IT Infrastructure
 Date: 20/20
 Signature: *[Handwritten Signature]*

Please Send Payment to:

CENTURYLINK
Business Services
 PO BOX 52187
 PHOENIX, AZ 85072-2187

104

149180857008696986401111000003359600000335968

A-1
 RECEIVED
 MAY 20 2020

Entity	Expense
2200-9800-Water	\$25.31
2200-9800-Calpeco	\$22.30
2200-9800-Granite	\$17.76
2200-9800-Enorth	\$35.99
2200-9800-MIDGAS	\$24.45
2200-9800-MidWat	\$1.03
2200-9800-Arkan	\$5.70
2200-9800-Woodson	\$0.16
2200-9800-Georg	\$19.47
2200-9800-NEG	\$22.03
2200-9800-WHWATER	\$0.70
2200-9800-WHSewer	\$0.72
2200-9800-Park	\$19.30
2200-9800-Empire	\$141.04
Total	\$335.96

APPROVED
 ED MOHAGSY
 Director, IT Infrastructure
 Date: 2/20/20
 Signature: *[Handwritten Signature]*



CenturyLink®

100 CenturyLink Drive
Monroe, LA 71203

Address Service Requested

LIBERTY UTILITIES (CANADA) CORP
GURKIRPAL GILL
354 DAVIS ROAD
OAKVILLE, ON L6J 2X1 CA

200 DATGAR-US

Invoice

Account Number: 623346
Invoice Number: B1-2033074
Invoice Date: 5/1/2020
Invoice Total: **7,148.48**

Terms: Amount Enclosed
Amounts in USD
Net 30 days

Make checks payable to: CenturyLink Canada, Inc.

CenturyLink Canada, Inc. Lockbox 918290
Bank of America, National Association, Canada Branch
PO Box 4090 Stn A Toronto, ON M5W 0E9

Please return above portion with your payment in the provided envelope.



CenturyLink®

100 CenturyLink Drive
Monroe, LA 71203

Account Number: 623346
LIBERTY UTILITIES (CANADA) CORP
QST - # 1224378315 TQ0001
GST / HST - # 83315 1558 RT0001

Current Invoice Summary - Invoice Number B1-2033074

5/1/2020

Amounts in USD

Description
Recurring Charges
Usage Charges
Taxes
Total Current Charges

Total
0.00
6,326.06
822.42
7,148.48

RECEIVED

MAY 20 2020

APPROVED
ED MOHACSY
Director, IT Infrastructure
Date: May 20/20
Signature: *[Signature]*

PDF and MS Excel versions of your invoice are available for download at www.savvisstation.com.

To obtain a login and password, please contact request@centurylink.com or call 888 638-6771

Need Assistance?

Billing Inquiries

billing.department@centurylink.com
US: (877) 728-8477 option 2

Technical Assistance

request@centurylink.com
US: (888) 638-6771

Please Remit Payment To:

ACH Information

Bank of America, N.A.
Canada Branch
Sort Code: 024156792
Account #: 52427201

Wiring Information

Bank of America, N.A.
Canada Branch
200 Front Street West, Ste 2600
Toronto, ON M5V 3L2
Swift Code: BOFACATXXX
Bank Code: 0241
Transit/Branch #: 024156792
Account #: 52427201

Courier:

Bank of America Canada Lockbox
C/O Lockbox Name:
CenturyLink Canada, Inc.
Lockbox #918290
181 Bay St. 5th Floor
Toronto, ON M5J 2V8

Thank you for choosing CenturyLink!

FWO	Cost Code	Amount	
2200-9800-OPS	2-7124-0000-0000	\$1,581.54	USDS
2200-9800-Enorth	2-7124-0000-0000	\$893.00	USDS
2200-9800-MidGas	2-7124-0000-0000	\$611.80	USDS
2200-9800-Water	2-7124-0000-0000	\$604.80	USDS
2200-9800-NEG	2-7124-0000-0000	\$541.08	USDS
2200-9800-Calpeco	2-7124-0000-0000	\$506.70	USDS
2200-9800-Georg	2-7124-0000-0000	\$480.36	USDS
2200-9800-Granite	2-7124-0000-0000	\$455.26	USDS
2200-9800-Park	2-7124-0000-0000	\$444.62	USDS
2200-9800-Arkan	2-7124-0000-0000	\$143.77	USDS
2200-9800-MidWat	2-7124-0000-0000	\$28.15	USDS
2200-9800-Whsewer	2-7124-0000-0000	\$16.11	USDS
2200-9800-Whwater	2-7124-0000-0000	\$15.82	USDS
2200-9800-Woodson	2-7124-0000-0000	\$3.07	USDS
House HST Account		\$822.39	USDS
Total		\$7,148.45	USDS

APPROVED
ED MOHACSY
Director, IT Infrastructure
Date: May 2012
Signature:

Ed Mohacsy



CenturyLink®

100 CenturyLink Drive
Monroe, LA 71203

Address Service Requested

LIBERTY UTILITIES (CANADA) CORP
GURKIRPAL GILL
354 DAVIS ROAD
OAKVILLE, ON L6J 2X1 CA

200 DATGAR-US

CenturyLink Canada, Inc. Lockbox 918290
Bank of America, National Association, Canada Branch
PO Box 4090 Stn A Toronto, ON M5W 0E9

Invoice

Account Number: 623346
Invoice Number: B1-2041049
Invoice Date: 6/1/2020
Invoice Total: **7,334.57**

Amounts in USD
Net 30 days

Terms:
Amount Enclosed

Make checks payable to: CenturyLink Canada, Inc.

Please return above portion with your payment in the provided envelope.



CenturyLink®

100 CenturyLink Drive
Monroe, LA 71203

Account Number: 623346
LIBERTY UTILITIES (CANADA) CORP
QST - # 1224378315 TQ0001
GST / HST - # 83315 1558 RT0001

Current Invoice Summary - Invoice Number B1-2041049

6/1/2020

Amounts in USD

Description

Recurring Charges
Usage Charges
Taxes

Total
0.00

6,490.77

843.80

7,334.57

Total Current Charges

APPROVED
ED MOHACSY
Director, IT Infrastructure
Date: June 18/20
Signature: *[Signature]*

PDF and MS Excel versions of your invoice are available for download at www.savvisstation.com.

To obtain a login and password, please contact request@centurylink.com or call 888 638-6771

Need Assistance?

Billing Inquiries

billing.department@centurylink.com
US: (877) 728-8477 option 2

Technical Assistance

request@centurylink.com
US: (888) 638-6771

Please Remit Payment To:

ACH Information

Bank of America, N.A.
Canada Branch
Sort Code: 024156792
Account #: 52427201

Wiring Information

Bank of America, N.A.
Canada Branch
200 Front Street West, Ste 2600
Toronto, ON M5V 3L2
Swift Code: BOFACATXXX
Bank Code: 0241
Transit/Branch # 024156792
Account # 52427201

Courier:

Bank of America Canada Lockbox
C/O Lockbox Name:
CenturyLink Canada, Inc.
Lockbox #918290
181 Bay St. 5th Floor
Toronto, ON M5J 2V8

Thank you for choosing CenturyLink!

u/l
RECEIVED
JUN 15 2020

FWO	Cost Code	Amount	
2200-9800-OPS	2-7124-0000-0000	\$1,622.71	USDS
2200-9800-Enorth	2-7124-0000-0000	\$916.25	USDS
2200-9800-MidGas	2-7124-0000-0000	\$627.73	USDS
2200-9800-Water	2-7124-0000-0000	\$620.54	USDS
2200-9800-NEG	2-7124-0000-0000	\$555.17	USDS
2200-9800-Calpeco	2-7124-0000-0000	\$519.89	USDS
2200-9800-Georg	2-7124-0000-0000	\$492.87	USDS
2200-9800-Granite	2-7124-0000-0000	\$467.12	USDS
2200-9800-Park	2-7124-0000-0000	\$456.20	USDS
2200-9800-Arkan	2-7124-0000-0000	\$147.51	USDS
2200-9800-MidWat	2-7124-0000-0000	\$28.89	USDS
2200-9800-Whsewer	2-7124-0000-0000	\$16.53	USDS
2200-9800-Whwater	2-7124-0000-0000	\$16.23	USDS
2200-9800-Woodson	2-7124-0000-0000	\$3.15	USDS
House HST Account		\$843.80	USDS
Total		\$7,334.57	USDS

APPROVED
ED MOHACSY
Director, IT Infrastructure
Date: _____
Signature: _____

1/8/20
Ed Mohacsy

Micro Focus Software Solutions Canada Co./ Solutions Logiciels Micro Focus
 Canada Cie
 411 Legget Drive
 Suite 503
 Ottawa ON K2K 3C9
 Canada



200ENTSOFF

Invoice

Formerly Known As Entco Software Canada Co. Logiciels Entco Canada Cie

Send To
Liberty Utilities (Canada) Corp 354 DAVIS RD OAKVILLE ON L6J 0C5 Canada

Bill To
Liberty Utilities (Canada) Corp 354 DAVIS RD OAKVILLE ON L6J 0C5 Canada

Sold To	Customer Information
Liberty Utilities (Canada) Corp 354 DAVIS RD OAKVILLE ON L6J 0C5 Canada VAT Reg #:	Customer ID: 0000229564 VAT Reg #: Customer Phone: +1.905.465.4500
Ship To	
Liberty Utilities (Canada) Corp 354 DAVIS RD OAKVILLE ON L6J 0C5 Canada VAT Reg #:	

Invoice Details	
Invoice #:	ICASA4072036
Invoice Date:	10 Mar 2020
Tax Point Date:	10 Mar 2020
Due Date:	09 Apr 2020
Payment Terms:	Net 30
Customer PO #:	SAM/Garfield Neufville
Sales Order #:	0-00096099
Sales Order Date:	10 Mar 2020
INCO Terms:	DDP
Subscription Name:	2151644326-A
Support Subscription Period:	28 Feb 2020 - 27 Feb 2021

Inquiries	
Sales Rep Name:	Brook Hoffman
Sales Rep Email:	brook.mclaughlin@microfocus.com
Inquiry Email:	swpmb.mailbox.naams@microfocus.com
Inquiry Phone:	744358920
VAT Reg #:	RT0001/1224295371 RS0001
DUNS:	
Company Registration Number:	3302489

Special Instructions
LIBERTYU00937918HPSW Please refer to this invoice number when making your payment to ensure timely application to your account. You may send remittance advice to ar.sw.cashid@microfocus.com

Remit To	
Name:	Micro Focus Software Solutions Canada Co.
Bank Name:	The Bank of Nova Scotia, Business Service Centre
Address:	C/O T10432C/U, P.O.Box 4687, STN A, Toronto ON, M5W 6B5 Canada
Account #:	476960409413
IBAN No:	
Routing #:	
Swift/BIC Code:	NOSCCATT

Summary by Charge Type	
Charge Type	Total (CAD)
On Premise Software	0.00
Support	21,486.66
Subtotal	21,486.66
Taxable Amount	21,486.66
GST % 13.00	2,793.27
PST % 0.00	0.00
Tax Total	2,793.27
Total	24,279.93

Neufville
Garfield
Neufville

June 10, 2020

AZ-
RECEIVED
JUN 11 2020

Andrew Lovric

From: Gurkirpal Gill
Sent: Wednesday, June 10, 2020 1:34 PM
To: Garfield Neufville; Andrew Lovric
Subject: RE: Liberty Utilities (Canada) Corp//Past due notice

Allocation:

FWO	Expense
2200-9800-WATER	\$1,618
2200-9800-CALPECO	\$1,427
2200-9800-GRANITS	\$988
2200-9800-ENORTH	\$2,311
2200-9800-MIDGAS	\$1,499
2200-9800-MIDWAT	\$84
2200-9800-ARKAN	\$352
2200-9800-WOOD	\$10
2200-9800-GEORG	\$1,184
2200-9800-NEG	\$1,321
2200-9800-WHWATER	\$37
2200-9800-WHSERWER	\$46
2200-9800-PARK	\$1,187
2200-9800-EMPIRE	\$8,469
2200-9800-GNB	\$475
2200-9800-SLG	\$478
Total	\$21,486.66

Gurkirpal Gill | Liberty Algonquin Business Services | Security and Operations Analyst
P: 905-465-6784 | C: 416-420-0743 | E: Gurkirpal.Gill@libertyutilities.com

From: Garfield Neufville <Garfield.Neufville@libertyutilities.com>
Sent: Wednesday, June 10, 2020 10:29 AM
To: Andrew Lovric <Andrew.Lovric@libertyutilities.com>; Gurkirpal Gill <Gurkirpal.Gill@libertyutilities.com>
Subject: RE: Liberty Utilities (Canada) Corp//Past due notice

Hey Pal,
Can you code this appropriately so Andrew are process.

Garfield Neufville | Liberty Algonquin Business Services | Manager Application Services
P: 905-829-6364 | C: 647-531-4138 | E: Garfield.Neufville@libertyutilities.com

From: Andrew Lovric
Sent: Wednesday, June 3, 2020 4:29 PM
To: Gurkirpal Gill <Gurkirpal.Gill@libertyutilities.com>; Garfield Neufville <Garfield.Neufville@libertyutilities.com>
Subject: RE: Liberty Utilities (Canada) Corp//Past due notice

To do a quick followup. I did an outlook search for the providers middle name and found an old chain. The vendor is Entco Software Canada Co. and it doesn't look like we've paid or entered this invoice.

If it can be provided this week with coding and approval, we can proceed to pay it on next weeks run.

Payables Transaction Inquiry - Vendor - APIF (ALOVRIC)

OK Redisplay View Additional All-in-One View File Print Tools Help Add Note

Vendor ID: 2100ENTSOF
Name: ENTCO SOFTWARE CANADA CO.

Documents: by Document Date All From: 0/0/0000 To: 0/0/0000

Include: Work Open History

Origin	IC	Document Number	Type	Doc. Date	Original Amount	Unapplied Amount
Voucher/Payment Number		Due Date	Disc. Date	Transaction Description		Currency ID
HIST	<input type="checkbox"/>	ICASA4065377	INV	3/16/2018	\$20,816.10	\$0.00
HIST	<input type="checkbox"/>	EFT000000006360	PMT	4/18/2018	\$20,816.10	\$0.00
HIST	<input type="checkbox"/>	ICASA4069433	INV	2/28/2019	\$22,481.42	\$0.00
HIST	<input type="checkbox"/>	EFT000000009264	PMT	10/2/2019	\$22,481.42	\$0.00

by Vendor ID

Cheers!

Andrew Lovric | Liberty Algonquin Business Services | Specialist, Accounts Payable
P: 905-465-6124 E: Andrew.Lovric@libertyutilities.com

From: Andrew Lovric

Sent: Wednesday, June 3, 2020 4:25 PM

To: Gurkirpal Gill <Gurkirpal.Gill@libertyutilities.com>; Garfield Neufville <Garfield.Neufville@libertyutilities.com>

Subject: RE: Liberty Utilities (Canada) Corp//Past due notice

I can't find the vendor, though it sounds familiar. They likely go off a different remittance on their invoices. If an invoice could be provided I can give definitive information. As it stands, I don't see a vendor named "Micro Focus".

Cheers,

Andrew Lovric | Liberty Algonquin Business Services | Specialist, Accounts Payable
P: 905-465-6124 E: Andrew.Lovric@libertyutilities.com

From: Gurkirpal Gill
Sent: Wednesday, June 3, 2020 4:22 PM
To: Garfield Neufville <Garfield.Neufville@libertyutilities.com>; Andrew Lovric <Andrew.Lovric@libertyutilities.com>
Subject: RE: Liberty Utilities (Canada) Corp//Past due notice

Hello Andrew,

Have we paid this ?

Gurkirpal Gill | Liberty Algonquin Business Services | Security and Operations Analyst
P: 905-465-6784 | C: 416-420-0743 | E: Gurkirpal.Gill@libertyutilities.com

From: Garfield Neufville <Garfield.Neufville@libertyutilities.com>
Sent: Wednesday, June 3, 2020 4:19 PM
To: Gurkirpal Gill <Gurkirpal.Gill@libertyutilities.com>; Andrew Lovric <Andrew.Lovric@libertyutilities.com>
Subject: FW: Liberty Utilities (Canada) Corp//Past due notice

Hey Guys,

Can I get some help tracking this invoice down?

Garfield Neufville | Liberty Algonquin Business Services | Manager Application Services
P: 905-829-6364 | C: 647-531-4138 | E: Garfield.Neufville@libertyutilities.com

From: Luis Ignacio Pineda Galan [<mailto:luisignacio.pineda@microfocus.com>]
Sent: Wednesday, June 3, 2020 3:52 PM
To: Garfield Neufville <Garfield.Neufville@libertyutilities.com>
Subject: FW: Liberty Utilities (Canada) Corp//Past due notice

Hello Garfield,

I hope you are safe and having a great day,

Could you please provide the status of the invoice ICASA4072036 as is now 55 days overdue.

Subsidiary Code	Account #	Account Name	Document #	Doc Date	Due Date	Age	Open Balance LC	Currency
CASA	0000229564	Liberty Utilities (Canada) Corp	ICASA4072036	10/03/2020	09/04/2020	55	24,279.93	CAD

Thanks & regards

Luis Galan

Collection Analyst | / Credit & Collections.
luisignacio.pineda@microfocus.com



MicroFocus.com | [@microfocus](https://twitter.com/microfocus)

From: Luis Ignacio Pineda Galan
Sent: viernes, 15 de mayo de 2020 04:10 p. m.
To: Garfield Neufville <Garfield.Neufville@libertyutilities.com>
Subject: RE: Liberty Utilities (Canada) Corp//Past due notice

Hi Garfield,

Thank you so much, I was wondering if you have any update regarding the pending invoice?

Thanks & regards

Luis Galan

Collection Analyst I / Credit & Collections.

luisignacio.pineda@microfocus.com



MicroFocus.com | [@microfocus](https://twitter.com/microfocus)

From: Garfield Neufville [<mailto:Garfield.Neufville@libertyutilities.com>]

Sent: martes, 21 de abril de 2020 01:14 p. m.

To: Luis Ignacio Pineda Galan <luisignacio.pineda@microfocus.com>

Subject: RE: Liberty Utilities (Canada) Corp//Past due notice

Hi Luis,

The invoice is currently with our Accts Payables dept.

Garfield Neufville | Liberty Algonquin Business Services | Manager Application Services

P: [905-829-6364](tel:905-829-6364) | C: [647-531-4138](tel:647-531-4138) | E: Garfield.Neufville@libertyutilities.com

Garfield Neufville | Liberty Algonquin Business Services | Manager Application Services

P: 905-829-6364 | C: 647-531-4138 | E: Garfield.Neufville@libertyutilities.com

354 Davis Road, Suite 100, Oakville, ON L6J 2X1

----- Original message -----

From: Luis Ignacio Pineda Galan <luisignacio.pineda@microfocus.com>

Date: 2020-04-21 2:12 p.m. (GMT-05:00)

To: Garfield Neufville <Garfield.Neufville@libertyutilities.com>

Subject: Liberty Utilities (Canada) Corp//Past due notice

Hello Garfield,

I hope you are having a great day,

Could you please provide the status of the invoice ICASA4072036 as this is 12 day overdue.

Type	Subsidiary Code	Account #	Account Name	Document #	Doc Date	Due Date	Age	Open Balance	LC	C
Invoice	CASA	0000229564	Liberty Utilities (Canada) Corp	ICASA4072036	10/03/2020	09/04/2020	12	24,279.93		C

Thanks & regards

Luis Galan

Collection Analyst I / Credit & Collections.

luisignacio.pineda@microfocus.com



MicroFocus.com | [@microfocus](https://twitter.com/microfocus)

2200-9822-PARK	Treasury Costs-Par Shkelqim	Audiu			102344	
2200-9822-PARK	Treasury Costs-Par Shkelqim	Audiu			102343	
2200-9822-PARK	Treasury Costs-Par Efrain	Stantrich			102198	
2200-9822-PARK	Treasury Costs-Par Efrain	Stantrich			102197	
2200-9822-PARK	Treasury Costs-Par Rami	Khadra			102081	
2200-9822-PARK	Treasury Costs-Par Rami	Khadra			102080	
2200-9822-PARK	Treasury Costs-Par Victoria	Hernandez			101198	
2200-9822-PARK	Treasury Costs-Par Victoria	Hernandez			101197	
2200-9822-PARK	Treasury Costs-Par Janet	Swei			101112	
2200-9822-PARK	Treasury Costs-Par Janet	Swei			101111	
2200-9822-PARK	Treasury Costs-Par Janet	Swei			101110	
2200-9822-PARK	Treasury Costs-Par Janet	Swei			101109	
2200-9822-PARK	Treasury Costs-Par Shkelqim	Audiu			100847	
2200-9822-PARK	Treasury Costs-Par Efrain	Stantrich			100660	
2200-9822-PARK	Treasury Costs-Par Efrain	Stantrich			100659	
2200-9822-PARK	Treasury Costs-Par Rami	Khadra			100550	
2200-9822-PARK	Treasury Costs-Par Rami	Khadra			100549	
2200-9822-PARK	Treasury Costs-Par Victoria	Hernandez			99666	
2200-9822-PARK	Treasury Costs-Par Victoria	Hernandez			99665	
2200-9822-PARK	Treasury Costs-Par Janet	Swei			99579	
2200-9822-PARK	Treasury Costs-Par Janet	Swei			99578	
2200-9822-PARK	Treasury Costs-Par Janet	Swei			99577	
2200-9822-PARK	Treasury Costs-Par Janet	Swei			99576	
2200-9860-PARK	LABS Mgt Costs-Pa Kirsten	Olsen			100824	
2200-9860-PARK	LABS Mgt Costs-Pa Kirsten	Olsen			100823	
2200-9860-PARK	LABS Mgt Costs-Pa Kirsten	Olsen			100822	
2200-9860-PARK	LABS Mgt Costs-Pa Kirsten	Olsen			100821	
2200-9824-PARK	Inter Audit Costs-P Dan	Gilpin			101453	
2200-9827-CBASIN	FPA Costs-Central I Adil	Mujeeb			101792	
2200-9827-CBASIN	FPA Costs-Central I Adil	Mujeeb			101791	
2200-9811-PARK	Payroll Costs-Park Water		2100GUALIF2	GUARDIAN-387411D1D5FMLA-G51' 517171 D0 JUL2020	1074480	
2200-9811-PARK	Payroll Costs-Park Water		2100GUALIF	GUARDIAN-387411D0	387411 D0 MAY2020	1074444
2200-9811-PARK	Payroll Costs-Park Water		2100GUALIF2	GUARDIAN-387411D1D5FMLA-G51' 387411 D1 JUL2020	1074426	
2200-9860-PARK	LABS Mgt Costs-Park Water		2100GUALIF	GUARDIAN-387411D0	387411 D0 MAY2020	1074444
2200-9810-PARK	HR Costs-Park Water		2100STAINS	STANDARD INSURANCE COMPANY	001636150003 JUL2020	98891
2200-9811-PARK	Payroll Costs-Park Water		2100GUALIF2	GUARDIAN-387411D1D5FMLA-G51' 387411 D5 JUL2020	1074427	
2200-9811-PARK	Payroll Costs-Park Water		2100UNISTA	United States Treasury	CHQREQ 071720	106445
2200-9811-PARK	Payroll Costs-Park Water		2100VOYA	VOYA	140112	98864
2200-9815-PARK	EH&S Costs-Park Water		2100CHAHYM	CHAD HYMAS COMMUNICATIONS II	6693	98848
2200-9811-PARK	Payroll Costs-Park Water		2100FEDEX	FEDERAL EXPRESS CANADA CORPOF 2-432-27110.1		106976
2200-9811-PARK	Payroll Costs-Park Water		2100FEDEX	FEDERAL EXPRESS CANADA CORPOF 2-430-28527.1		98534
2200-9820-PARK	Finance Costs-Park Water		2100FEDEX	FEDERAL EXPRESS CANADA CORPOF 2-432-27110.1		106976
2200-9820-PARK	Finance Costs-Park Water		2100FEDEX	FEDERAL EXPRESS CANADA CORPOF 2-430-28527.1		98534

Row Labels	Sum of USD Amount
2200-9800-PARK	182.81
Labour	182.81
2200-9810-PARK	187.79
Labour	187.79
2200-9811-PARK	1,314.41
Labour	1,314.41
2200-9812-PARK	1,442.91
Labour	1,442.91
2200-9815-PARK	1,276.69
Labour	1,276.69

Row Labels	Sum of USD Amount
2200-9800-PARK	28,618.12
Communications	12,074.80
2100ACTCON	17.21
29544719	17.21
2100CENLINK	12,057.59
120623339	11,280.66
120625056	271.80
120627328	28.36
120641190	204.03
1492140143	272.74

2200-9817-PARK	1,000.81
Labour	1,000.81
2200-9820-PARK	8,124.41
Labour	8,124.41
2200-9822-PARK	2,419.50
Labour	2,419.50

Computer Supplies	16,100.00
2100SOFTCH-US	16,100.00
5420278	16,100.00
Data Centre Expense	443.33
2100DATGAR-US	443.33
B1-2050711	443.33



CenturyLink

100 CenturyLink Drive
Monroe, LA 71203

Address Service Requested

LIBERTY UTILITIES (CANADA) CORP
GURKIRPAL GILL
354 DAVIS ROAD
OAKVILLE, ON L6J 2X1 CA

2100 DATGAR-US

Invoice

Account Number: 623346
Invoice Number: B1-2050711
Invoice Date: 7/1/2020
Invoice Total: 7,127.76

Amounts in USD
Net 30 days

Terms:
Amount Enclosed

Make checks payable to: CenturyLink Canada, Inc.

CenturyLink Canada, Inc. Lockbox 918290
Bank of America, National Association, Canada Branch
PO Box 4090 Stn A Toronto, ON M5W 0E9

Please return above portion with your payment in the provided envelope.



CenturyLink

100 CenturyLink Drive
Monroe, LA 71203

Account Number: 623346
LIBERTY UTILITIES (CANADA) CORP
QST - # 1224378315 TQ0001
GST / HST - # 83315 1558 RT0001

Current Invoice Summary - Invoice Number B1-2050711

7/1/2020

Amounts in USD

Description
Recurring Charges
Usage Charges
Taxes
Total Current Charges

APPROVED
ED MOHACSY
Director, IT Infrastructure
Date: July 16/20
Signature: *Ed Mohacsy*

Total
0.00
6,307.72
820.04
7,127.76

PDF and MS Excel versions of your invoice are available for download at www.savvisstation.com.
To obtain a login and password, please contact request@centurylink.com or call 888 638-6771

Need Assistance?

Billing Inquiries
billing_department@centurylink.com
US: (877) 728-8477 option 2

Technical Assistance
request@centurylink.com
US: (888) 638-6771

Please Remit Payment To:

ACH Information
Bank of America, N.A.
Canada Branch
Sort Code: 024156792
Account #: 52427201

Wiring Information
Bank of America, N.A.
Canada Branch
200 Front Street West, Ste 2600
Toronto, ON M5V 3L2
Swift Code: BOFACATXXX
Bank Code: 0241
Transit/Branch # 024156792
Account # 52427201

Courier:
Bank of America Canada Lockbox
C/O Lockbox Name:
CenturyLink Canada, Inc.
Lockbox #918290
181 Bay St. 5th Floor
Toronto, ON M5J 2V8

Thank you for choosing CenturyLink!

RECEIVED
JUL 16 2020

FWO	Cost Code	Amount	
2200-9800-OPS	2-7124-0000-0000	\$1,576.95	USDS
2200-9800-Enorth	2-7124-0000-0000	\$890.41	USDS
2200-9800-MidGas	2-7124-0000-0000	\$610.03	USDS
2200-9800-Water	2-7124-0000-0000	\$603.04	USDS
2200-9800-NEG	2-7124-0000-0000	\$539.52	USDS
2200-9800-Calpeco	2-7124-0000-0000	\$505.23	USDS
2200-9800-Georg	2-7124-0000-0000	\$478.97	USDS
2200-9800-Granite	2-7124-0000-0000	\$453.94	USDS
2200-9800-Park	2-7124-0000-0000	\$443.33	USDS
2200-9800-Arkan	2-7124-0000-0000	\$143.35	USDS
2200-9800-MidWat	2-7124-0000-0000	\$28.07	USDS
2200-9800-Whsewer	2-7124-0000-0000	\$16.06	USDS
2200-9800-Whwater	2-7124-0000-0000	\$15.77	USDS
2200-9800-Woodson	2-7124-0000-0000	\$3.06	USDS
House HST Account		\$820.04	USDS
Total		\$7,127.76	USDS

APPROVED
 ED MOHACSY
 Director, IT Infrastructure
 Date: July 16/20
 Signature: Ed Mohacsy.

Document Type	Document Number	Document Company	GL Date	Actual Amount	Post Status	Business Unit	Object Account	Subsidiary	Description	Subledger
JE	331431	04100	1/31/2020	10,441.28	Posted	1030	7011	2	Telemetry	W.00009571
JE	331431	04100	1/31/2020	3,440.36	Posted	1030	7011	2	Telemetry	W.00009571
JE	331673	04100	2/25/2020	187.00	Posted	1030	7011	2	Telemetry	W.00009571
JE	331953	04100	3/31/2020	21,712.96	Posted	1030	7011	2	Telemetry	W.00009571
JE	332122	04100	4/25/2020	11,792.25	Posted	1030	7011	2	Telemetry	W.00009571
JE	332122	04100	4/25/2020	454.93	Posted	1030	7011	2	Telemetry	W.00009571
JE	332577	04100	6/30/2020	778.70	Posted	1030	7011	2	Telemetry	W.00009571
JE	332577	04100	6/30/2020	900.82	Posted	1030	7011	2	Telemetry	W.00009571
JE	332577	04100	6/30/2020	849.71	Posted	1030	7011	2	Telemetry	W.00009571
JE	332761	04100	7/27/2020	443.33	Posted	1030	7011	2	Telemetry	W.00009571
Grand Total				51,001.34						

JE Explanation	Batch Type	Batch Number	Batch Date	Remark	Address Number
10-601 LABS Direct Billing	G	301178	1/30/2020	Centurylink	0
10-601 LABS Direct Billing	G	301178	1/30/2020	Softchoice supp	0
10-601 LABS JE Feb	G	301732	2/25/2020	Softchoice	0
10-601 LABS Direct Billing Mar	G	302266	3/27/2020	Centurylink	0
10-601 LABS Direct	G	302868	4/25/2020	Centurylink	0
10-601 LABS Direct	G	302868	4/25/2020	DatGuard	0
10-601 LABS Direct June	G	303831	6/30/2020	Centurylink	0
10-601 LABS Direct June	G	303831	6/30/2020	DatGuard	0
10-601 LABS Direct June	G	303831	6/30/2020	Entco	0
10-601 LABS Direct July	G	304239	7/27/2020	DatGuard	0

Document Type	Document Number	Document Company	GL Date	Actual Amount	Post Status	Business Unit	Object Account	Subsidiary	Description	Subledger
JE	332761	04100	7/27/2020	12,057.59	Posted	1130	7011	2	Telemetry	W.00009571
JE	332952	04100	8/27/2020	12,103.91	Posted	1130	7011	2	Telemetry	W.00009571
JE	333623	04100	9/25/2020	13,115.89	Posted	1130	7011	2	Telemetry	W.00009571
JE	338818	01000	10/30/2020	12,884.51	Posted	1130	7011	2	Telemetry	W.00009571
JE	338818	01000	10/30/2020	323.23	Posted	1130	7011	2	Telemetry	W.00009571
JE	339178	04100	11/28/2020	13,448.14	Posted	1130	7011	2	Telemetry	W.00009571
JE	339872	01100	12/31/2020	34,081.03	Posted	1130	7011	2	Telemetry	W.00009571
JE	339872	01100	12/31/2020	4,513.14	Posted	1130	7011	2	Telemetry	W.00009571
Grand Total				102,527.44						

Total recorded Park General Office 51,001.34 See attachment (Q1a 036-AS Telemetry 1)

Total 2020 recorded costs 153,528.78

Apple Valley Allocation 43.37% \$ 66,585
Park Central Basin Allocation 56.63% \$ 86,943
\$ 153,529

JE Explanation	Batch Type	Batch Number	Batch Date	Remark	Address Number
10-601 LABS Direct July	G	304239	7/27/2020	Centurylink	0
10-601 LABS Direct Aug	G	304733	8/27/2020	Centurylink	0
10-601 LABS Direct Sep	G	305272	9/25/2020	Centurylink	0
10-601 LABS Direct Oct	G	305768	10/30/2020	Centurylink	0
10-601 LABS Direct Oct	G	305768	10/30/2020	LOGMEI	0
10-601 LABS Direct Nov	G	306195	11/28/2020	Centurylink	0
10-601 LABS JE Dec 2020	G	306712	1/4/2021	Centurylink	0
10-601 LABS JE Dec 2020	G	306712	1/4/2021	Softchoice	0

Document Type	Document Number	Document Company	GL Date	Actual Amount	Post Status	Business Unit	Object Account	Subsidiary	Description	Subledger
PV	303758	01100	1/1/2020	206.66	Posted	1002	7011	9	All Other	
PV	303497	01100	1/2/2020	41.97	Posted	1002	7011	9	All Other	
PV	304053	01100	1/2/2020	255.39	Posted	1002	7011	9	All Other	
PV	304253	01100	2/1/2020	42.66	Posted	1002	7011	9	All Other	
PV	304583	01100	2/1/2020	204.18	Posted	1002	7011	9	All Other	
PV	304772	01100	2/1/2020	197.64	Posted	1002	7011	9	All Other	
PV	304773	01100	2/1/2020	794.21	Posted	1002	7011	9	All Other	
PV	304774	01100	2/8/2020	1,166.09	Posted	1002	7011	9	All Other	
PV	304775	01100	2/8/2020	45.99	Posted	1002	7011	9	All Other	
PV	305024	01100	3/1/2020	42.66	Posted	1002	7011	9	All Other	
PV	305087	01100	3/1/2020	120.00	Posted	1005	7011	9	All Other	
PV	305102	01100	3/1/2020	170.81	Posted	1002	7011	9	All Other	
PV	305369	01100	3/1/2020	255.39	Posted	1002	7011	9	All Other	
PV	305369	01100	3/1/2020	-3.79	Posted	1002	7011	9	All Other	
PV	305396	01100	3/8/2020	856.89	Posted	1002	7011	9	All Other	
JE	332011	01100	3/31/2020	255.39	Posted	1002	7011	9	All Other	
JE	332011	01100	4/1/2020	-255.39	Posted	1002	7011	9	All Other	
PV	306114	01100	4/8/2020	827.77	Posted	1002	7011	9	All Other	
PV	306022	01100	4/26/2020	255.39	Posted	1002	7011	9	All Other	
PV	306138	01100	5/1/2020	76.31	Posted	1002	7011	9	All Other	
PV	306309	01100	5/1/2020	345.91	Posted	1002	7011	9	All Other	
PV	306628	01100	5/8/2020	865.10	Posted	1002	7011	9	All Other	
JE	332414	01100	5/31/2020	255.39	Posted	1002	7011	9	All Other	
JE	332414	01100	6/1/2020	-255.39	Posted	1002	7011	9	All Other	
PV	306733	01100	6/1/2020	32.23	Posted	1002	7011	9	All Other	
PV	306956	01100	6/1/2020	164.14	Posted	1002	7011	9	All Other	
PV	307330	01100	6/1/2020	255.39	Posted	1002	7011	9	All Other	
JE	332617	01000	6/30/2020	255.00	Posted	1002	7011	9	All Other	
JE	332617	01000	6/30/2020	865.00	Posted	1002	7011	9	All Other	
JE	332617	01000	7/1/2020	-255.00	Posted	1002	7011	9	All Other	
JE	332617	01000	7/1/2020	-865.00	Posted	1002	7011	9	All Other	
PV	307781	01100	7/1/2020	164.48	Posted	1002	7011	9	All Other	
PV	307849	01100	7/1/2020	845.35	Posted	1002	7011	9	All Other	
PV	308094	01100	7/1/2020	37.23	Posted	1002	7011	9	All Other	
PV	307850	01100	7/8/2020	899.21	Posted	1002	7011	9	All Other	
JE	332761	04100	7/27/2020	17.21	Posted	1030	7011	9	All Other	W.00009571
JE	332810	01000	7/31/2020	255.39	Posted	1002	7011	9	All Other	

JE	332810	01000	8/1/2020	-255.39	Posted	1002	7011	9	All Other	
PV	308162	01100	8/1/2020	255.39	Posted	1002	7011	9	All Other	
PV	308205	01100	8/1/2020	255.39	Posted	1002	7011	9	All Other	
JE	332993	01000	8/31/2020	738.38	Posted	1002	7011	9	All Other	
JE	332993	01000	9/1/2020	-738.38	Posted	1002	7011	9	All Other	
PV	309007	01100	9/1/2020	335.32	Posted	1002	7011	9	All Other	
PV	309074	01100	9/1/2020	738.38	Posted	1002	7011	9	All Other	
PV	309075	01100	9/1/2020	800.50	Posted	1002	7011	9	All Other	
PV	308751	01100	9/3/2020	360.00	Posted	1005	7011	9	All Other	
JE	333655	01100	9/30/2020	259.23	Posted	1002	7011	9	All Other	
JE	333655	01100	10/1/2020	-259.23	Posted	1002	7011	9	All Other	
PD	309251	01100	10/1/2020	-1.09	Posted	1002	7011	9	All Other	
PV	309249	01100	10/1/2020	38.16	Posted	1002	7011	9	All Other	
PV	309250	01100	10/1/2020	38.16	Posted	1002	7011	9	All Other	
PV	309523	01100	10/1/2020	173.05	Posted	1002	7011	9	All Other	
PV	309596	01100	10/1/2020	259.23	Posted	1002	7011	9	All Other	
PV	309645	01100	10/1/2020	259.23	Posted	1002	7011	9	All Other	
PV	309644	01100	10/8/2020	828.41	Posted	1002	7011	9	All Other	
PV	309596	01100	10/29/2020	-259.23	Posted	1002	7011	9	All Other	
PV	310000	01100	11/1/2020	169.30	Posted	1002	7011	9	All Other	
PV	310018	01100	11/1/2020	45.11	Posted	1002	7011	9	All Other	
PV	310043	01100	11/1/2020	515.56	Posted	1002	7011	9	All Other	
PV	310299	01100	12/1/2020	35.97	Posted	1002	7011	9	All Other	
PV	310367	01100	12/1/2020	259.23	Posted	1002	7011	9	All Other	
PV	310366	01100	12/2/2020	180.00	Posted	1005	7011	9	All Other	
JE	339900	01100	12/31/2020	169.99	Posted	1002	7011	9	All Other	
Grand Total				14,638.53						

JE Explanation	Batch Type	Batch Number	Batch Date	Remark	Address Number
Frontier Communications	V	301076	1/21/2020	December Services	58735
DIRECTV	V	300869	1/9/2020	December TV Services	14218
ACC BUSINESS	V	301217	1/31/2020	11/11-12/10/19 Hicap Flex Srvs	56127
DIRECTV	V	301455	2/7/2020	DirectTV Jan Srvc	14218
Frontier Communications	V	301709	2/24/2020	January Services	58735
XO Communications	V	301761	2/26/2020	December Services	54887
XO Communications	V	301761	2/26/2020	December Services	54887
XO Communications	V	301761	2/26/2020	January Services	54887
XO Communications	V	301761	2/26/2020	January Services	54887
DIRECTV	V	302087	3/9/2020	February DirecTV Services	14218
Gutierrez, Aaron J	V	302106	3/11/2020	Cell Reimbursment (Jan-Feb)	549
Frontier Communications	V	302106	3/11/2020	February Services	58735
ACC BUSINESS	V	302205	3/24/2020	01/11-02/10/19 Hicap Flex Srvs	56127
ACC BUSINESS	V	302205	3/24/2020	Credit balance on stmt	56127
XO Communications	V	302205	3/24/2020	March Services	54887
AP Accruals March 2020	G	302380	4/3/2020	ACC	0
AP Accruals March 2020	G	302380	4/3/2020	ACC	0
XO Communications	V	302921	5/1/2020	April Services	54887
ACC BUSINESS	V	302892	4/28/2020	Hicap Flex Services	56127
DIRECTV	V	303008	5/5/2020	March+April Services	14218
Frontier Communications	V	303233	5/18/2020	Mar+Apr Services	58735
XO Communications	V	303352	6/1/2020	May Services	54887
AP Accruals May 2020	G	303404	6/2/2020	ACC	0
AP Accruals May 2020	G	303404	6/2/2020	ACC	0
DIRECTV	V	303626	6/10/2020	May Services	14218
Frontier Communications	V	303692	6/16/2020	May Services	58735
ACC BUSINESS	V	303755	6/24/2020	Hicalp Flex Services	56127
AP Accruals June 2020	G	303888	7/2/2020	ACC	0
AP Accruals June 2020	G	303888	7/2/2020	XO Communications	0
AP Accruals June 2020	G	303888	7/2/2020	ACC	0
AP Accruals June 2020	G	303888	7/2/2020	XO Communications	0
Frontier Communications	V	304186	7/21/2020	June Services	58735
XO Communications	V	304211	7/22/2020	June Services	54887
DIRECTV	V	304337	8/3/2020	Jun Services	14218
XO Communications	V	304211	7/22/2020	July Services	54887
10-601 LABS Direct July	G	304239	7/27/2020	ACT Teleconferencing Canada	0
AP Accruals July 2020	G	304379	8/4/2020	ACC	0

AP Accruals July 2020	G	304379	8/4/2020	ACC	0
ACC BUSINESS	V	304515	8/7/2020	05/11-06/10/19 Hicap Flex Srvs	56127
ACC BUSINESS	V	304584	8/11/2020	Hicap Flex Srvs	56127
AP Accruals August 2020	G	304812	9/2/2020	XO	0
AP Accruals August 2020	G	304812	9/2/2020	XO	0
Frontier Communications	V	305284	9/29/2020	July+August Services	58735
XO Communications	V	305299	9/30/2020	August Services	54887
XO Communications	V	305299	9/30/2020	August Services	54887
Gutierrez, Aaron J	V	304949	9/9/2020	Cell Reimbursement Mar-Sep	549
AP Accruals September 2020	G	305360	10/2/2020	ACC	0
AP Accruals September 2020	G	305360	10/2/2020	ACC	0
DIRECTV	V	305486	10/7/2020	Sep Services - Credit	14218
DIRECTV	V	305486	10/7/2020	Jul Services	14218
DIRECTV	V	305486	10/7/2020	Aug Services	14218
Frontier Communications	V	305608	10/21/2020	September Services	58735
Coast to Coast Lube	V	305737	10/28/2020	07/11-08/10/20 Hicap Flex Srvs	56217
ACC BUSINESS	V	305751	10/29/2020	07/11-08/10/20 Hicap Flex Srvs	56127
XO Communications	V	305749	10/29/2020	October Services	54887
Coast to Coast Lube	V	305737	10/28/2020	07/11-08/10/20 Hicap Flex Srvs	56217
Frontier Communications	V	306124	11/18/2020	October Services	58735
DIRECTV	V	306126	11/18/2020	Service 10/26/20-11/25/20	14218
ACC BUSINESS	V	306154	11/23/2020	09/11-10/10/20 Hicap Flex Srvs	56127
DIRECTV	V	306461	12/17/2020	Service 11/26/20-12/25/20	14218
ACP	V	306639	12/30/2020	10/11-11/10/20 Hicap Flex Srvs	58936
Gutierrez, Aaron J	V	306639	12/30/2020	Cell Reimbursement Oct-Dec	549
AP PW Accruals December 2020	G	306767	1/6/2021	Frontier	0

Document Type	Document Number	Document Company	GL Date	Actual Amount	Post Status	Business Unit	Object Account	Subsidiary	Description	Subledger
JE	339900	01100	1/1/2021	-169.99	Posted	1002	7011	9	All Other	
PV	310627	01100	1/1/2021	259.23	Posted	1002	7011	9	All Other	
PV	310801	01100	1/1/2021	36.41	Posted	1002	7011	9	All Other	
PV	310367	01100	1/8/2021	-259.23	Posted	1002	7011	9	All Other	
JE	340078	01100	1/31/2021	661.38	Posted	1002	7011	9	All Other	
JE	340078	01100	2/1/2021	-661.38	Posted	1002	7011	9	All Other	
PD	311193	01100	2/1/2021	-1,107.83	Posted	1002	7011	9	All Other	
PV	310952	01100	2/1/2021	179.75	Posted	1002	7011	9	All Other	
PV	310953	01100	2/1/2021	169.99	Posted	1002	7011	9	All Other	
PV	311115	01100	2/1/2021	172.78	Posted	1002	7011	9	All Other	
PV	311192	01100	2/1/2021	259.23	Posted	1002	7011	9	All Other	
PV	311229	01100	2/1/2021	963.37	Posted	1002	7011	9	All Other	
PV	311231	01100	2/1/2021	818.43	Posted	1002	7011	9	All Other	
PV	311232	01100	2/1/2021	935.28	Posted	1002	7011	9	All Other	
PV	311233	01100	2/1/2021	963.37	Posted	1002	7011	9	All Other	
PV	311228	01100	2/8/2021	1,016.40	Posted	1002	7011	9	All Other	
PV	311588	01100	3/1/2021	44.24	Posted	1002	7011	9	All Other	
PV	311658	01100	3/1/2021	176.44	Posted	1002	7011	9	All Other	
PV	311659	01100	3/1/2021	182.00	Posted	1002	7011	9	All Other	
PV	311855	01100	3/1/2021	263.11	Posted	1002	7011	9	All Other	
PV	311872	01100	3/1/2021	935.28	Posted	1002	7011	9	All Other	
PV	311229	01100	3/12/2021	-963.37	Posted	1002	7011	9	All Other	
JE	340546	01100	3/17/2021	13,279.12	Posted	1007	7011	9	All Other	
JE	340546	01100	3/17/2021	2,994.22	Posted	1007	7011	9	All Other	
JE	340557	04100	3/25/2021	24,879.29	Posted	1007	7011	9	All Other	
JE	340557	04100	3/25/2021	1,624.00	Posted	1007	7011	9	All Other	
JE	340557	04100	3/25/2021	2,388.85	Posted	1007	7011	9	All Other	
JE	340557	04100	3/25/2021	4,105.93	Posted	1007	7011	9	All Other	
JE	340557	04100	3/25/2021	215.09	Posted	1007	7011	9	All Other	
JE	340606	01000	3/31/2021	300.64	Posted	1005	7011	9	All Other	
JE	340606	01000	3/31/2021	62.76	Posted	1009	7011	9	All Other	
JE	340606	01000	4/1/2021	-300.64	Posted	1005	7011	9	All Other	
JE	340606	01000	4/1/2021	-62.76	Posted	1009	7011	9	All Other	
PV	312069	04100	4/1/2021	300.64	Posted	1005	7011	9	All Other	
PV	312069	04100	4/1/2021	62.76	Posted	1009	7011	9	All Other	
PV	312112	01100	4/1/2021	180.00	Posted	1005	7011	9	All Other	
PV	312122	01100	4/1/2021	179.85	Posted	1002	7011	9	All Other	

PV	312123	01100	4/1/2021	169.99	Posted	1002	7011	9	All Other	
PV	312191	01100	4/1/2021	37.98	Posted	1002	7011	9	All Other	
PV	312204	01100	4/1/2021	255.39	Posted	1002	7011	9	All Other	
PV	312205	01100	4/1/2021	259.28	Posted	1002	7011	9	All Other	
PV	312206	01100	4/1/2021	259.22	Posted	1002	7011	9	All Other	
PV	312218	01100	4/1/2021	1,073.88	Posted	1002	7011	9	All Other	
JE	340707	04100	4/26/2021	1,194.68	Posted	1007	7011	9	All Other	
JE	340707	04100	4/26/2021	106.97	Posted	1007	7011	9	All Other	
JE	340861	01000	4/30/2021	3,612.93	Posted	1005	7011	9	All Other	
JE	340861	01000	4/30/2021	45.08	Posted	1009	7011	9	All Other	
JE	340861	01000	5/1/2021	-3,612.93	Posted	1005	7011	9	All Other	
JE	340861	01000	5/1/2021	-45.08	Posted	1009	7011	9	All Other	
PV	312608	01100	5/1/2021	39.40	Posted	1002	7011	9	All Other	
PV	312634	01100	5/1/2021	178.96	Posted	1002	7011	9	All Other	
PV	312640	04100	5/1/2021	0.00	Posted	1005	7011	9	All Other	
PV	312640	04100	5/1/2021	0.00	Posted	1009	7011	9	All Other	
PV	312694	01100	5/1/2021	255.39	Posted	1002	7011	9	All Other	
JE	341267	04100	5/27/2021	1,399.22	Posted	1007	7011	9	All Other	
JE	341267	04100	5/27/2021	2,706.32	Posted	1007	7011	9	All Other	
JE	341267	04100	5/27/2021	441.61	Posted	1007	7011	9	All Other	
PV	313086	01100	6/1/2021	37.98	Posted	1002	7011	9	All Other	
PV	313092	01100	6/1/2021	113.01	Posted	1002	7011	9	All Other	
PV	313093	01100	6/1/2021	255.39	Posted	1002	7011	9	All Other	
PV	313127	01100	6/1/2021	178.87	Posted	1002	7011	9	All Other	
PV	313244	04100	6/1/2021	482.64	Posted	1005	7011	9	All Other	
PV	313244	04100	6/1/2021	45.08	Posted	1009	7011	9	All Other	
PV	313839	04100	6/13/2021	406.64	Posted	1005	7011	9	All Other	
PV	313839	04100	6/13/2021	45.08	Posted	1009	7011	9	All Other	
JE	341460	04100	6/28/2021	26,661.54	Posted	1007	7011	9	All Other	
JE	341460	04100	6/28/2021	1,104.01	Posted	1007	7011	9	All Other	
JE	341460	04100	6/28/2021	2,529.00	Posted	1007	7011	9	All Other	
JE	341460	04100	6/28/2021	2,163.00	Posted	1007	7011	9	All Other	
JE	341460	04100	6/28/2021	217.33	Posted	1007	7011	9	All Other	
PV	313964	01100	7/1/2021	37.98	Posted	1002	7011	9	All Other	
PV	314128	01100	7/1/2021	114.66	Posted	1002	7011	9	All Other	
PV	314129	01100	7/1/2021	255.39	Posted	1002	7011	9	All Other	
PV	314131	01100	7/1/2021	176.76	Posted	1002	7011	9	All Other	
PV	314134	01100	7/1/2021	935.10	Posted	1002	7011	9	All Other	
PV	314135	01100	7/1/2021	880.46	Posted	1002	7011	9	All Other	

PV	314136	01100	7/1/2021	842.85	Posted	1002	7011	9	All Other	
PV	314137	01100	7/8/2021	874.90	Posted	1002	7011	9	All Other	
PV	314339	04100	7/13/2021	406.64	Posted	1005	7011	9	All Other	
PV	314339	04100	7/13/2021	45.08	Posted	1009	7011	9	All Other	
PD	314170	01100	7/19/2021	-1,945.86	Posted	1002	7011	9	All Other	
JE	341638	01000	7/31/2021	1,852.56	Posted	1007	7011	9	All Other	
PD	314959	01100	8/1/2021	-510.78	Posted	1002	7011	9	All Other	
PV	314447	01100	8/1/2021	39.40	Posted	1002	7011	9	All Other	
PV	314456	01100	8/1/2021	769.99	Posted	1002	7011	9	All Other	
PV	314533	01100	8/1/2021	176.66	Posted	1002	7011	9	All Other	
PV	314881	01100	8/8/2021	895.53	Posted	1002	7011	9	All Other	
PV	314881	01100	8/8/2021	13.33	Posted	1002	7011	9	All Other	
JE	341945	04100	8/26/2021	12,963.10	Posted	1007	7011	9	All Other	
JE	341945	04100	8/26/2021	261.00	Posted	1007	7011	9	All Other	
JE	341945	04100	8/26/2021	724.00	Posted	1007	7011	9	All Other	
JE	341945	04100	8/26/2021	2,373.87	Posted	1007	7011	9	All Other	
JE	341945	04100	8/26/2021	182.97	Posted	1007	7011	9	All Other	
JE	341945	04100	8/26/2021	4,400.00	Posted	1007	7011	9	All Other	W.00009571
JE	342032	04100	8/31/2021	406.64	Posted	1005	7011	9	All Other	
JE	342032	04100	8/31/2021	133.07	Posted	1009	7011	9	All Other	
JE	342032	04100	9/1/2021	-406.64	Posted	1005	7011	9	All Other	
JE	342032	04100	9/1/2021	-133.07	Posted	1009	7011	9	All Other	
PV	315122	04100	9/1/2021	406.64	Posted	1005	7011	9	All Other	
PV	315122	04100	9/1/2021	133.07	Posted	1009	7011	9	All Other	
PV	315130	01100	9/1/2021	188.65	Posted	1002	7011	9	All Other	
PV	315177	01100	9/1/2021	255.39	Posted	1002	7011	9	All Other	
PD	315198	01100	9/8/2021	-958.54	Posted	1002	7011	9	All Other	
PV	315197	01100	9/8/2021	843.98	Posted	1002	7011	9	All Other	
JE	342169	04100	9/29/2021	13,017.04	Posted	1007	7011	9	All Other	
JE	342169	04100	9/29/2021	869.00	Posted	1007	7011	9	All Other	
JE	342169	04100	9/29/2021	1,120.07	Posted	1007	7011	9	All Other	
PV	315624	01100	10/1/2021	37.98	Posted	1002	7011	9	All Other	
PV	315674	01100	10/1/2021	40.08	Posted	1002	7011	9	All Other	
PV	315753	01100	10/1/2021	177.96	Posted	1002	7011	9	All Other	
PV	315760	01100	10/1/2021	255.39	Posted	1002	7011	9	All Other	
PV	315951	04100	10/1/2021	406.64	Posted	1005	7011	9	All Other	
PV	315951	04100	10/1/2021	45.08	Posted	1009	7011	9	All Other	
PV	315983	01100	10/8/2021	930.09	Posted	1002	7011	9	All Other	
JE	345054	04100	10/26/2021	25,789.69	Posted	1007	7011	9	All Other	

JE	345054	04100	10/26/2021	79.44	Posted	1007	7011	9	All Other	
PV	315974	01100	10/27/2021	255.39	Posted	1002	7011	9	All Other	
PV	316102	01100	11/1/2021	175.30	Posted	1002	7011	9	All Other	
PV	316122	01100	11/1/2021	37.74	Posted	1002	7011	9	All Other	
PV	316164	01100	11/8/2021	824.32	Posted	1002	7011	9	All Other	
PV	316351	01100	11/27/2021	255.39	Posted	1002	7011	9	All Other	
PV	316452	01100	11/27/2021	39.40	Posted	1002	7011	9	All Other	
JE	346405	04100	11/30/2021	20,038.85	Posted	1007	7011	9	All Other	
JE	346405	04100	11/30/2021	14,386.18	Posted	1007	7011	9	All Other	
JE	346405	04100	11/30/2021	83.49	Posted	1007	7011	9	All Other	
JE	346405	04100	11/30/2021	328.76	Posted	1007	7011	9	All Other	
JE	346405	04100	11/30/2021	2,241.67	Posted	1007	7011	9	All Other	
JE	346405	04100	11/30/2021	1,102.46	Posted	1007	7011	9	All Other	
JE	348803	04100	11/30/2021	406.64	Posted	1005	7011	9	All Other	
JE	348803	04100	11/30/2021	45.08	Posted	1009	7011	9	All Other	
PV	316407	04100	11/30/2021	406.64	Posted	1005	7011	9	All Other	
PV	316407	04100	11/30/2021	45.08	Posted	1009	7011	9	All Other	
JE	348803	04100	12/1/2021	-406.64	Posted	1005	7011	9	All Other	
JE	348803	04100	12/1/2021	-45.08	Posted	1009	7011	9	All Other	
PV	316552	01100	12/1/2021	176.80	Posted	1002	7011	9	All Other	
PV	316680	01100	12/8/2021	752.46	Posted	1002	7011	9	All Other	
JE	349051	04100	12/31/2021	25,286.26	Posted	1007	7011	9	All Other	
JE	349051	04100	12/31/2021	1,216.31	Posted	1007	7011	9	All Other	
JE	349051	04100	12/31/2021	2,621.19	Posted	1007	7011	9	All Other	
JE	349051	04100	12/31/2021	89.20	Posted	1007	7011	9	All Other	
JE	349084	04100	12/31/2021	684.71	Posted	1007	7011	9	All Other	
JE	349113	01100	12/31/2021	255.38	Posted	1002	7011	9	All Other	
JE	349118	04100	12/31/2021	813.28	Posted	1005	7011	9	All Other	
JE	349118	04100	12/31/2021	90.16	Posted	1009	7011	9	All Other	
Grand Total				240,312.16						

JE Explanation	Batch Type	Batch Number	Batch Date	Remark	Address Number
AP PW Accruals December 2020	G	306767	1/6/2021	Frontier	0
ACP	V	306888	1/11/2021	10/11-11/10/20 Hicap Flex Srvs	58936
DIRECTV	V	307032	1/27/2021	12/26/20-01/25/21	14218
ACP	V	306639	12/30/2020	10/11-11/10/20 Hicap Flex Srvs	58936
AP Accruals January 2021	G	307173	2/4/2021	Frontier	0
AP Accruals January 2021	G	307173	2/4/2021	Frontier	0
ACP	V	307410	2/17/2021	Inv paid to wrong vendor	58936
Frontier	V	307157	2/3/2021	Service 01/01/21-01/31/21	59176
Frontier	V	307157	2/3/2021	Service 12/01/20-12/31/20	59176
Frontier Communications	V	307349	2/10/2021	Service 02/01/21-02/28/21	58735
ACC BUSINESS	V	307410	2/17/2021	Ethernet Access Fee	56127
XO Communications- Verizon Co	V	307437	2/19/2021	00174568CG-U0224528	54887
XO Communications	V	307440	2/19/2021	00174568CG- U0224528	54887
XO Communications	V	307442	2/19/2021	00174568CG-U0224528	54887
XO Communications	V	307448	2/19/2021	00174568CG-	54887
XO Communications	V	307425	2/18/2021	CUST ID 00174568CG #U0224528	54887
DIRECTV	V	307788	3/10/2021	Svc 02/26/21-03/25/21	14218
Frontier Communications	V	307840	3/16/2021	Svc 01/01/21-01/31/21	58735
Frontier Communications	V	307840	3/16/2021	Svc 03/01/21-03/31/21	58735
ACC BUSINESS	V	307910	3/23/2021	Internet	56127
XO Communications	V	307911	3/23/2021	01/01/21-01/31/21	54887
XO Communications- Verizon Co	V	307437	2/19/2021	00174568CG-U0224528	54887
Reclass IT Direct chg Feb LABS	G	307870	3/17/2021	Centurylink	0
Reclass IT Direct chg Feb LABS	G	307870	3/17/2021	Softchoice	0
10-601 LABS Direct	G	307931	3/25/2021	Centurylink	0
10-601 LABS Direct	G	307931	3/25/2021	Level3	0
10-601 LABS Direct	G	307931	3/25/2021	Rogers	0
10-601 LABS Direct	G	307931	3/25/2021	Softchoice	0
10-601 LABS Direct	G	307931	3/25/2021	Verizon Wireless	0
AP Accruals March 2021	G	308058	4/5/2021	Verizon	0
AP Accruals March 2021	G	308058	4/5/2021	Verizon	0
AP Accruals March 2021	G	308058	4/5/2021	Verizon	0
AP Accruals March 2021	G	308058	4/5/2021	Verizon	0
Verizon Wireless - LA	V	308108	4/6/2021	Verizon-02/14/21-03/13/21	26737
Verizon Wireless - LA	V	308108	4/6/2021	Verizon-02/14/21-03/13/21	26737
Gutierrez, Aaron J	V	308127	4/6/2021	Cell Jan-Feb-March 2021	549
Frontier Communications	V	308128	4/7/2021	Svc 04/01/21-04/30/21	58735

Frontier Communications	V	308128	4/7/2021	Svc 12/01/20-12/31/20	58735
DIRECTV	V	308216	4/9/2021	Svc 03/26/21-04/25/21	14218
ACC BUSINESS	V	308224	4/9/2021	Dec 2020	56127
ACC BUSINESS	V	308224	4/9/2021	Jan 2021	56127
ACC BUSINESS	V	308224	4/9/2021	March 2021	56127
XO Communications	V	308234	4/12/2021	Svc 02/01/21-02/28/21	54887
10-601 LABS Direct Apr	G	308349	4/26/2021	Rogers 2200-9800-PARK	0
10-601 LABS Direct Apr	G	308349	4/26/2021	Verizon Wireless 2200-9800-PAR	0
AP Accruals April 2021	G	308514	5/4/2021	Verizon	0
AP Accruals April 2021	G	308514	5/4/2021	Verizon	0
AP Accruals April 2021	G	308514	5/4/2021	Verizon	0
AP Accruals April 2021	G	308514	5/4/2021	Verizon	0
DIRECTV	V	308537	5/4/2021	04/26/21-05/25/21	14218
Frontier Communications	V	308569	5/5/2021	Svc 05/01/21-05/31/21	58735
Verizon Wireless - LA	V	308586	5/6/2021	Verizon-03/14/21-04/13/21	26737
Verizon Wireless - LA	V	308586	5/6/2021	Verizon-03/14/21-04/13/21	26737
ACC BUSINESS	V	308671	5/10/2021	Svc 03/11/21-04/10/21	56127
10-601 LABS Direct	G	308895	5/27/2021	Alti 2200-9800-PARK	0
10-601 LABS Direct	G	308895	5/27/2021	Centurylink 2200-9800-PARK	0
10-601 LABS Direct	G	308895	5/27/2021	Softchoice 2200-9800-PARK	0
DIRECTV	V	309044	6/3/2021	05/26/21-06/25/21	14218
ACC BUSINESS	V	309050	6/3/2021	04/11/21-05/10/21	56127
ACC BUSINESS	V	309050	6/3/2021	04/11/21-05/10/21	56127
Frontier Communications	V	309107	6/7/2021	06/01/21-06/30/21	58735
Verizon Wireless - LA	V	309153	6/15/2021	Verizon-04/14/21-05/13/21	26737
Verizon Wireless - LA	V	309153	6/15/2021	Verizon-04/14/21-05/13/21	26737
Verizon Wireless - LA	V	309324	6/30/2021	Verizon-05/14/21-06/13/21	26737
Verizon Wireless - LA	V	309324	6/30/2021	Verizon-05/14/21-06/13/21	26737
10-601 LABS Direct June	G	309298	6/28/2021	Centurylink 2200-9800-PARK	0
10-601 LABS Direct June	G	309298	6/28/2021	FouWin 2200-9800-PARK	0
10-601 LABS Direct June	G	309298	6/28/2021	Level3 2200-9800-PARK	0
10-601 LABS Direct June	G	309298	6/28/2021	Rogers 2200-9800-PARK	0
10-601 LABS Direct June	G	309298	6/28/2021	Verizon Wireless 2200-9800-PAR	0
DIRECTV	V	309550	7/9/2021	TV 06/26/21-07/25/21	14218
ACC BUSINESS	V	309600	7/16/2021	05/11/21-06/10/21	56127
ACC BUSINESS	V	309600	7/16/2021	05/11/21-06/10/21	56127
Frontier Communications	V	309600	7/16/2021	07/01/21-07/31/21	58735
XO Communications	V	309600	7/16/2021	04/01/21-04/30/21	54887
XO Communications	V	309600	7/16/2021	05/01/21-05/31/21	54887

XO Communications	V	309600	7/16/2021	06/01/21-06/30/21	54887
XO Communications	V	309600	7/16/2021	07/01/21-07/31/21	54887
Verizon Wireless - LA	V	309695	7/28/2021	Verizon-06/14/21-07/13/21	26737
Verizon Wireless - LA	V	309695	7/28/2021	Verizon-06/14/21-07/13/21	26737
XO Communications	V	309620	7/19/2021	Overpayment	54887
10-601 LABS Direct July	G	309692	7/28/2021	Softchoice 2200-9800-PARK	0
ACC BUSINESS	V	310173	8/30/2021	06/11/21-07/10/21	56127
DIRECTV	V	309801	8/3/2021	07/26/21-08/25/21	14218
ACC BUSINESS	V	309848	8/3/2021	06/11/21-07/10/21	56127
Frontier Communications	V	309929	8/6/2021	08/01/21-08/31/21	58735
XO Communications	V	310073	8/24/2021	08/01/21-08/31/21	54887
XO Communications	V	310073	8/24/2021	Late fee	54887
10-601 LABS Direct August	G	310140	8/26/2021	Centurylink 2200-9800-PARK	0
10-601 LABS Direct August	G	310140	8/26/2021	CoaCom 2200-9800-PARK	0
10-601 LABS Direct August	G	310140	8/26/2021	Level3 2200-9800-PARK	0
10-601 LABS Direct August	G	310140	8/26/2021	Rogers 2200-9800-PARK	0
10-601 LABS Direct August	G	310140	8/26/2021	Verizon Wireless 2200-9800-PAR	0
10-601 LABS Direct August	G	310140	8/26/2021	Alti / Advuti 2200-9800-PARK	0
AP Accruals August 2021 AVR	G	310281	9/2/2021	Verizon	0
AP Accruals August 2021 AVR	G	310281	9/2/2021	Verizon	0
AP Accruals August 2021 AVR	G	310281	9/2/2021	Verizon	0
AP Accruals August 2021 AVR	G	310281	9/2/2021	Verizon	0
Verizon Wireless - LA	V	310347	9/8/2021	Jul 14-Aug 13	26737
Verizon Wireless - LA	V	310347	9/8/2021	Jul 14-Aug 13	26737
Frontier Communications	V	310378	9/8/2021	09/01/21-09/30/21	58735
ACC BUSINESS	V	310406	9/13/2021	07/11/21-08/10/21	56127
XO Communications	V	310412	9/13/2021	09/01/21-09/30/21	54887
XO Communications	V	310412	9/13/2021	09/01/21-09/30/21	54887
10-601 LABS Direct September	G	310574	9/29/2021	Centurylink 2200-9800-PARK	0
10-601 LABS Direct September	G	310574	9/29/2021	Level3 2200-9800-PARK	0
10-601 LABS Direct September	G	310574	9/29/2021	Rogers 2200-9800-PARK	0
DIRECTV	V	310817	10/11/2021	08/26/21-09/25/21	14218
DIRECTV	V	310825	10/11/2021	09/26/21-10/25/21	14218
Frontier Communications	V	310871	10/18/2021	10/01/21-10/31/21	58735
ACC BUSINESS	V	310872	10/18/2021	08/11/21-09/10/21	56127
Verizon Wireless - LA	V	310947	10/27/2021	Verizon 9/14/21-10/13/21	26737
Verizon Wireless - LA	V	310947	10/27/2021	Verizon 9/14/21-10/13/21	26737
XO Communications	V	310990	10/28/2021	10/01/21-10/31/21	54887
10-601 LABS Direct Oct	G	310930	10/26/2021	Centurylink 2200-9800-PARK	0

10-601 LABS Direct Oct	G	310930	10/26/2021	Verizon Wireless 2200-9800-PAR	0
ACC BUSINESS	V	310990	10/28/2021	09/11/21-10/10/21	56127
Frontier Communications	V	311176	11/4/2021	11/01/21-11/30/21	58735
DIRECTV	V	311185	11/4/2021	10/26/21-11/25/21	14218
XO Communications	V	311220	11/8/2021	11/01/21-11/30/21	54887
ACC BUSINESS	V	311438	11/30/2021	10/11/21-11/10/21	56127
DIRECTV	V	311507	12/2/2021	11/26/21-12/25/21	14218
10-601 LABS Direct Nov	G	311408	11/29/2021	Centurylink 2200-9800-PARK	0
10-601 LABS Direct Nov	G	311408	11/29/2021	Level3 2200-9800-PARK	0
10-601 LABS Direct Nov	G	311408	11/29/2021	LOGMEI 2200-9800-PARK	0
10-601 LABS Direct Nov	G	311408	11/29/2021	Payroll Labor 2200-9810-PARK	0
10-601 LABS Direct Nov	G	311408	11/29/2021	Rogers 2200-9800-PARK	0
10-601 LABS Direct Nov	G	311408	11/29/2021	Verizon Wireless 2200-9800-PAR	0
AP Accrual November 2021 AVR	G	311625	12/6/2021	Verizon	0
AP Accrual November 2021 AVR	G	311625	12/6/2021	Verizon	0
Verizon Wireless - LA	V	311458	12/1/2021	Verizon 9/14/2021-10/13/2021	26737
Verizon Wireless - LA	V	311458	12/1/2021	Verizon 9/14/2021-10/13/2021	26737
AP Accrual November 2021 AVR	G	311625	12/6/2021	Verizon	0
AP Accrual November 2021 AVR	G	311625	12/6/2021	Verizon	0
Frontier Communications	V	311672	12/7/2021	12/01/21-12/31/21	58735
XO Communications	V	311700	12/13/2021	Dec 2021	54887
10-601 LABS Direct Dec21	G	311917	1/4/2022	Centurylink 2200-9800-PARK	0
10-601 LABS Direct Dec21	G	311917	1/4/2022	Level3 2200-9800-PARK	0
10-601 LABS Direct Dec21	G	311917	1/4/2022	Softchoice 2200-9800-PARK	0
10-601 LABS Direct Dec21	G	311917	1/4/2022	Verizon Wireless 2200-9800-PAR	0
10-231 PPD InsAuto/TerrorDec21	G	311979	1/5/2022	AON Terrorism	0
AP Accrual December 2021 PW	G	312021	1/6/2022	ACC BUSINESS	0
AP Accrual December 2021 AVR	G	312026	1/7/2022	Verizon	0
AP Accrual December 2021 AVR	G	312026	1/7/2022	Verizon	0

Document Type	Document Number	Document Company	GL Date	Actual Amount	Post Status	Business Unit	Object Account	Subsidiary	Description	Subledger
JE	349113	01100	1/1/2022	-255.38	Posted	1002	7011	9	All Other	
JE	349118	04100	1/1/2022	-813.28	Posted	1005	7011	9	All Other	
JE	349118	04100	1/1/2022	-90.16	Posted	1009	7011	9	All Other	
PV	316947	01100	1/1/2022	39.40	Posted	1002	7011	9	All Other	
PV	317009	01100	1/1/2022	255.38	Posted	1002	7011	9	All Other	
PV	317047	01100	1/1/2022	175.71	Posted	1002	7011	9	All Other	
PV	317258	04100	1/1/2022	406.64	Posted	1005	7011	9	All Other	
PV	317258	04100	1/1/2022	45.08	Posted	1009	7011	9	All Other	
PV	317145	01100	1/8/2022	643.67	Posted	1002	7011	9	All Other	
PV	317456	01100	1/27/2022	255.38	Posted	1002	7011	9	All Other	
PV	317492	01100	1/27/2022	39.40	Posted	1002	7011	9	All Other	
PV	317509	04100	1/31/2022	406.64	Posted	1005	7011	9	All Other	
PV	317509	04100	1/31/2022	45.08	Posted	1009	7011	9	All Other	
PV	317607	01100	2/1/2022	174.81	Posted	1002	7011	9	All Other	
PV	317634	04100	2/1/2022	406.64	Posted	1005	7011	9	All Other	
PV	317634	04100	2/1/2022	45.08	Posted	1009	7011	9	All Other	
PV	317599	01100	2/8/2022	2,550.85	Posted	1002	7011	9	All Other	
PV	316452	01100	2/18/2022	-39.40	Posted	1002	7011	9	All Other	
JE	349436	04100	2/28/2022	12,360.06	Posted	1007	7011	9	All Other	
JE	349436	04100	2/28/2022	597.70	Posted	1007	7011	9	All Other	
JE	349436	04100	2/28/2022	2,049.93	Posted	1007	7011	9	All Other	
JE	349436	04100	2/28/2022	112.29	Posted	1007	7011	9	All Other	
JE	349549	01000	2/28/2022	306.64	Posted	1005	7011	9	All Other	
JE	349549	01000	2/28/2022	45.08	Posted	1009	7011	9	All Other	
JE	349552	01000	3/1/2022	-306.64	Posted	1005	7011	9	All Other	
JE	349552	01000	3/1/2022	-45.08	Posted	1009	7011	9	All Other	
PV	317925	01100	3/1/2022	252.01	Posted	1002	7011	9	All Other	
PV	318005	01100	3/1/2022	176.73	Posted	1002	7011	9	All Other	
PV	318019	04100	3/1/2022	30.38	Posted	1005	7011	9	All Other	
PV	318019	04100	3/1/2022	4.47	Posted	1009	7011	9	All Other	
PV	318035	01100	3/1/2022	37.98	Posted	1002	7011	9	All Other	
PV	318000	01100	3/8/2022	623.41	Posted	1002	7011	9	All Other	
PV	318413	01100	3/27/2022	39.40	Posted	1002	7011	9	All Other	
PV	318440	01100	3/27/2022	252.01	Posted	1002	7011	9	All Other	
JE	349803	04100	3/30/2022	12,339.36	Posted	1007	7011	9	All Other	
JE	349803	04100	3/30/2022	7,230.95	Posted	1007	7011	9	All Other	
JE	349803	04100	3/30/2022	616.73	Posted	1007	7011	9	All Other	

JE	349803	04100	3/30/2022	111.76	Posted	1007	7011	9	All Other	
PV	318559	01100	4/1/2022	173.03	Posted	1002	7011	9	All Other	
PV	318727	04100	4/1/2022	351.72	Posted	1005	7011	9	All Other	
JE	351958	04100	4/29/2022	12,346.61	Posted	1007	7011	9	All Other	
JE	351958	04100	4/29/2022	133.39	Posted	1007	7011	9	All Other	
JE	351958	04100	4/29/2022	249.46	Posted	1007	7011	9	All Other	
JE	351958	04100	4/29/2022	1,761.41	Posted	1007	7011	9	All Other	
JE	351958	04100	4/29/2022	516.35	Posted	1007	7011	9	All Other	
JE	351958	04100	4/29/2022	3,482.50	Posted	1007	7011	9	All Other	
JE	351958	04100	4/29/2022	82.16	Posted	1007	7011	9	All Other	
JE	351958	04100	4/29/2022	115.66	Posted	1007	7011	9	All Other	
PV	318917	01100	5/1/2022	252.01	Posted	1002	7011	9	All Other	
PV	318918	01100	5/1/2022	37.98	Posted	1002	7011	9	All Other	
PV	318936	01100	5/1/2022	173.35	Posted	1002	7011	9	All Other	
PV	319097	01100	5/1/2022	618.41	Posted	1002	7011	9	All Other	
PV	319158	04100	5/1/2022	299.18	Posted	1005	7011	9	All Other	
PV	319098	01100	5/8/2022	649.52	Posted	1002	7011	9	All Other	
PV	319511	01100	5/27/2022	39.40	Posted	1002	7011	9	All Other	
JE	352224	04100	5/31/2022	12,380.74	Posted	1007	7011	9	All Other	
JE	352224	04100	5/31/2022	166.62	Posted	1007	7011	9	All Other	
PV	319558	01100	6/1/2022	172.74	Posted	1002	7011	9	All Other	
PV	320027	01100	6/1/2022	252.01	Posted	1002	7011	9	All Other	
PV	320036	01100	6/8/2022	633.99	Posted	1002	7011	9	All Other	
PV	320449	01100	6/27/2022	252.01	Posted	1002	7011	9	All Other	
PV	320453	01100	6/27/2022	37.98	Posted	1002	7011	9	All Other	
JE	352532	01000	6/29/2022	11,858.32	Posted	1007	7011	9	All Other	
JE	352532	01000	6/29/2022	774.35	Posted	1007	7011	9	All Other	
JE	352532	01000	6/29/2022	1,017.12	Posted	1007	7011	9	All Other	
JE	352532	01000	6/29/2022	944.49	Posted	1007	7011	9	All Other	
JE	352563	04100	6/30/2022	2,202.16	Posted	1007	7011	9	All Other	W.00009574
PV	320557	01100	7/1/2022	178.22	Posted	1002	7011	9	All Other	
PV	320632	01100	7/8/2022	657.12	Posted	1002	7011	9	All Other	
PV	320957	01100	7/27/2022	37.98	Posted	1002	7011	9	All Other	
JE	358559	01100	7/31/2022	24,143.42	Posted	1007	7011	9	All Other	W.00009571
JE	358562	04100	7/31/2022	391.09	Posted	1007	7011	9	All Other	W.00009574
PV	320994	01100	8/1/2022	178.82	Posted	1002	7011	9	All Other	
PV	321041	01100	8/1/2022	399.43	Posted	1002	7011	9	All Other	
PV	321453	04100	8/24/2022	347.24	Posted	1005	7011	9	All Other	
PV	321602	01100	8/27/2022	37.98	Posted	1002	7011	9	All Other	

JE	358708	04100	8/30/2022	513.38	Posted	1007	7011	9	All Other	W.00009574
JE	358728	04100	8/31/2022	132.18	Posted	1007	7011	9	All Other	
PV	321695	01100	9/1/2022	179.13	Posted	1002	7011	9	All Other	
PV	321759	01100	9/1/2022	666.84	Posted	1002	7011	9	All Other	
PV	321819	01100	9/1/2022	255.28	Posted	1002	7011	9	All Other	
PV	321831	01100	9/8/2022	657.12	Posted	1002	7011	9	All Other	
PV	321846	01100	9/8/2022	657.12	Posted	1002	7011	9	All Other	
PV	321831	01100	9/14/2022	-657.12	Posted	1002	7011	9	All Other	
JE	358911	04100	9/27/2022	12,285.35	Posted	1007	7011	9	All Other	
JE	358911	04100	9/27/2022	307.24	Posted	1007	7011	9	All Other	
JE	358911	04100	9/27/2022	116.19	Posted	1007	7011	9	All Other	
PV	322156	01100	9/27/2022	37.98	Posted	1002	7011	9	All Other	
JE	358995	04100	9/29/2022	391.09	Posted	1007	7011	9	All Other	W.00009574
JE	358995	04100	9/29/2022	861.00	Posted	1007	7011	9	All Other	W.00009574
PV	322273	01100	10/1/2022	178.75	Posted	1002	7011	9	All Other	
PV	322431	01100	10/1/2022	255.28	Posted	1002	7011	9	All Other	
PV	322445	01100	10/8/2022	654.91	Posted	1002	7011	9	All Other	
PV	322718	01100	10/27/2022	37.98	Posted	1002	7011	9	All Other	
JE	359268	04100	10/28/2022	391.09	Posted	1007	7011	9	All Other	W.00009574
JE	359269	04100	10/28/2022	12,282.70	Posted	1007	7011	9	All Other	
JE	359269	04100	10/28/2022	666.72	Posted	1007	7011	9	All Other	
JE	359269	04100	10/28/2022	244.54	Posted	1007	7011	9	All Other	
PV	322868	01100	11/1/2022	255.28	Posted	1002	7011	9	All Other	
PV	322872	01100	11/1/2022	180.81	Posted	1002	7011	9	All Other	
PV	323049	01100	11/8/2022	654.34	Posted	1002	7011	9	All Other	
JE	359613	04100	11/30/2022	12,100.58	Posted	1007	7011	9	All Other	
JE	359613	04100	11/30/2022	17,966.81	Posted	1007	7011	9	All Other	
JE	359613	04100	11/30/2022	61.09	Posted	1007	7011	9	All Other	
JE	359830	04100	11/30/2022	1,690.00	Posted	1007	7011	9	All Other	W.00009574
PV	323147	01100	12/1/2022	37.98	Posted	1002	7011	9	All Other	
PV	323227	01100	12/1/2022	255.28	Posted	1002	7011	9	All Other	
PV	323572	01100	12/1/2022	180.41	Posted	1002	7011	9	All Other	
PV	323392	01100	12/8/2022	647.31	Posted	1002	7011	9	All Other	
PV	323840	01100	12/27/2022	255.28	Posted	1002	7011	9	All Other	
PV	323846	01100	12/27/2022	37.98	Posted	1002	7011	9	All Other	
JE	360057	04100	12/31/2022	16,866.85	Posted	1007	7011	9	All Other	
JE	360057	04100	12/31/2022	190.26	Posted	1007	7011	9	All Other	
JE	360057	04100	12/31/2022	1,671.05	Posted	1007	7011	9	All Other	
JE	360057	04100	12/31/2022	1,102.46	Posted	1007	7011	9	All Other	

JE	360057	04100	12/31/2022	134.16	Posted	1007	7011	9	All Other	
JE	360077	04100	12/31/2022	599.00	Posted	1007	7011	9	All Other	W.00009574
JE	360077	04100	12/31/2022	17,377.86	Posted	1007	7011	9	All Other	W.00009574
Grand Total				222,852.22						

JE Explanation	Batch Type	Batch Number	Batch Date	Remark	Address Number
AP Accrual December 2021 PW	G	312021	1/6/2022	ACC BUSINESS	0
AP Accrual December 2021 AVR	G	312026	1/7/2022	Verizon	0
AP Accrual December 2021 AVR	G	312026	1/7/2022	Verizon	0
DIRECTV	V	311918	1/4/2022	12/26/21-01/25/22	14218
ACC BUSINESS	V	311994	1/6/2022	11/11/21-12/10/21	56127
Frontier Communications	V	312051	1/10/2022	01/01/22-01/31/22	58735
Verizon Wireless - LA	V	312200	1/18/2022	Verizon 11/14/2021-12/13/2021	26737
Verizon Wireless - LA	V	312200	1/18/2022	Verizon 11/14/2021-12/13/2021	26737
XO Communications	V	312085	1/11/2022	01/01/22-01/31/22	54887
ACC BUSINESS	V	312292	1/28/2022	12/11/21-01/10/22	56127
DIRECTV	V	312326	2/1/2022	01/26/22-02/25/22	14218
Verizon Wireless - LA	V	312342	2/1/2022	Verizon 10/14/2021-11/13/2021	26737
Verizon Wireless - LA	V	312342	2/1/2022	Verizon 10/14/2021-11/13/2021	26737
Frontier Communications	V	312475	2/8/2022	02/01/22-02/28/22	58735
Verizon Wireless - LA	V	312505	2/9/2022	Verizon 12/14/2021-1/13/2022	26737
Verizon Wireless - LA	V	312505	2/9/2022	Verizon 12/14/2021-1/13/2022	26737
XO Communications	V	312471	2/8/2022	02/01/22-02/28/22	54887
DIRECTV	V	311507	12/2/2021	11/26/21-12/25/21	14218
10-601 LABS Direct Jan&Feb22	G	312725	3/1/2022	Centurylink 2200-9800-PARK	0
10-601 LABS Direct Jan&Feb22	G	312725	3/1/2022	Level3 2200-9800-PARK	0
10-601 LABS Direct Jan&Feb22	G	312725	3/1/2022	Rogers 2200-9800-PARK	0
10-601 LABS Direct Jan&Feb22	G	312725	3/1/2022	Verizon Wireless 2200-9800-PAR	0
Verizon Bill Accrual- Feb 2022	G	312864	3/4/2022	Verizon	0
Verizon Bill Accrual- Feb 2022	G	312864	3/4/2022	Verizon	0
Verizon Bill Accrual- Feb 2022	G	312867	3/4/2022	Verizon	0
Verizon Bill Accrual- Feb 2022	G	312867	3/4/2022	Verizon	0
ACC BUSINESS	V	312881	3/4/2022	01/11/22-02/10/22	56127
Frontier Communications	V	312934	3/8/2022	03/01/22-03/31/22	58735
Verizon Wireless - LA	V	312960	3/9/2022	Verizon 1/14/2022-2/13/2022	26737
Verizon Wireless - LA	V	312960	3/9/2022	Verizon 1/14/2022-2/13/2022	26737
DIRECTV	V	312993	3/10/2022	02/26/22-03/25/22	14218
XO Communications	V	312933	3/8/2022	03/01/22-03/31/22	54887
DIRECTV	V	313276	3/31/2022	03/26/22-04/25/22	14218
ACC BUSINESS	V	313296	4/1/2022	02/11/22-03/10/22	56127
10-601 Labs Direct March 22	G	313219	3/30/2022	Centurylink 2200-9800-PARK	0
10-601 Labs Direct March 22	G	313219	3/30/2022	Level3 2200-9800-PARK	0
10-601 Labs Direct March 22	G	313219	3/30/2022	Rogers 2200-9800-PARK	0

10-601 Labs Direct March 22	G	313219	3/30/2022	Verizon Wireless 2200-9800-PAR	0
Frontier Communications	V	313490	4/11/2022	04/01/22-04/30/22	58735
Verizon Wireless - LA	V	313574	4/21/2022	Verizon 2/13/22 -3/13/22	26737
10-601 Labs Direct April 22	G	313689	4/29/2022	Centurylink 2200-9800-PARK	0
10-601 Labs Direct April 22	G	313689	4/29/2022	Concur- Prof &Dues 2200-9800-P	0
10-601 Labs Direct April 22	G	313689	4/29/2022	Kendall 2200-9800-PARK	0
10-601 Labs Direct April 22	G	313689	4/29/2022	Level3 2200-9800-PARK	0
10-601 Labs Direct April 22	G	313689	4/29/2022	Rogers 2200-9800-PARK	0
10-601 Labs Direct April 22	G	313689	4/29/2022	Softchoice 2200-9800-PARK	0
10-601 Labs Direct April 22	G	313689	4/29/2022	SOUCAN 2200-9800-PARK	0
10-601 Labs Direct April 22	G	313689	4/29/2022	Verizon Wireless 2200-9800-PAR	0
ACC BUSINESS	V	313911	5/11/2022	03/11/22-04/10/22	56127
DIRECTV	V	313911	5/11/2022	04/26/22-05/25/22	14218
Frontier Communications	V	313913	5/11/2022	05/01/22-05/31/22	58735
XO Communications	V	313947	5/16/2022	Monthly charges	54887
Verizon Wireless - LA	V	313969	5/19/2022	Verizon 3/14/22 -4/13/22	26737
XO Communications	V	313947	5/16/2022	Monthly charges	54887
DIRECTV	V	314212	6/2/2022	05/26/22-06/25/22	14218
10-601 LABS Direct April Catch	G	314124	5/31/2022	Centurylink 2200-9800-PARK	0
10-601 LABS Direct April Catch	G	314124	5/31/2022	Cintas 2200-9815-PARK	0
Frontier Communications	V	314318	6/7/2022	06/01/22-06/30/22	58735
ACC BUSINESS	V	314459	6/15/2022	Phones	56127
XO Communications	V	314459	6/15/2022	06/01/22-06/30/22	54887
ACC BUSINESS	V	314741	7/5/2022	05/11/22-06/10/22	56127
DIRECTV	V	314741	7/5/2022	06/26/22-07/25/22	14218
10-601 LABS Direct Billing Jun	G	314596	6/29/2022	Centurylink 2200-9800-PARK	0
10-601 LABS Direct Billing Jun	G	314596	6/29/2022	Level3 2200-9800-PARK	0
10-601 LABS Direct Billing Jun	G	314596	6/29/2022	Rogers 2200-9800-PARK	0
10-601 LABS Direct Billing Jun	G	314596	6/29/2022	Verizon Wireless 2200-9800-PAR	0
10-606 LUSC Direct Billing Jun	G	314633	6/30/2022	Level 3	0
Frontier Communications	V	314900	7/8/2022	07/01/22-07/31/22	58735
XO Communications	V	314927	7/14/2022	07/01/22-07/31/22	54887
DIRECTV	V	315169	8/1/2022	07/26/22-08/25/22	14218
10-601 LABS Directs July22	G	315160	8/1/2022	Centurylink 2200-9800-PARK	0
10-606 LUSC Direct July22	G	315166	8/1/2022	CenturyLink	0
Frontier Communications	V	315330	8/9/2022	08/01/22-08/31/22	58735
ACC BUSINESS	V	315337	8/9/2022	06/11/22-07/10/22	56127
Verizon Wireless - LA	V	315504	8/24/2022		26737
DIRECTV	V	315646	8/31/2022	TV fee	14218

10-606 LUSC Direct Aug22	G	315596	8/30/2022	Computer and Software Expense	0
10-601 LABS Directs Aug22	G	315619	8/30/2022	Verizon Wireless	0
Frontier Communications	V	315866	9/9/2022	09/01/22-09/30/22	58735
XO Communications	V	315876	9/9/2022	08/01/22-08/31/22	54887
ACC BUSINESS	V	315902	9/13/2022	07/11/22-08/10/22	56127
Verizon Wireless - LA	V	315902	9/13/2022	09/01/22-09/30/22	26737
XO Communications	V	315907	9/14/2022	09/01/22-09/30/22	54887
Verizon Wireless - LA	V	315902	9/13/2022	09/01/22-09/30/22	26737
10-601 10-603 LABS LUC Directs	G	316040	9/27/2022	Centurylink	0
10-601 10-603 LABS LUC Directs	G	316040	9/27/2022	Level3	0
10-601 10-603 LABS LUC Directs	G	316040	9/27/2022	Verizon Wireless	0
DIRECTV	V	316106	9/30/2022	09/26/22-10/25/22	14218
10-606 LUSC Direct Billing Sep	G	316071	9/29/2022	CenturyLink	0
10-606 LUSC Direct Billing Sep	G	316071	9/29/2022	Western Regional Minority Supp	0
Frontier Communications	V	316291	10/6/2022	10/01/22-10/31/22	58735
ACC BUSINESS	V	316417	10/14/2022	08/11/22-09/10/22	56127
XO Communications	V	316417	10/14/2022	09/01/22-09/30/22	54887
DIRECTV	V	316581	10/31/2022	10/26/22-11/25/22	14218
10-606 LUSC Direct- Oct22	G	316565	10/28/2022	CenturyLink	0
10-601 LABS Direct Oct22	G	316567	10/28/2022	Centurylink	0
10-601 LABS Direct Oct22	G	316567	10/28/2022	Level3	0
10-601 LABS Direct Oct22	G	316567	10/28/2022	Verizon Wireless	0
ACC BUSINESS	V	316842	11/8/2022	09/11/22-10/10/22	56127
Frontier Communications	V	316842	11/8/2022	11/01/22-11/30/22	58735
XO Communications	V	316978	11/29/2022	Nov 22	54887
10-601 LABS Direct- Nov 22	G	316991	11/30/2022	Centurylink	0
10-601 LABS Direct- Nov 22	G	316991	11/30/2022	Level3	0
10-601 LABS Direct- Nov 22	G	316991	11/30/2022	Verizon Wireless	0
10-606 LUSC Direct- Nov 22	G	317039	11/30/2022	GR/IR Software Support	0
DIRECTV	V	317152	12/5/2022	11/26/22-12/25/22	14218
ACC BUSINESS	V	317184	12/5/2022	10/11/22-11/10/22	56127
Frontier Communications	V	317381	12/21/2022	12/01/22-12/31/22	58735
XO Communications	V	317284	12/12/2022	Dec 2022	54887
ACC BUSINESS	V	317572	1/3/2023	11/11/22-12/10/22	56127
DIRECTV	V	317572	1/3/2023	12/26/22-01/25/23	14218
10-601 LABS Direct Billing-Dec	G	317573	1/3/2023	Centurylink	0
10-601 LABS Direct Billing-Dec	G	317573	1/3/2023	Cintas	0
10-601 LABS Direct Billing-Dec	G	317573	1/3/2023	Level3	0
10-601 LABS Direct Billing-Dec	G	317573	1/3/2023	Softchoice	0

10-601 LABS Direct Billing-Dec	G	317573	1/3/2023	Verizon Wireless	0
10-606 LUSC Direct Dec22	G	317613	1/4/2023	CBT Nuggets	0
10-606 LUSC Direct Dec22	G	317613	1/4/2023	GR/IR Software Support	0

Document Type	Document Number	Document Company	GL Date	Actual Amount	Post Status	Business Unit	Object Account	Subsidiary	Description	Subledger
JE	340361	04100	2/25/2021	13,279.12	Posted	1130	7011	2	Telemetry	W.00009571
JE	340361	04100	2/25/2021	2,994.22	Posted	1130	7011	2	Telemetry	W.00009571
JE	340546	01100	3/17/2021	-13,279.12	Posted	1130	7011	2	Telemetry	W.00009571
JE	340546	01100	3/17/2021	-2,994.22	Posted	1130	7011	2	Telemetry	W.00009571
PV	313100	01100	6/1/2021	123.55	Posted	1115	7011	2	Telemetry	
JE	341460	04100	6/28/2021	819.60	Posted	1130	7011	2	Telemetry	W.00009571
JE	358559	01100	7/31/2022	127.06	Posted	1130	7011	2	Telemetry	W.00009571
JE	358728	04100	8/31/2022	203.41	Posted	1130	7011	2	Telemetry	W.00009571
JE	358911	04100	9/27/2022	1,031.86	Posted	1130	7011	2	Telemetry	W.00009571
JE	359269	04100	10/28/2022	369.92	Posted	1130	7011	2	Telemetry	W.00009571
JE	359269	04100	10/28/2022	1,312.72	Posted	1130	7011	2	Telemetry	W.00009571
JE	359613	04100	11/30/2022	262.67	Posted	1130	7011	2	Telemetry	W.00009571
JE	359613	04100	11/30/2022	4,155.90	Posted	1130	7011	2	Telemetry	W.00009571
JE	360057	04100	12/31/2022	1,523.87	Posted	1130	7011	2	Telemetry	W.00009571
Grand Total				9,930.56						

JE Explanation	Batch Type	Batch Number	Batch Date	Remark	Address Number
10-601 LABS Direct Feb	G	307514	2/25/2021	Centurylink	0
10-601 LABS Direct Feb	G	307514	2/25/2021	Softchoice	0
Reclass IT Direct chg Feb LABS	G	307870	3/17/2021	Centurylink	0
Reclass IT Direct chg Feb LABS	G	307870	3/17/2021	Softchoice	0
SPRINT	V	309050	6/3/2021	05/22/21-06/21/21	14964
10-601 LABS Direct June	G	309298	6/28/2021	SecSys 2200-9815-CBASIN	0
10-601 LABS Directs July22	G	315160	8/1/2022	Centurylink	0
10-601 LABS Directs Aug22	G	315619	8/30/2022	Softchoice	0
10-601 10-603 LABS LUC Directs	G	316040	9/27/2022	Rodgers	0
10-601 LABS Direct Oct22	G	316567	10/28/2022	Rodgers	0
10-601 LABS Direct Oct22	G	316567	10/28/2022	Softchoice 2200-9800-AVR	0
10-601 LABS Direct- Nov 22	G	316991	11/30/2022	GoToTechnologies	0
10-601 LABS Direct- Nov 22	G	316991	11/30/2022	SAP CANADA	0
10-601 LABS Direct Billing-Dec	G	317573	1/3/2023	Rodgers	0

ATTACHMENT 2-5

DATA REQUEST RESPONSE 037-AS



Liberty Utilities (Park Water) Corp.
9750 Washburn Road
Downey, CA 90241-7002
Tel: 562-923-0711

May 9, 2024

DATA REQUEST RESPONSE

LIBERTY UTILITIES (PARK WATER) CORP.

A.24-01-002

LIBERTY UTILITIES (APPLE VALLEY RANCHOS WATER) CORP.

A.24-01-003

Test Year 2025 General Rate Case

Data Request No.: 037-AS (Customer Service Measure Responses)

Requesting Party: Public Advocates Office

Originator: Suliman Ibrahim Suliman.Ibrahim@cpuc.ca.gov
Peter Chau Peter.Chau@cpuc.ca.gov
Ama Serwaa Ama.Serwaa@cpuc.ca.gov

Date Received: May 2, 2024

Due Date: May 9, 2024

Refer to Liberty Park Water's Response to Data Request 001-AS (Customer Service & Reporting Standards) for the following questions.

REQUEST NO. 1:

Telephone Performance Standards

- a. Provide an explanation as to why Liberty Apple Valley's Call answer performance measure was below the 80% standard for 2023.
 - i. If Liberty failed such measure, has liberty conducted an internal assessment to identify the root cause of the deficiencies and what corrective actions have been proposed to fix such issues.

- b. Provide an explanation as to why Liberty Apple Valley failed its abandoned call rate performance measure for 2023.
 - i. If Liberty failed such measure, has liberty conducted an internal assessment to identify the root cause of the deficiencies and what corrective actions have been proposed to fix such issues.
- c. Provide an explanation as to why Park Water failed its Call answer performance standard for 2023.
 - i. If Liberty failed such measure, has Liberty conducted an internal assessment to identify the root cause of the deficiencies and what corrective actions have been proposed to fix such issues.
- d. Provide an explanation as to why Park Water failed its Abandoned Call Rate Performance Measure in 2023.
 - i. If Liberty failed such measure, has liberty conducted an internal assessment to identify the root cause of the deficiencies and what corrective actions have been proposed to fix such issues.

RESPONSE:

- a. Liberty Apple Valley transitioned to a new Customer Information and Billing system in 2023. Call volumes increased in 2023 over historical numbers in 2022, most notably by 87% in May, 39% in June, 37% in July, and 29% in August. The increase in call volume is attributed to customers requiring additional support in registering for and navigating the new My Account portal. As customers received their first bills in the new system, calls to walk through the line items on the new bill print increased. Liberty Apple Valley brought in temporary help to assist on the phones, but the volumes were still higher than could be managed. Call handling times also increased as both customers and staff became familiar with the new system.
- b. Due to the substantial increase in call volume and average handle time, the abandoned call rate also increased. To address the issue, Liberty deployed a call back feature to give customers the option of receiving a call back, rather than waiting in queue for a live representative. Liberty also instituted a SWAT line with our more seasoned CSRs manning the line to assist customers with more complex issues to free up the regular queues for other customers.

- c. Liberty Park Water transitioned to a new Customer Information and Billing system in 2023. Call volumes increased in 2023 over historical numbers in 2022, most notably by 110% in May, 57% in June, 62% in July, and 23% in August. The increase in call volume is attributed to customers requiring additional support in registering for and navigating the new My Account portal. As customers received their first bills in the new system, calls to walk through the line items on the new bill print increased. Liberty Park Water brought in temporary help to assist with the phones, but the volumes were still higher than could be managed. Call handling times also increased as both customers and staff became familiar with the new system.
- d. Due to the substantial increase in call volume and average handle time, the abandoned call rate also increased. To address the issue, Liberty deployed a call back feature to give customers the option of receiving a call back, rather than waiting in queue for a live representative. Liberty also instituted a SWAT line with our more seasoned CSRs manning the line to assist customers with more complex issues to free up the regular queues for other customers.

REQUEST NO. 2:

Work Completion Performance Standard

- a. Provide an explanation as to why Apple Valley failed its Customer Requested Work Completion Performance measure for 2023.
 - i. If Liberty failed such measure, has Liberty conducted an internal assessment to identify the root cause of the deficiencies and what corrective actions have been proposed to fix such issues.
- b. Provide an explanation as to why Park Water failed its Customer Requested Work Completion Performance measure for 2023.
 - i. If Liberty failed such measure, has Liberty conducted an internal assessment to identify the root cause of the deficiencies and what corrective actions have been proposed to fix such issues.

RESPONSE:

- a. Liberty Apple Valley transitioned to a new system in 2023 and due to the implementation, some processes changed. There was confusion about how to schedule appointments, and various regular service orders were assigned appointment times in

error. Additional training was provided to make sure only true appointments were scheduled. The issue was remedied Fourth Quarter of 2023.

- b. Liberty Park Water transitioned to a new system in 2023 and due to the implementation, some processes changed. There was confusion about how to schedule appointments, and various regular service orders were assigned appointment times in error. Additional training was provided to make sure only true appointments were scheduled as such. The issue was remedied Fourth Quarter of 2023.

This completes the response to Data Request No. 037-AS. If you have any questions, or require additional information, please contact me.

Sincerely,

LIBERTY UTILITIES (PARK WATER) CORP.

/s/ Tiffany Thong

TIFFANY THONG

Manager, Rates and Regulatory Affairs

(562) 923-0711

Tiffany.Thong@libertyutilities.com

ATTACHMENT 2-6

DATA REQUEST RESPONSE 045-AS



Liberty Utilities (Park Water) Corp.
9750 Washburn Road
Downey, CA 90241-7002
Tel: 562-923-0711

July 1, 2024

DATA REQUEST RESPONSE

LIBERTY UTILITIES (PARK WATER) CORP.

A.24-01-002

LIBERTY UTILITIES (APPLE VALLEY RANCHOS WATER) CORP.

A.24-01-003

Test Year 2025 General Rate Case

Data Request No.: 045-AS (ESJ Summary Programs)
Requesting Party: Public Advocates Office
Originator: Suliman Ibrahim Suliman.Ibrahim@cpuc.ca.gov
Peter Chau Peter.Chau@cpuc.ca.gov
Ama Serwaa Ama.Serwaa@cpuc.ca.gov
Date Received: June 20, 2024
Due Date: June 27, 2024
Extension Granted: July 1, 2024

REQUEST NO. 1:

Please refer to Liberty Utilities Response to Cal Advocates Data Request 037-AS, Question 1a, please provide supporting data regarding Liberty AVR & Park Water fourth quarter performance:

- A) Provide the number of scheduled appointments missed in AVR and Park Water for the year 2023 by quarter in Microsoft Excel Format.
- B) Provide the total number of scheduled appointments for AVR and Park Water for the year 2023 by quarter in Microsoft Excel Format.

RESPONSE:

Please see attachment prefaced Q1.

REQUEST NO. 2:

Please provide the service area for the following projects in both Park & AVR:

- A) Toilet Replacement Program
- B) Installation of High Efficiency Cloths Washer (HECWs) with So Cal Gas
- C) Emergency Leak Repair Program

RESPONSE:

- A) The Toilet Replacement Program is inclusive to all Park and AVR customers. Park service area includes Artesia, Bellflower, Compton, Norwalk, La Canada Flintridge, Lynwood, Santa Fe Springs. AVR service area includes Apple Valley, Yermo and Victorville.
- B) The Installation of High Efficiency Cloths Washer (HECWs) with So Cal Gas is an inter-utility partnership and is offered to overlapping SoCal Gas and Park customers. Park service area includes Artesia, Bellflower, Compton, Norwalk, La Canada Flintridge, Lynwood, Santa Fe Springs.
- C) The Emergency Leak Repair Program is exclusively offered to customers residing within the Park service area (Artesia, Bellflower, Compton, Norwalk, La Canada Flintridge, Lynwood, Santa Fe Springs).

REQUEST NO. 3:

Refer to Q1-010-KN AV Program Summary to provide Clarification for the following questions:

- A) Please clarify what Liberty AV means by “# of Fixtures/Rebates Provided to Customers”
- B) Refer to Toilet replacement program in Cell E:5, is Liberty AVR saying they provided 439 fixtures per customer? Please clarify.
- C) Please describe the type of fixtures Liberty is providing customers in detail.
- D) Please provide a cost for each fixture.

RESPONSE:

- A) # of Fixtures/Rebates Provided to Customers is defined as the total number of fixtures or rebates that were either distributed or installed in that specific year.
- B) Cell E:5 refers to the total amount of toilets that were distributed through the Toilet Replacement Program. In 2018, Liberty distributed 439 toilets.

- C) Please see attachment prefaced Q3 for the fixture descriptions.
- D) Please see attachment prefaced Q3 for the cost of each fixture.

REQUEST NO. 4:

Provide the following data in Microsoft Excel for Park Water and AVR using table below for the installation of High Efficiency Cloths Washer (HECWs) with So Cal Gas from 2018 to 2023.

- A) Year
- B) Cost Per Program
- C) # of Customers Participated
- D) # of Fixtures/Rebates Provided to Customers
- E) Amount of Recorded Customers
- F) Future forecast program expenses for year 2025 and 2026.

YEAR	COST PER PROGRAM	# OF CUSTOMERS PARTICIPATED	# OF FIXTURES/REBATES PROVIDED TO CUSTOMERS	AMOUNT OF RECORDED CUSTOMERS	FUTURE FORECAST 2025	FUTURE FORECAST 2026
------	------------------	-----------------------------	---	------------------------------	----------------------	----------------------

RESPONSE:

Please see attachment prefaced Q4.

This completes the response to Data Request No. 045-AS. If you have any questions, or require additional information, please contact me.

Sincerely,

LIBERTY UTILITIES (PARK WATER) CORP.

/s/ Tiffany Thong

TIFFANY THONG

Manager, Rates and Regulatory Affairs

(562) 923-0711

Tiffany.Thong@libertyutilities.com

Attachments



Public Advocates Office
California Public Utilities Commission
505 Van Ness Avenue
San Francisco, California 94102
Tel: 415-703-1584
www.publicadvocates.cpuc.ca.gov

Public Advocates Office DATA REQUEST
A.24-01-002 and A.24-01-003: Liberty Utilities (Park Water or Apple Valley Ranchos Water)
Test Year 2025 General Rate Case

Date: June 19, 2024

To: Manasa Rao Phone: (562) 805-2010
Director, Rates and Regulatory Affairs Email: Manasa.Rao@libertyutilities.com
Liberty Utilities

Victor T. Fu Phone: (424) 239-1926
Attorney for Liberty Utilities Email: vfu@prosperalaw.com

Tiffany Thong Phone: (562) 805-2088
Manager, Rates and Regulatory Affairs Email: tiffany.thong@libertyutilities.com
Liberty Utilities

From: Suliman Ibrahim Phone: (213) 266-4714
Public Advocates Office Email: suliman.ibrahim@cpuc.ca.gov
Project Lead

Peter Chau Phone: (415) 703-1682
Public Advocates Office Email: peter.chau@cpuc.ca.gov
Attorney

Ama Serwaa Phone: (213) 266-4757
Public Advocates Office Email: Ama.Serwaa@cpuc.ca.gov
PURA I

Re: A.24-01-002 (&003) Public Advocates Data Request #45-AS (ESJ Summary Programs)

Responses Due: June 27, 2024

INSTRUCTIONS

- a. You are instructed to answer the following Data Requests in the above-captioned proceeding, with written, verified responses per Public Utilities Code §§ 309.5, 314,

314.5, 581, 582 and Rules 1.1 and 10.1 of the California Public Utilities Commission's Rules of Practice and Procedure (Rules). Restate the text of each request prior to providing the response, and provide the name of the person(s) answering the request, the title of such person(s), and the name and title of the person they work for. With respect to each document produced, identify the number of the data request and question number that the document is responding to.

- b. Responses should be provided both in the original electronic format, (If available in Word format, send the Word document and do not send the information as a PDF file.) All electronic documents submitted in response to this data request should be in readable, downloadable, printable, and searchable formats, unless use of such formats is infeasible. Each page should be numbered. If any of your answers refer to or reflect calculations, provide a copy of the supporting electronic files that were used to derive such calculations, such as Excel-compatible spreadsheets or computer programs, with data and formulas intact and functioning. Documents produced in response to the data requests should be Bates-numbered, and indexed if voluminous. Responses to data requests that refer to or incorporate documents should identify the particular documents referenced by Bates-numbers or Bates-range.
- c. Provide your response as it becomes available, but no later than the due date noted above. **If you are unable to provide a response by this date, notify the Public Advocates Office as soon as possible, with a written explanation as to why the response date cannot be met and a best estimate of when the information can be provided.** Each data request is continuing in nature so if any information provided changes, or new information becomes available that is responsive to a request, respondent is required to supplement its response to the Public Advocates Office.
- d. If a request, definition, or an instruction, is unclear, notify the Public Advocates Office as soon as possible. In any event, answer the request to the fullest extent possible, specifying the reason for your inability to answer the remaining portion of the data request. For any questions, email the Public Advocates Office contact(s) above with a copy to the Public Advocates Office attorney.
- e. In answering these data requests, the respondent should adhere to the Commission's Rules, with particular attention to Rule 1.1 of those Rules, which requires the respondent to "never mislead the Commission or its staff by an artifice or false statement of law or fact." The respondent should keep in mind that "Violations of Rule 1.1 can occur by a failure to correctly cite a proposition of law, a lack of candor, withholding information, providing incorrect information, or a failure to correct mistaken information."¹ Public Advocates Office expects the respondent to respond to these data requests with the highest level of candor.
- f. Documents should be produced in **unredacted** form unless containing privileged information.

¹ Administrative Law Judge's Ruling Denying Southern California Edison Company's Motion For Summary Adjudication Of Alleged Rule 1.1 Violations Related To Data Request Responses Dated December 10, 2010, I.09-01-018, January 10, 2012, p. 6.

- e. Any and all claims of confidentiality must comport with Decision (D.) 17-09-023, D.16-08-024, and General Order 66-D.
- f. Please provide a privilege log of any withheld documents or redactions based on privileged and explaining the reasons for the withholding or redactions. “Proprietary” nature of a document is not a proper ground for withholding it and will be challenged – proprietary documents or information may be submitted pursuant to Public Utilities Code section 583.
- g. Any objections to any data requests not received by the identified due date for responses are waived, notwithstanding any qualifying or conditional responses.

DEFINITIONS

Unless the request indicates otherwise, the following definitions are applicable in providing the requested information.

- I. The terms “document,” “documents,” “documentary material,” or “documentation” include, without limitation, the following items, whether in electronic form, printed, recorded, or written or reproduced by hand: reports, studies, statistics, projections, forecasts, decisions, and orders, intra-office and interoffice communications, correspondence, memoranda, financial data, summaries or records of conversations or interviews, statements, returns, diaries, calendars, work papers, graphs, notebooks, notes, charts, computations, plans, drawings, sketches, computer printouts, summaries of records of meetings or conferences, summaries or reports of investigations or negotiations, opinions or reports of consultants, photographs, bulletins, records or representations or publications of any kind (including microfilm, videotape, and records however produced or reproduced), electronic or mechanical or electrical records of any kind (including, without limitation, tapes, tape cassettes, discs, emails, and records) other data compilations (including without limitation, input/output files, source codes, object codes, program documentation, computer programs, computer printouts, cards, tapes, discs and recordings used in automated data processing, together with the programming instructions and other material necessary to translate, understand, or use the same), and other documents or tangible things of whatever description which constitute or contain information within the scope of these data requests. This definition includes, but is not limited to, all “documents” as defined in California Evidence Code section 250. Liberty Utilities should specify any instances where it withholds material that it does not consider to be a “document.”
- II. “CPUC” or “Commission” as used herein refers to the California Public Utilities Commission.
- III. “Public Advocates Office” as used herein refers to the Public Advocates Office at the Public Utilities Commission.
- IV. “Liberty Utilities” or “Liberty (Park)” as used herein refers to Liberty Utilities (Park Water).

V. “Liberty (AVR)” as used herein refers to Liberty Utilities (Apple Valley Ranchos).

VI. “G.O.” as used herein refers to General Office.

DATA REQUESTS

1. Refer to Liberty Utilities response to Cal Advocates Data Request 037-AS, Question 1a, please provide supporting data regarding Liberty AVR & Park Water fourth quarter performance:
 - A) Provide the number of scheduled appointments missed in AVR and Park Water for the year 2023 by quarter in Microsoft Excel Format.
 - B) Provide the total number of scheduled appointments for AVR and Park Water for the year 2023 by quarter in Microsoft Excel Format.
2. Please provide the service area for the following projects in both Park & AVR:
 - A) Toilet Replacement Program
 - B) Installation of High Efficiency Cloths Washer² (HECWs) with So Cal Gas
 - C) Emergency Leak Repair Program
3. Refer to Q1-010-KN AV Program Summary to provide Clarification for the following questions:
 - A) Please clarify what Liberty AV means by “# of Fixtures/Rebates Provided to Customers”
 - B) Refer to Toilet replacement program in Cell E:5, is Liberty AVR saying they provided 439 fixtures per customer? Please clarify.
 - C) Please describe the type of fixtures Liberty is providing customers in detail.
 - D) Please provide a cost for each fixture.
4. Provide the following data in Microsoft Excel for Park Water and AVR using table below for the Installation of High Efficiency Cloths Washer (HECWs) with So Cal Gas from 2018 to 2023.

² Cal Advocates mirrors Liberty Utilities’ use of the naming convention High Efficiency Cloths Washer when referring to HECWs.

- A) Year
- B) Cost Per Program
- C) # of Customers Participated
- D) # of Fixtures/Rebates Provided to Customers
- E) Amount of Recorded Customers
- F) Future forecast program expenses for year 2025 and 2026.

YEAR	COST PER PROGRAM	# OF CUSTOMERS PARTICIPATED	# OF FIXTURES/REBATES PROVIDED TO CUSTOMERS	AMOUNT OF RECORDED CUSTOMERS	FUTURE FORECAST 2025	FUTURE FORECAST 2026

END REQUEST

2023 Liberty Park Water

1st Quarter	Appointments Missed	Total Number of Scheduled Appointments
	0	38
2nd Quarter	Appointments Missed	Total Number of Scheduled Appointments
	0	32
3rd Quarter	Appointments Missed	Total Number of Scheduled Appointments
	0	20
4th Quarter	Appointments Missed	Total Number of Scheduled Appointments
	0	23

LUAV PUC Annual Report Schedule E-3

Name of Measure, as listed in Decision or Settlement*	Description of Measure	Authorized \$	# of units / activities purchased, provided, performed	\$ per unit, activity, etc.	Total \$ Spent (D x E)	Designated Water Savings per Unit per Year** (AF)	Unit Lifespan**	Estimated Annual Measure Savings ** (AFY) (D x G)	Estimated Lifetime Measure Savings** (AF) (I x H)
Water Wise Water Surveys	<i>Professional Water Audits</i>								
	<i>Residential-Virtual</i>		0						
	<i>Residential-On Site</i>		76	\$ 175	\$ 13,300	0.22	0	17	0
	<i>Residential Yermo-Virtual</i>		0						
Single-Family & Multi- Family High Efficiency Toilet Direct Delivery	<i>Delivered UHET Toilets to LU Customers</i>								
	<i>Apple Valley</i>		267	\$ 484	\$ 129,205	0.02	15	5	72
	<i>Yermo</i>		0						
Smart Irrigation Controller/Nozzle Pilot Program	<i>Retrofit Project Focusing on High-Consumption Users</i>								
	<i>Residential-Controllers</i>		105	\$ 185	\$ 19,381	0.02	20	2	42
	<i>Irrigation Nozzles (Labor & Product)</i>		0						
No Cost Conservation Kits	<i>Provide conservation tools to customers to improve water efficiency. Includes two 1.0 gpm aerators, one 1.5 gpm kitchen aerator, shut off spray nozzle, leak detection tablets, 5 minute shower timers, moisture meter.</i>		81	\$ 7	\$ 559				
	<i>Kitchen Aerator 1.5 gpm</i>		81			0.01	5	0	2
	<i>Bathroom Aerator 1.0 gpm</i>		162			0.01	5	1	5
	<i>Moisture meters</i>		81			-	1	0	0
	<i>Leak detection tablets</i>		81			-	0	0	0
	<i>Shower timers</i>		81			-	1	0	0
	<i>Shut off nozzles</i>		81				1	0	0

YEAR	COST PER PROGRAM	# OF CUSTOMERS PARTICIPATED - High Efficiency Clothes Washer	# OF FIXTURES/REBATES PROVIDED TO CUSTOMERS - Fixtures inclusive of low-flow showerheads, faucet aerators, thermostatic shower valve, and thermostatic tub spouts.
2018	\$15,173.00	51	805
2019	\$29,683.00	100	3621
2020	\$11,255.00	42	1147
2021	\$18,184.00	54	1793
2022	\$36,626.00	92	3891
2023	\$12,322.00	21	1814
2025			
2026			

AMOUNT OF RECORDED CUSTOMERS - total customers	FUTURE FORECAST 2025	FUTURE FORECAST 2026
---	-------------------------	-------------------------

305		
954		
192		
709		
1584		
505		
	\$20,000.00	
		\$20,000.00

ATTACHMENT 2-7

DATA REQUEST RESPONSE KN-010



Liberty Utilities (Park Water) Corp.
9750 Washburn Road
Downey, CA 90241-7002
Tel: 562-923-0711

February 26, 2024

DATA REQUEST RESPONSE

LIBERTY UTILITIES (PARK WATER) CORP.

A.24-01-002

LIBERTY UTILITIES (APPLE VALLEY RANCHOS WATER) CORP.

A.24-01-003

Test Year 2025 General Rate Case

Data Request No.: 010-KN (Conservation)

Requesting Party: Public Advocates Office

Originator: Suliman Ibrahim Suliman.Ibrahim@cpuc.ca.gov
Peter Chau Peter.Chau@cpuc.ca.gov
Katherine Nguyen Katherine.Nguyen@cpuc.ca.gov

Date Received: February 16, 2024

Due Date: February 26, 2024

REQUEST NO. 1:

Please provide Park and AVR's list of conservation programs from 2018 to 2023 by filling out the table below in excel format. Please refer to year 2023 as an example. Note: A "Water Use Efficiency Plan" detailing the conservation program's measures, its costs, and historical number of customer participation may be used to supplement and/or replace the table below.

Year	Conservation Measure	Cost Per Program	# of Customers Participated
2018			
2019			
2020			
2021			
2022			
2023	Showerhead Program	\$xx.xx	XX
	Toilet Replacement Program	\$xx.xx	XX
	Water Audit	\$xx.xx	XX
	WBIC Program	\$xx.xx	XX

- a. For each Utility (Park and AVR) for each active measure in 2022, please provide a detailed breakdown of the cost per program. Please provide the response in excel format.
 - i. Please provide detailed support and documentation to substantiate Liberty Park and AVR's responses above. This includes but is not limited to internal communications and memorandums, vendor quotes and estimates, engineering reports and calculations. Please provide any calculations in Microsoft Excel format with links and formulas intact.

RESPONSE:

Please see the attachments with preface Q1.

This completes the response to Data Request No. 010-KN. If you have any questions, or require additional information, please contact me.

Sincerely,

LIBERTY UTILITIES (PARK WATER) CORP.

/s/ Tiffany Thong

TIFFANY THONG

Manager, Rates and Regulatory Affairs

(562) 923-0711

Tiffany.Thong@libertyutilities.com

Attachments

Liberty A

Year	Conservation Measure	Cost Per Program
2018	Turf Removal Incentive	\$ 45,524.00
	Flo Device	\$ 8,600.00
	Toilet Replacement Program	\$ 64,647.00
	Water Audit	\$ 14,597.00
	Garden Hose Timer	\$ 224.00
	Extreme Water Makeover	\$ 4,306.00
	WBIC Controller	\$ 8,727.00
	Hot Water Recirculating Pump Rebate	\$ 150.00
2019	Toilet Replacement Program	\$ 13,860.00
	Water Audit	\$ 14,581.00
	Garden Hose Timer	\$ 268.00
	Drip Irrigation Kit	\$ 414.00
	Hot Water Recirculating Pump Rebate	\$ 75.00
2020	Conservation Kits	\$ 7,262.00
	WBIC Controller / Irrigation Nozzle	\$ 73,292.00
	Toilet Replacement Program	\$ 82,728.00
	Water Audit	\$ 15,676.00
	School Incentive Program	\$ 11,000.00
2021	Conservation Kits	\$ 7,456.00
	WBIC Controller / Irrigation Nozzle	\$ 14,826.00
	Toilet Replacement Program	\$ 142,146.00
	Water Audit	\$ 6,875.00
	School Incentive Program	\$ 3,611.00
2022	Conservation Kits	\$ 24,937.00
	Toilet Replacement Program	\$ 129,205.00
	Water Audit	\$ 13,300.00
	WBIC Program	\$ 19,381.00
	Rain Barrel Distribution	\$ 10,785.00
	Hot Water Recirculating Pump Rebate	\$ 1,431.00

pple Valley

# of Customers Participated	# of Fixtures/Rebates Provided to Customers
2	2
	20
	439
	291
7	7
1	
45	45
2	2
	43
219	
8	8
18	18
1	1
	510
4	4
	505
44	
1	
	632
	418
	532
41	
1	2
	1156
	267
76	
	105
	222
	12

Year	Conservation Measure	Cost Per Program
2018	Free Conservation Devices	\$ 4,446.56
	CARW Toilet Direct Install Program	\$ 63,755.00
	Toilet Replacement Program (Delivery)	\$ 153,715.00
	Water Audit	\$ 43,209.50
	Rain Barrel Rebate	\$ 160.00
	Multi-Family Retrofit Program	\$ 68,155.00
	CII Incentive Program	\$ 20,000.00
	School Incentive Program	\$ 50,000.00
	Fixture Rebate with SoCal WaterSmart	\$ 8,560.00
	Fixture Rebate with SoCal Gas	\$ 15,173.00
2019	Free Conservation Devices	\$ 7,149.00
	CARW Toilet Direct Install Program	\$ 46,055.00
	Toilet Replacement Program (Delivery)	\$ 69,885.00
	Water Audit	\$ 11,995.00
	WBIC Program	\$ 320.00
	Rain Barrel Rebate	\$ 11,909.00
	CII Incentive Program	\$ 18,500.00
	Turf Removal Rebate	\$ 676.00
	Fixture Rebate with SoCal WaterSmart	\$ 24,933.00
	Fixture Rebate with SoCal Gas	\$ 29,683.00
2020	Conservation Kits	\$ 12,285.00
	CARW Toilet Direct Install Program	\$ 60,628.00
	Toilet Replacement Program (Delivery)	\$ 100,000.00
	Water Audit	\$ 9,075.00
	Rain Barrel Distribution	\$ 16,368.00
	Fixture Rebate with SoCal Gas	\$ 11,255.00
2021	Conservation Kits	\$ 7,155.00
	Toilet Replacement Program	\$ 44,568.00
	Water Audit	\$ 9,950.00
	WBIC Program	\$ 1,025.00
	Rain Barrel Distribution	\$ 8,026.00
	Fixture Rebate with SoCal Gas	\$ 18,184.00
2022	Conservation Kits	\$ 19,894.61
	Toilet Replacement Program	\$ 91,554.00
	Water Audit	\$ 11,900.00
	Rain Barrel Distribution	\$ 29,948.66
	Hot Water Recirculating Pump Rebate	\$ 350.00
	Fixture Rebate with SoCal Gas	\$ 36,626.00

Note: Amounts shown exclude public information and outreach.

Dark Water

# of Customers Participated	# of Fixtures/Rebates Provided to Customers
	3936
	216
	611
209	8
	220
1	80
1	
	91
51	
<hr/>	
	3500
	114
	300
68	
4	4
	250
1	74
1	
	316
100	
<hr/>	
	452
	162
	370
40	
	331
42	
<hr/>	
	120
128	163
62	
2	2
	112
54	
<hr/>	
	1150
136	203
68	
	474
2	2
78	2452
<hr/>	

LIBERTY UTILITIES - APPLE VALLEY

**HIGH EFFICIENCY TOILET
DELIVERY & INSTALL
2022 PROGRAM**



proposal



EcoTechServices, Inc.

2143 S. Myrtle Ave, Monrovia, CA 91016
www.EcoTechServices.net
626.335.1500



816 N Todd Ave.
Azusa, CA 91702
www.ecotechservices.net

Malcolm McLaren, President
(626) 733-2056
mmclaren@ecotechservices.net

Type of Business: Corporation / California

Business License: BUS2015-00452 / issued by City of Monrovia

Federal Tax Identification Number: 45-4731434



License #988204

THE ECOTECH ADVANTAGE

- Turnkey Program Solutions
- Dedicated Manager Assigned to Project
- Fully Staffed Customer Service Department
- Certified Field Technicians
- Company Uniforms & ID Badges
- Branded Fleet Vehicles w/ Logos & Phone #
- Dependable Track Record
- No 1099's, No Up-Sales

Our goal as your contractor is to be the least of your worries. When it comes to project management, you as our client come first. We use the goal and the spirit of your project in all of our decision making.

CONTENTS

*Liberty Utilities - Apple Valley
High-Efficiency Toilet Delivery & Install Program*

LETTER OF TRANSMITTAL	04
SCOPE OF WORK	05
PROPOSED COST	11
PRODUCT SPECIFICATIONS	15



LETTER OF TRANSMITTAL

December 20, 2021

Norma Armenta
Water Conservation Coordinator
Liberty Utilities
760-240-8329
norma.armenta@libertyutilities.com

EcoTech Services, Inc. (EcoTech) is proud to submit this proposal to Liberty Utilities (Liberty) to provide a turnkey high-efficiency toilet distribution program for their customers. We applaud your commitment to water conservation.

With over seven years of experience in the water conservation industry, EcoTech is well positioned to provide cost-effective and successful solutions to Liberty. EcoTech has maintained a long tradition of promoting water conservation and has created and managed a wide variety of multi-faceted programs.

Throughout this proposal, EcoTech will reveal its familiarity with the scope of work required for a successful toilet distribution program and the company's capability of performing timely and quality work to achieve Liberty's objectives.

I am authorized to bind my company to this proposal, which includes the facts and figures herein.

Sincerely,



Malcolm McLaren, President & Director of Operations
EcoTech Services, Inc.
816 N Todd Ave., Azusa CA, 910702
Cell: (626) 733-2056
E-Mail: mmclaren@ecotechservices.net

Scope of Work

EcoTech hereby proposes to administer a High-Efficiency Toilet (HET) distribution program (Program) on behalf of Liberty Utilities to provide water-saving devices at no cost.

There are two different proposed approaches to how these products can be distributed; a delivery option and an installation option. EcoTech has extensive experience with both approaches and they can be implemented separately or in combination with each other at Liberty's discretion. The following further details these approaches and the tasks EcoTech shall undertake to successfully implement the Program.

Program Marketing & Participant Procurement

- Liberty will be responsible for the development and distribution of marketing materials. EcoTech can provide marking material for an additional fee.
- EcoTech will provide a toll-free phone number to be included in Program marketing. The toll-free line shall be staffed by EcoTech's bilingual customer service team during regular business hours.
- For an additional cost, EcoTech is happy to offer a dedicated Program page on EcoTech's website where customers can be directed to review Program information, eligibility requirements, the release of liability, product spec sheets, and FAQs. This web page would also allow customers to apply for the program online. All online application information is securely sent to EcoTech's customer service team for follow-up. Cost will be dependent on discussion with Liberty about extent of webpage design.

Customer Service

- EcoTech will provide bilingual (English/Spanish) customer service representatives on a toll-free line to assist customers. Representatives will be available Monday through Friday from 9:00 a.m. to 4:30 p.m. Dates and times may be subject to change throughout the holidays.
- During business after-hours, a greeting will be set up to accept customer's messages in both English and Spanish. On non business days an automated greeting will be set up to inform the customer of EcoTech's closure. All call-backs and resolutions taken will be recorded in EcoTech's Program database.
- Customer service representatives will explain the Program in more detail and confirm specific information related to participation and eligibility requirements. Customer service will provide basic product information, brand name, model number, and GPF. If necessary, customer service can direct customers to the manufactures website for a detailed cut sheet. All customer questions will be politely addressed.
- EcoTech will be responsible for receiving service calls for any damaged or defective product and if covered under EcoTech's warranty, shall provide replacement parts to customers in a timely manner.
- EcoTech prides itself on the ability to provide a quick response and resolution to any situation that may arise. Any emergencies that should arise will take priority.
- Service calls and actions taken to resolve issues shall be logged in EcoTech's Program database for reference.



Product Procurement

- EcoTech is responsible for product purchasing and procurement. The items included with each HET set includes: toilet bowl, tank, toilet seat, wax ring, and flange bolts.
- Please refer to the “Product Specifications” section to view selected HET models to be used in this Program.

Data Collection & Management

- EcoTech shall use a Product Release Form to capture each participant’s information, including the following:
 - Contact information (i.e. name, address, phone, account number and pre- qualification information)
 - Product distribution information
 - Warranty/replacement part information for the new toilets being distributed
 - Release of liability and agreement to participation guidelines
- Data collection forms, in triplicate, have already been developed by EcoTech and are available at no additional cost. If Liberty requests a customized form for this Program, EcoTech shall provide a cost estimate for the development of the custom form requested.
- **EcoTech shall collect and store all Program information in a robust and secure cloud based database dedicated to the Program.** This cloud based system allows seamless customer management and central data storage from initial contact to the final customer follow-up visit.
- All Program forms shall be scanned for digital storage.
- After data entry and end of warranty period, physical Program forms will become the property and responsibility of Liberty. EcoTech is happy to shred these forms to protect customer confidentiality at Liberty’s request.

Program Reporting & Invoicing

- EcoTech will provide detailed monthly reports to include customer and toilet delivery information, as well as any other data points requested.
- All program reporting data will be stored in EcoTech’s cloud based database which can easily be exported for reports on a monthly basis or at any time upon request.
- Invoices will also be submitted on a monthly basis. An electronic copy of invoices and an electronic copy of the Program database will be forwarded via email to Liberty’s Program Manager for review and approval.

Rescheduled Appointments

Unfortunately, in programs like this where the customer receives something for free they do not always honor their commitment to be present during their Program appointment. A customer may miss their appointment completely and EcoTech does not have a safe location to leave the toilet. Whenever EcoTech arrives at a home and the appointment needs to be rescheduled, EcoTech will need to charge a fee to compensate for administration, fuel and labor expenses. A customer will only be able to miss one appointment before they will be dropped from the program.

Rush Customer

EcoTech will make availability for rush customers when needed. Rush customers will cost an extra fee; see fee schedule for more information. A customer is considered a rush if EcoTech must deliver with less than 72-hour notice or if the route has less than five toilets.



Safety

- EcoTech has policies in place to ensure the up-most safety throughout the entirety of the Program.
- All field technicians are required to wear branded EcoTech apparel to identify them as contractor personnel.
- Before the program starts, EcoTech will conduct a group activity hazard analysis (AHA) meeting with technicians to identify common safety concerns that an employee might encounter during the course of this program, such as dogs, traffic, improper lifting and how to avoid them.
- EcoTech will hold a mandatory weekly safety meeting for the program field employees on appropriate topics to reinforce the safety hazards identified at the AHA meeting.

Toilet Delivery Option

- Customer service representatives will contact approved customers directly to schedule product delivery appointments.
- A daily delivery route will be created and EcoTech technicians will drop off toilets at multiple customers' homes per day. Daily delivery volume will depend on participation levels and route proximity.
- EcoTech will not be responsible for pick-up and disposal of old toilets. EcoTech representatives will suggest for customers to contact their refuse company to request a bulky item pick-up.
- The warranty period for a toilet delivery shall be fourteen (14) days. In this time the customer can exchange any damaged or incorrect product for a replacement. Manufacture warranty for product will cover one (1) year from purchase date. If needed EcoTech can provide this information to the customer if they must go through a manufacture warranty process.
- During the delivery process a customer will only be able to miss one appointment before they will be dropped from the program.

Toilet Installation Option

Assessment

- EcoTech shall conduct a home inspection to assess the home's current toilets, including the gallons per flush (GPF), and conditions of the home's restroom to determine qualification status.
- EcoTech will gather rough-in measurements of each toilet, the distance between the wall behind the toilet and the bolts that hold the toilet down. They will also record measurements for restrooms that have a vanity or obstructions directly over the toilet.
- EcoTech shall attempt to visually inspect for water damage, damaged flanges, leaking valves and supply lines.
- Assessment information will determine which toilet model best fits the restroom and if any repairs need to be completed prior to or during installation of the new toilet.

Existing Toilet Removal

- EcoTech will remove the existing toilet(s) and place it in a location designated by the customer.
- The customer is responsible for calling their trash company to schedule a pickup for the old toilet. EcoTech is not responsible for disposing of old toilets.
- EcoTech will clean the area under the toilet as best as possible and vacuum any debris as a courtesy.



New HET Installation

- EcoTech will inform the customer of the work that will be done to complete the installation. If the technician runs into any issues during the installation that were not detectable during the assessment they will inform the customer.
- EcoTech will install the new selected high-efficiency toilet (HET) following all industry standards.
- All materials will be brand new, including the 100% wax ring, solid brass bolts, and PVC flange spacers.
- During the course of the installation EcoTech will mark specific internal parts of the toilet with colored paint pens to assist in the event of future over-the-phone technical assistance.
- Caulk or “DAP” installed around the toilet edge where it meets the floor is optional at customer’s preference. Caulk is a cosmetic choice and has no impact on toilet functionality or quality of installation.

Customer Education

- EcoTech will educate the customer about their new toilet, explaining the difference between the old toilet and the new toilet, how to use the angle water stop, adjust the tank water height and any other product specific information.
- The manufacturer’s product instruction manual will be given to the customer.
- EcoTech will demonstrate to the customer that the toilet is working properly before leaving.

Repairs

During the course of the assessment or the toilet installation there are two very common repairs that may need to be performed in order to successfully install the new high efficiency toilet. These two repairs are the flange and the water angle stop.

Flange Repairs

The flange is a vital piece of plumbing for toilet installations. A flange secures the toilet to the floor and provides the mating piece to one side of the wax ring seal. Over several years the flange can break, come loose or wear away due to rust from improper hardware. If EcoTech notices during an assessment that a leak is coming from the bottom of the toilet bowl or the toilet rocks back and forth it is usually due to a broken flange. Over time this leak can cause extensive water damage to the floor and sub floor. After the existing toilet is removed the technician will be able to visually inspect the flange for problems. A new toilet cannot be installed on a broken flange due to liability issues. If a flange needs to be repaired, EcoTech will use an appropriate repair kit to make the repair whenever possible. If a flange has been broken for an extended amount of time the resulting water damage can make the safe installation of a new toilet impossible. Water damage repair to a floor is outside of the scope of work EcoTech can perform. It is the homeowner’s responsibility to hire a third-party professional to perform this kind of extensive repair.

Angle Stop Repairs

Behind every toilet there is a valve that can manually turn the water supply on and off without a tool. Over the years this can freeze up and can no longer be turned or the gaskets can fail, which will cause a leak. EcoTech will replace any angle stop that is determined to be faulty. Old angle stops that are one piece with hard copper supply pipe will also need to be replaced because these units cannot be used with newer toilets. *Note: it is not required to replace the angle stop to change the toilet if EcoTech can shut the water off to the water meter at the street. However, since most homeowners do not have the tools to do this themselves if their toilet ever keeps running in the future it is best to leave the home with a functioning angle stop.*



Service Calls

During the course of the Program there may be several instances where the customer requests for a service call:

- In the case of normal wear and tear to the product, EcoTech is not responsible for any repairs or replacements.
- Any issues that fall under EcoTech's warranty will be addressed at no cost to Liberty.
- In the case of an issue with the toilet that is not covered by EcoTech's warranty, EcoTech will first contact Liberty for approval before sending a technician to the home. If a technician is sent to the home at the Liberty's approval, EcoTech will bill for a Service Call.

Optional Add-On Services

EcoTech is able to offer several additional services to Liberty for this program. The price for each service is listed below in the Proposed Cost.

Three Year Water-Use History Report - Using water-use data provided by Liberty, EcoTech can produce and deliver a three year water-use history report to each customer participating in the program. These reports give the customer a better sense of their own water-use and how conservation measures that are focused on landscape can truly contribute to water savings.

Installation Verification - Due to the current risk of exposure to COVID-19, in-person inspections at customers' homes will not be possible. In the event that Liberty needs to conduct installation verifications, EcoTech will arrange for the collection of before and after photographs from the customer.



WARRANTY

EcoTech Services Product Warranty


- EcoTech warrants the product used during installation for a period of one (1) year of normal use.
- EcoTech's warranty *does not* cover normal wear and tear, cosmetic damage post-installation sign-off, staining, toilet malfunction diagnostic post-installation sign-off, a “running” toilet or flushing problems.
- EcoTech will have the right to inspect the areas at issue to determine the cause of the alleged defects. If the defects are determined to be within the scope of the workmanship warranty, EcoTech will make the necessary repairs at EcoTech's expense.

Manufacturer's Limited Warranty

- Manufacturer's warranty will differ with each manufacturer and product.
- Program participants are given manufacturer's product literature and owner's manual, which will contain warranty information.
- After EcoTech's one (1) year product warranty has expired it is the program participant's responsibility to contact the manufacturer for any warranty issues.



Proposed Cost



This cost proposal includes all tasks and deliverables listed in the Scope of Work. The cost per unit below is all inclusive of taxes and overhead associated with product purchasing and program administration. One toilet set includes one of each of the following: bowl, tank, toilet seat, wax ring, and set of flange bolts. Further details are available in the Product Specifications section.

For multi-year contracts, a minimum of 5% cost increase will be added each year during the life of the contract.

Product pricing is subject to changes to EcoTech's distributor's pricing

TOILET DELIVERY OPTION			
<i>Model</i>	<i>Product</i>	<i>Delivery</i>	<i>Total Cost per Device</i>
Niagara ENS12 (ADA)	\$ 175		\$ 255
Niagara RNS10	\$ 200	\$ 80	\$ 280
Niagara RNS12	\$ 205		\$ 285

**Niagra Brand is preferred product and shall not be substituted without agency approval*

Misc. Costs

Rescheduled Appointment Fee	\$ 50 <i>per home</i>
Rush Customer Fee	\$180 <i>per home</i>
Yermo Service Area Additional Fee**	\$15 <i>per device</i>

**pricing is based off of having an average 16 toilets per daily route*

***Yermo pricing is based on a merged route with Apple Valley toilet deliveries*



TOILET INSTALLATION OPTION

<i>Model</i>	<i>Assessment</i>	<i>Product</i>	<i>Installation</i>	<i>Total Cost per Device</i>
Niagara ENS12		\$175		\$ 440
Niagara RNS10	\$ 70	\$200	\$195	\$ 465
Niagara RNS12		\$205		\$ 470

**Niagara Brand is preferred product and shall not be substituted without agency approval*

MISC. COSTS

Reschedule Fee	\$105 per home
Rush Customer Fee	\$170 per home
Dropout Fee (can't install)	\$100 per home
Service Call Inspection	\$130 per home
Yermo Service Area Additional Fee**	\$15 per device

REPAIR COSTS

Flange	\$150 per toilet
Angle Stop (only if required to install the toilet)	\$80 per toilet

**pricing is based off of having an average 3 installs per day*

***Yermo pricing is based on a merged route with Apple Valley toilet installations*



OPTIONAL ADD-ON SERVICES

SERVICE	COST
Three Year Water-Use History Report (per customer)	\$20
*Marketing Material cost does not include printing or dissemination of the collateral designed.	



Contract Terms and Conditions

This agreement states the terms and conditions under which EcoTech Services, Inc. (EcoTech) will provide high-efficiency toilet delivery and installation to Liberty Utilities.

- 1. NET 30 PAYMENT:** EcoTech shall invoice LU on the first day of each month for past services rendered. LU agrees to pay the amount invoiced in full within (thirty) 30 days.
- 2. LIABILITY:** It is understood between the parties that EcoTech is an independent contractor and that LU assumes no liability to EcoTech or EcoTech's employees, unless such injury is caused by LU's negligence. It is further understood that EcoTech is not liable for any damage of any kind that is not caused by the negligence of EcoTech, its agents or employees.
- 3. TERMINATION:** This Agreement may be terminated by either party by giving written notice not less than thirty (30) days in advance. A terminated agreement will be prorated to the remaining days after written notice is received. It is understood that the contractor need not perform any work, nor give any notice to terminate, if LU refuses to pay as specified above.
- 4.** If during the course of the program material cost increase more than 5% a change order will be required to continue with the program.

LIBERTY UTILITIES REPRESENTATIVE

Signature

Date

Print

For payment, checks must be made payable to EcoTech Services, Inc. Any payment or billing questions should be directed to:

Veronica Quezada
Director of Accounting
vquezada@ecotechservices.net
626-788-5652



Product Specifications



ENS12

THE ORIGINAL™ 0.8 GPF SINGLE FLUSH TOILET

Elongated Bowl with 12" Rough-In

FEATURES

- Quiet, powerful flush delivered with a patented Stealth flush chamber and air transfer system
- Reliable standard Fluidmaster fill valve
- One flush thoroughly evacuates the bowl every time, eliminating double flushing
- Smooth, low friction ceramic surface helps achieve a clear bowl every time
- Two-piece toilet
- Stylish, inconspicuous and durable flush button
- EZ Height design makes it easier to sit and stand
- No flapper to cause leakage

SPECIFICATIONS



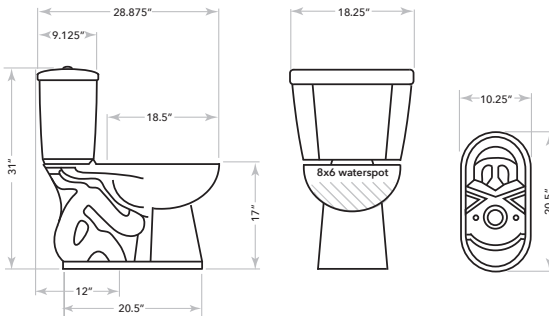
Materials: Vitreous China

Finish Color: White

ASME Certification: A112.19.2

CSA Certification: B45.1

MEASUREMENTS



BULK PACKAGING

N7717 Elongated Bowl

UPC Code 732291771733

Packaging Type Kraft Corrugated

Packaging Dimensions 16" W
17.5" H
29.5" D

Packaging Weight 53 lbs

Skid Quantity 18 or 12

N7714 Tank

UPC Code 732291771429

Packaging Type Kraft Corrugated

Packaging Dimensions 9.5" W
17" H
19" D

Packaging Weight 37 lbs

Skid Quantity 30

*LIMITED LIFETIME WARRANTY on vitreous china products. Toilet tank trim: fill valve and flush valve assembly and plumbing fittings are warranted for a period of ten (10) years to the purchaser from the date of purchase. Call Niagara for complete warranty details.

CORPORATE HQ 1200 Lakeside Parkway, Suite 450, Flower Mound, Texas 75028 USA
© 2018 Niagara Conservation May 8, 2018 2:15 PM

(t) 800.831.8383 (p) 817.391.0800 (f) 682.200.6962 (e) info@niagaracorp.com

niagaracorp.com





RNS10

THE ORIGINAL™

0.8 GPF SINGLE FLUSH TOILET

Round Bowl with 10" Rough-In

FEATURES

- Quiet, powerful flush delivered with a patented Stealth flush chamber and air transfer system
- Reliable standard Fluidmaster fill valve
- One flush thoroughly evacuates the bowl every time, eliminating double flushing
- Smooth, low friction ceramic surface helps achieve a clear bowl every time
- Two-piece toilet
- Stylish, inconspicuous and durable flush button
- EZ Height design makes it easier to sit and stand
- No flapper to cause leakage

SPECIFICATIONS



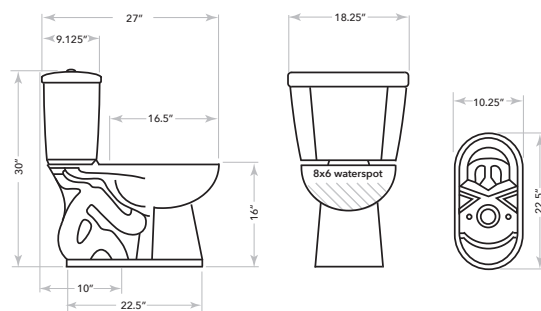
Materials: Vitreous China

Finish Color: White

ASME Certification: A112.19.2

CSA Certification: B45.1

MEASUREMENTS



BULK PACKAGING

N7726RB Round Bowl	
UPC Code	732291772600
Packaging Type	Kraft Corrugated
Packaging Dimensions	15.5" W 16.5" H 27.5" D
Packaging Weight	50 lbs
Skid Quantity	18 or 12
N7714 Tank	
UPC Code	732291771429
Packaging Type	Kraft Corrugated
Packaging Dimensions	9.5" W 17" H 19" D
Packaging Weight	37 lbs
Skid Quantity	30

*LIMITED LIFETIME WARRANTY on vitreous china products. Toilet tank trim: fill valve and flush valve assembly and plumbing fittings are warranted for a period of ten (10) years to the purchaser from the date of purchase. Call Niagara Conservation™ for complete warranty details.

CORPORATE HQ 1200 Lakeside Parkway, Suite 450, Flower Mound, Texas 75028 USA
© 2018 Niagara Conservation October 5, 2018 10:13 AM

To place an order, please contact:
(t) 800.831.8383 (p) 817.391.0800 (f) 682.200.6962 (e) info@niagaracorp.com
niagaracorp.com





RNS12

THE ORIGINAL™

0.8 GPF SINGLE FLUSH TOILET

Round Bowl with 12" Rough-In

FEATURES

- Quiet, powerful flush delivered with a patented Stealth flush chamber and air transfer system
- Reliable standard Fluidmaster fill valve
- One flush thoroughly evacuates the bowl every time, eliminating double flushing
- Smooth, low friction ceramic surface helps achieve a clear bowl every time
- Two-piece toilet
- Stylish, inconspicuous and durable flush button
- EZ Height design makes it easier to sit and stand
- No flapper to cause leakage

SPECIFICATIONS



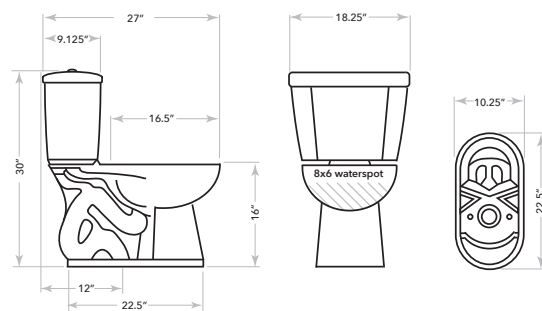
Materials: Vitreous China

Finish Color: White

ASME Certification: A112.19.2

CSA Certification: B45.1

MEASUREMENTS



BULK PACKAGING

N7716 Round Bowl	
UPC Code	732291771641
Packaging Type	Kraft Corrugated
Packaging Dimensions	15.5" W 16.5" H 27.5" D
Packaging Weight	50 lbs
Skid Quantity	18 or 12
N7714 Tank	
UPC Code	732291771429
Packaging Type	Kraft Corrugated
Packaging Dimensions	9.5" W 17" H 19" D
Packaging Weight	37 lbs
Skid Quantity	30

*LIMITED LIFETIME WARRANTY on vitreous china products. Toilet tank trim: fill valve and flush valve assembly and plumbing fittings are warranted for a period of ten (10) years to the purchaser from the date of purchase. Call Niagara Conservation™ for complete warranty details.

CORPORATE HQ 1200 Lakeside Parkway, Suite 450, Flower Mound, Texas 75028 USA
© 2018 Niagara Conservation October 5, 2018 10:13 AM

To place an order, please contact:
(t) 800.831.8383 (p) 817.391.0800 (f) 682.200.6962 (e) info@niagaracorp.com
niagaracorp.com



LIBERTY UTILITIES - PARK WATER

**HIGH EFFICIENCY TOILET
DELIVERY & INSTALL
2022 PROGRAM**



proposal



EcoTechServices, Inc.

2143 S. Myrtle Ave, Monrovia, CA 91016
www.EcoTechServices.net
626.335.1500



816 N Todd Ave.
Azusa, CA 91702
www.ecotechservices.net

Malcolm McLaren, President
(626) 733-2056
mmclaren@ecotechservices.net

Type of Business: Corporation / California

Business License: BUS2015-00452 / issued by City of Monrovia

Federal Tax Identification Number: 45-4731434



License #988204

THE ECOTECH ADVANTAGE

- Turnkey Program Solutions
- Dedicated Manager Assigned to Project
- Fully Staffed Customer Service Department
- Certified Field Technicians
- Company Uniforms & ID Badges
- Branded Fleet Vehicles w/ Logos & Phone #
- Dependable Track Record
- No 1099's, No Up-Sales

Our goal as your contractor is to be the least of your worries. When it comes to project management, you as our client come first. We use the goal and the spirit of your project in all of our decision making.

CONTENTS

*Liberty Utilities - Park Water
High-Efficiency Toilet Delivery & Install Program*

LETTER OF TRANSMITTAL	04
SCOPE OF WORK	05
PROPOSED COST	11
PRODUCT SPECIFICATIONS	15



LETTER OF TRANSMITTAL

December 21, 2021

Sarah Rae
Water Efficiency Manager
Liberty Utilities
(562) 419-3213
Sarah.Rae@libertyutilities.com

EcoTech Services, Inc. (EcoTech) is proud to submit this proposal to Liberty Utilities (Liberty) to provide a turnkey high-efficiency toilet distribution program for their customers. We applaud your commitment to water conservation.

With over seven years of experience in the water conservation industry, EcoTech is well positioned to provide cost-effective and successful solutions to Liberty. EcoTech has maintained a long tradition of promoting water conservation and has created and managed a wide variety of multi-faceted programs.

Throughout this proposal, EcoTech will reveal its familiarity with the scope of work required for a successful toilet distribution program and the company's capability of performing timely and quality work to achieve Liberty's objectives.

I am authorized to bind my company to this proposal, which includes the facts and figures herein.

Sincerely,



Malcolm McLaren, President & Director of Operations
EcoTech Services, Inc.
816 N Todd Ave., Azusa CA, 910702
Cell: (626) 733-2056
E-Mail: mmclaren@ecotechservices.net

Scope of Work

EcoTech hereby proposes to administer a High-Efficiency Toilet (HET) distribution program (Program) on behalf of Liberty Utilities to provide water-saving devices at no cost.

There are two different proposed approaches to how these products can be distributed; a delivery option and an installation option. EcoTech has extensive experience with both approaches and they can be implemented separately or in combination with each other at Liberty's discretion. The following further details these approaches and the tasks EcoTech shall undertake to successfully implement the Program.

Program Marketing & Participant Procurement

- Liberty will be responsible for the development and distribution of marketing materials. EcoTech can provide marking material for an additional fee.
- EcoTech will provide a toll-free phone number to be included in Program marketing. The toll-free line shall be staffed by EcoTech's bilingual customer service team during regular business hours.
- For an additional cost, EcoTech is happy to offer a dedicated Program page on EcoTech's website where customers can be directed to review Program information, eligibility requirements, the release of liability, product spec sheets, and FAQs. This web page would also allow customers to apply for the program online. All online application information is securely sent to EcoTech's customer service team for follow-up. Cost will be dependent on discussion with Liberty about extent of webpage design.

Customer Service

- EcoTech will provide bilingual (English/Spanish) customer service representatives on a toll-free line to assist customers. Representatives will be available Monday through Friday from 9:00 a.m. to 4:30 p.m. Dates and times may be subject to change throughout the holidays.
- During business after-hours, a greeting will be set up to accept customer's messages in both English and Spanish. On non business days an automated greeting will be set up to inform the customer of EcoTech's closure. All call-backs and resolutions taken will be recorded in EcoTech's Program database.
- Customer service representatives will explain the Program in more detail and confirm specific information related to participation and eligibility requirements. Customer service will provide basic product information, brand name, model number, and GPF. If necessary, customer service can direct customers to the manufactures website for a detailed cut sheet. All customer questions will be politely addressed.
- EcoTech will be responsible for receiving service calls for any damaged or defective product and if covered under EcoTech's warranty, shall provide replacement parts to customers in a timely manner.
- EcoTech prides itself on the ability to provide a quick response and resolution to any situation that may arise. Any emergencies that should arise will take priority.
- Service calls and actions taken to resolve issues shall be logged in EcoTech's Program database for reference.



Product Procurement

- EcoTech is responsible for product purchasing and procurement. The items included with each HET set includes: toilet bowl, tank, toilet seat, wax ring, and flange bolts.
- Please refer to the “Product Specifications” section to view selected HET models to be used in this Program.

Data Collection & Management

- EcoTech shall use a Product Release Form to capture each participant’s information, including the following:
 - Contact information (i.e. name, address, phone, account number and pre- qualification information)
 - Product distribution information
 - Warranty/replacement part information for the new toilets being distributed
 - Release of liability and agreement to participation guidelines
- Data collection forms, in triplicate, have already been developed by EcoTech and are available at no additional cost. If Liberty requests a customized form for this Program, EcoTech shall provide a cost estimate for the development of the custom form requested.
- **EcoTech shall collect and store all Program information in a robust and secure cloud based database dedicated to the Program.** This cloud based system allows seamless customer management and central data storage from initial contact to the final customer follow-up visit.
- All Program forms shall be scanned for digital storage.
- After data entry and end of warranty period, physical Program forms will become the property and responsibility of Liberty. EcoTech is happy to shred these forms to protect customer confidentiality at Liberty’s request.

Program Reporting & Invoicing

- EcoTech will provide detailed monthly reports to include customer and toilet delivery information, as well as any other data points requested.
- All program reporting data will be stored in EcoTech’s cloud based database which can easily be exported for reports on a monthly basis or at any time upon request.
- Invoices will also be submitted on a monthly basis. An electronic copy of invoices and an electronic copy of the Program database will be forwarded via email to Liberty’s Program Manager for review and approval.

Rescheduled Appointments

Unfortunately, in programs like this where the customer receives something for free they do not always honor their commitment to be present during their Program appointment. A customer may miss their appointment completely and EcoTech does not have a safe location to leave the toilet. Whenever EcoTech arrives at a home and the appointment needs to be rescheduled, EcoTech will need to charge a fee to compensate for administration, fuel and labor expenses. A customer will only be able to miss one appointment before they will be dropped from the program.

Rush Customer

EcoTech will make availability for rush customers when needed. Rush customers will cost an extra fee; see fee schedule for more information. A customer is considered a rush if EcoTech must deliver with less than 72-hour notice or if the route has less than five toilets.



Safety

- EcoTech has policies in place to ensure the up-most safety throughout the entirety of the Program.
- All field technicians are required to wear branded EcoTech apparel to identify them as contractor personnel.
- Before the program starts, EcoTech will conduct a group activity hazard analysis (AHA) meeting with technicians to identify common safety concerns that an employee might encounter during the course of this program, such as dogs, traffic, improper lifting and how to avoid them.
- EcoTech will hold a mandatory weekly safety meeting for the program field employees on appropriate topics to reinforce the safety hazards identified at the AHA meeting.

Toilet Delivery Option

- Customer service representatives will contact approved customers directly to schedule product delivery appointments.
- A daily delivery route will be created and EcoTech technicians will drop off toilets at multiple customers' homes per day. Daily delivery volume will depend on participation levels and route proximity.
- EcoTech will not be responsible for pick-up and disposal of old toilets. EcoTech representatives will suggest for customers to contact their refuse company to request a bulky item pick-up.
- The warranty period for a toilet delivery shall be fourteen (14) days. In this time the customer can exchange any damaged or incorrect product for a replacement. Manufacture warranty for product will cover one (1) year from purchase date. If needed EcoTech can provide this information to the customer if they must go through a manufacture warranty process.
- During the delivery process a customer will only be able to miss one appointment before they will be dropped from the program.

Toilet Installation Option

Assessment

- EcoTech shall conduct a home inspection to assess the home's current toilets, including the gallons per flush (GPF), and conditions of the home's restroom to determine qualification status.
- EcoTech will gather rough-in measurements of each toilet, the distance between the wall behind the toilet and the bolts that hold the toilet down. They will also record measurements for restrooms that have a vanity or obstructions directly over the toilet.
- EcoTech shall attempt to visually inspect for water damage, damaged flanges, leaking valves and supply lines.
- Assessment information will determine which toilet model best fits the restroom and if any repairs need to be completed prior to or during installation of the new toilet.

Existing Toilet Removal

- EcoTech will remove the existing toilet(s) and place it in a location designated by the customer.
- The customer is responsible for calling their trash company to schedule a pickup for the old toilet. EcoTech is not responsible for disposing of old toilets.
- EcoTech will clean the area under the toilet as best as possible and vacuum any debris as a courtesy.



New HET Installation

- EcoTech will inform the customer of the work that will be done to complete the installation. If the technician runs into any issues during the installation that were not detectable during the assessment they will inform the customer.
- EcoTech will install the new selected high-efficiency toilet (HET) following all industry standards.
- All materials will be brand new, including the 100% wax ring, solid brass bolts, and PVC flange spacers.
- During the course of the installation EcoTech will mark specific internal parts of the toilet with colored paint pens to assist in the event of future over-the-phone technical assistance.
- Caulk or “DAP” installed around the toilet edge where it meets the floor is optional at customer’s preference. Caulk is a cosmetic choice and has no impact on toilet functionality or quality of installation.

Customer Education

- EcoTech will educate the customer about their new toilet, explaining the difference between the old toilet and the new toilet, how to use the angle water stop, adjust the tank water height and any other product specific information.
- The manufacturer’s product instruction manual will be given to the customer.
- EcoTech will demonstrate to the customer that the toilet is working properly before leaving.

Repairs

During the course of the assessment or the toilet installation there are two very common repairs that may need to be performed in order to successfully install the new high efficiency toilet. These two repairs are the flange and the water angle stop.

Flange Repairs

The flange is a vital piece of plumbing for toilet installations. A flange secures the toilet to the floor and provides the mating piece to one side of the wax ring seal. Over several years the flange can break, come loose or wear away due to rust from improper hardware. If EcoTech notices during an assessment that a leak is coming from the bottom of the toilet bowl or the toilet rocks back and forth it is usually due to a broken flange. Over time this leak can cause extensive water damage to the floor and sub floor. After the existing toilet is removed the technician will be able to visually inspect the flange for problems. A new toilet cannot be installed on a broken flange due to liability issues. If a flange needs to be repaired, EcoTech will use an appropriate repair kit to make the repair whenever possible. If a flange has been broken for an extended amount of time the resulting water damage can make the safe installation of a new toilet impossible. Water damage repair to a floor is outside of the scope of work EcoTech can perform. It is the homeowner’s responsibility to hire a third-party professional to perform this kind of extensive repair.

Angle Stop Repairs

Behind every toilet there is a valve that can manually turn the water supply on and off without a tool. Over the years this can freeze up and can no longer be turned or the gaskets can fail, which will cause a leak. EcoTech will replace any angle stop that is determined to be faulty. Old angle stops that are one piece with hard copper supply pipe will also need to be replaced because these units cannot be used with newer toilets. *Note: it is not required to replace the angle stop to change the toilet if EcoTech can shut the water off to the water meter at the street. However, since most homeowners do not have the tools to do this themselves if their toilet ever keeps running in the future it is best to leave the home with a functioning angle stop.*



Service Calls

During the course of the Program there may be several instances where the customer requests for a service call:

- In the case of normal wear and tear to the product, EcoTech is not responsible for any repairs or replacements.
- Any issues that fall under EcoTech's warranty will be addressed at no cost to Liberty.
- In the case of an issue with the toilet that is not covered by EcoTech's warranty, EcoTech will first contact Liberty for approval before sending a technician to the home. If a technician is sent to the home at the Liberty's approval, EcoTech will bill for a Service Call.

Optional Add-On Services

EcoTech is able to offer several additional services to Liberty for this program. The price for each service is listed below in the Proposed Cost.

Three Year Water-Use History Report - Using water-use data provided by Liberty, EcoTech can produce and deliver a three year water-use history report to each customer participating in the program. These reports give the customer a better sense of their own water-use and how conservation measures that are focused on landscape can truly contribute to water savings.

Installation Verification - Due to the current risk of exposure to COVID-19, in-person inspections at customers' homes will not be possible. In the event that Liberty needs to conduct installation verifications, EcoTech will arrange for the collection of before and after photographs from the customer.



WARRANTY

EcoTech Services Product Warranty


- EcoTech warrants the product used during installation for a period of one (1) year of normal use.
- EcoTech's warranty *does not* cover normal wear and tear, cosmetic damage post-installation sign-off, staining, toilet malfunction diagnostic post-installation sign-off, a “running” toilet or flushing problems.
- EcoTech will have the right to inspect the areas at issue to determine the cause of the alleged defects. If the defects are determined to be within the scope of the workmanship warranty, EcoTech will make the necessary repairs at EcoTech's expense.

Manufacturer's Limited Warranty

- Manufacturer's warranty will differ with each manufacturer and product.
- Program participants are given manufacturer's product literature and owner's manual, which will contain warranty information.
- After EcoTech's one (1) year product warranty has expired it is the program participant's responsibility to contact the manufacturer for any warranty issues.



Proposed Cost



This cost proposal includes all tasks and deliverables listed in the Scope of Work. The cost per unit below is all inclusive of taxes and overhead associated with product purchasing and program administration. One toilet set includes one of each of the following: bowl, tank, toilet seat, wax ring, and set of flange bolts. Further details are available in the Product Specifications section.

For multi-year contracts, a minimum of 5% cost increase will be added each year during the life of the contract.

Product pricing is subject to changes to EcoTech's distributor's pricing

TOILET DELIVERY OPTION			
<i>Model</i>	<i>Product</i>	<i>Delivery</i>	<i>Total Cost per Device</i>
Niagara ENS12 (ADA)	\$ 175		\$ 240
Niagara RNS10	\$ 200	\$ 65	\$ 265
Niagara RNS12	\$ 205		\$ 270

**Niagra Brand is preferred product and shall not be substituted without agency approval*

Misc. Costs

Rescheduled Appointment Fee	\$ 35 <i>per home</i>
Rush Customer Fee	\$110 <i>per home</i>

**pricing is based off of having an average 16 toilets per daily route*



TOILET INSTALLATION OPTION

<i>Model</i>	<i>Assessment</i>	<i>Product</i>	<i>Installation</i>	<i>Total Cost per Device</i>
Niagara ENS12		\$175		\$ 460
Niagara RNS10	\$ 50	\$200	\$160	\$ 555
Niagara RNS12		\$205		\$ 540

**Niagara Brand is preferred product and shall not be substituted without agency approval*

MISC. COSTS

Reschedule Fee	\$ 65 per home
Rush Customer Fee	\$ 110 per home
Dropout Fee (can't install)	\$ 90 per home
Service Call Inspection	\$ 75 per home

REPAIR COSTS

Flange	\$150 per toilet
Angle Stop (only if required to install the toilet)	\$80 per toilet

**pricing is based off of having an average 3 installs per day*



OPTIONAL ADD-ON SERVICES

SERVICE	COST
Three Year Water-Use History Report (per customer)	\$20
*Marketing Material cost does not include printing or dissemination of the collateral designed.	



Contract Terms and Conditions

This agreement states the terms and conditions under which EcoTech Services, Inc. (EcoTech) will provide high-efficiency toilet delivery and installation to Liberty Utilities.

- 1. NET 30 PAYMENT:** EcoTech shall invoice LU on the first day of each month for past services rendered. LU agrees to pay the amount invoiced in full within (thirty) 30 days.
- 2. LIABILITY:** It is understood between the parties that EcoTech is an independent contractor and that LU assumes no liability to EcoTech or EcoTech's employees, unless such injury is caused by LU's negligence. It is further understood that EcoTech is not liable for any damage of any kind that is not caused by the negligence of EcoTech, its agents or employees.
- 3. TERMINATION:** This Agreement may be terminated by either party by giving written notice not less than thirty (30) days in advance. A terminated agreement will be prorated to the remaining days after written notice is received. It is understood that the contractor need not perform any work, nor give any notice to terminate, if LU refuses to pay as specified above.
- 4.** If during the course of the program material cost increase more than 5% a change order will be required to continue with the program.

LIBERTY UTILITIES REPRESENTATIVE

Signature

Date

Print

For payment, checks must be made payable to EcoTech Services, Inc. Any payment or billing questions should be directed to:

Veronica Quezada
Director of Accounting
vquezada@ecotechservices.net
626-788-5652



Product Specifications



ENS12

THE ORIGINAL™ 0.8 GPF SINGLE FLUSH TOILET

Elongated Bowl with 12" Rough-In

FEATURES

- Quiet, powerful flush delivered with a patented Stealth flush chamber and air transfer system
- Reliable standard Fluidmaster fill valve
- One flush thoroughly evacuates the bowl every time, eliminating double flushing
- Smooth, low friction ceramic surface helps achieve a clear bowl every time
- Two-piece toilet
- Stylish, inconspicuous and durable flush button
- EZ Height design makes it easier to sit and stand
- No flapper to cause leakage

SPECIFICATIONS



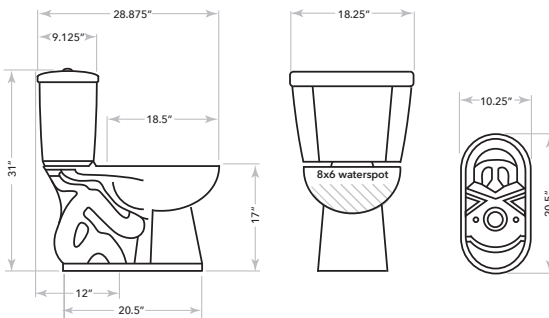
Materials: Vitreous China

Finish Color: White

ASME Certification: A112.19.2

CSA Certification: B45.1

MEASUREMENTS



BULK PACKAGING

N7717 Elongated Bowl

UPC Code 732291771733

Packaging Type Kraft Corrugated

Packaging Dimensions 16" W
17.5" H
29.5" D

Packaging Weight 53 lbs

Skid Quantity 18 or 12

N7714 Tank

UPC Code 732291771429

Packaging Type Kraft Corrugated

Packaging Dimensions 9.5" W
17" H
19" D

Packaging Weight 37 lbs

Skid Quantity 30

*LIMITED LIFETIME WARRANTY on vitreous china products. Toilet tank trim: fill valve and flush valve assembly and plumbing fittings are warranted for a period of ten (10) years to the purchaser from the date of purchase. Call Niagara for complete warranty details.

CORPORATE HQ 1200 Lakeside Parkway, Suite 450, Flower Mound, Texas 75028 USA
© 2018 Niagara Conservation May 8, 2018 2:15 PM

(t) 800.831.8383 (p) 817.391.0800 (f) 682.200.6962 (e) info@niagaracorp.com

niagaracorp.com





RNS10

THE ORIGINAL™

0.8 GPF SINGLE FLUSH TOILET

Round Bowl with 10" Rough-In

FEATURES

- Quiet, powerful flush delivered with a patented Stealth flush chamber and air transfer system
- Reliable standard Fluidmaster fill valve
- One flush thoroughly evacuates the bowl every time, eliminating double flushing
- Smooth, low friction ceramic surface helps achieve a clear bowl every time
- Two-piece toilet
- Stylish, inconspicuous and durable flush button
- EZ Height design makes it easier to sit and stand
- No flapper to cause leakage

SPECIFICATIONS



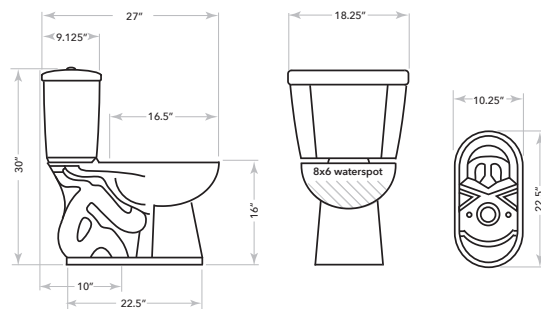
Materials: Vitreous China

Finish Color: White

ASME Certification: A112.19.2

CSA Certification: B45.1

MEASUREMENTS



BULK PACKAGING

N7726RB Round Bowl	
UPC Code	732291772600
Packaging Type	Kraft Corrugated
Packaging Dimensions	15.5" W 16.5" H 27.5" D
Packaging Weight	50 lbs
Skid Quantity	18 or 12
N7714 Tank	
UPC Code	732291771429
Packaging Type	Kraft Corrugated
Packaging Dimensions	9.5" W 17" H 19" D
Packaging Weight	37 lbs
Skid Quantity	30

*LIMITED LIFETIME WARRANTY on vitreous china products. Toilet tank trim: fill valve and flush valve assembly and plumbing fittings are warranted for a period of ten (10) years to the purchaser from the date of purchase. Call Niagara Conservation™ for complete warranty details.

CORPORATE HQ 1200 Lakeside Parkway, Suite 450, Flower Mound, Texas 75028 USA
© 2018 Niagara Conservation October 5, 2018 10:13 AM

To place an order, please contact:
(t) 800.831.8383 (p) 817.391.0800 (f) 682.200.6962 (e) info@niagaracorp.com
niagaracorp.com





RNS12

THE ORIGINAL™

0.8 GPF SINGLE FLUSH TOILET

Round Bowl with 12" Rough-In

FEATURES

- Quiet, powerful flush delivered with a patented Stealth flush chamber and air transfer system
- Reliable standard Fluidmaster fill valve
- One flush thoroughly evacuates the bowl every time, eliminating double flushing
- Smooth, low friction ceramic surface helps achieve a clear bowl every time
- Two-piece toilet
- Stylish, inconspicuous and durable flush button
- EZ Height design makes it easier to sit and stand
- No flapper to cause leakage

SPECIFICATIONS



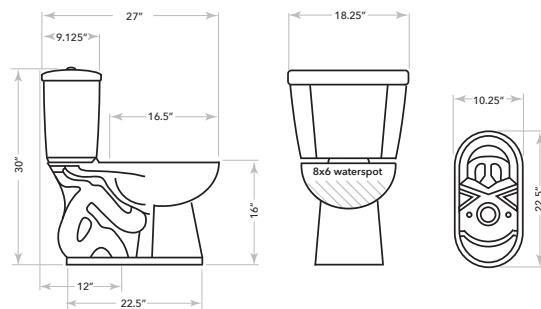
Materials: Vitreous China

Finish Color: White

ASME Certification: A112.19.2

CSA Certification: B45.1

MEASUREMENTS



BULK PACKAGING

N7716 Round Bowl	
UPC Code	732291771641
Packaging Type	Kraft Corrugated
Packaging Dimensions	15.5" W 16.5" H 27.5" D
Packaging Weight	50 lbs
Skid Quantity	18 or 12
N7714 Tank	
UPC Code	732291771429
Packaging Type	Kraft Corrugated
Packaging Dimensions	9.5" W 17" H 19" D
Packaging Weight	37 lbs
Skid Quantity	30

*LIMITED LIFETIME WARRANTY on vitreous china products. Toilet tank trim: fill valve and flush valve assembly and plumbing fittings are warranted for a period of ten (10) years to the purchaser from the date of purchase. Call Niagara Conservation™ for complete warranty details.

CORPORATE HQ 1200 Lakeside Parkway, Suite 450, Flower Mound, Texas 75028 USA
© 2018 Niagara Conservation October 5, 2018 10:13 AM

To place an order, please contact:
(t) 800.831.8383 (p) 817.391.0800 (f) 682.200.6962 (e) info@niagaracorp.com
niagaracorp.com



LUAV recognizes water use efficiency as an integral component of its current and future water strategy for the service area. LUAV has pursued conservation in an effort to reduce demand and stretch existing water supplies. The following is a description of the conservation programs offered by LUAV in 2022.

Single Family, HOA, & Large Landscape Survey

Water use surveys are available at no cost to residential, institutional and governmental customers. Liberty Utilities contracted with Water Wise Consulting, Inc., a certified water survey company, to perform indepth indoor/outdoor water surveys. Water Wise Consulting, Inc. provides data to assist the customer in their water conservation efforts. Water Wise Consulting, Inc performed 76 residential surveys in 2022 at a total cost of \$13,300.

Single-Family & Multi- Family High Efficiency Toilet Direct Delivery

LUAV offered a program designed to retrofit high consumption toilets with newer high efficiency toilets in single-family and multi-family homes built before 1992. The program was promoted through fliers, customer service representatives, social media, mailers, and website advertisements. UHETs use only .8 gallons per flush, compared to older models which use anywhere from 3 - 7 gallons per flush. This program was offered to all LUAV customers from 2011 through 2018, CAP customers only in 2019, and all LUAV customers 2020 through 2022. Liberty Utilities contracted with Eco Tech Services, Inc. and in 2022, the Direct Toilet Program included 267 toilets in Apple Valley at a total cost of \$129,205. The program was at no cost to the customer.

Smart Irrigation Controller/Nozzle Pilot Program

LUAV offered a Smart Irrigation Controller/Nozzle Pilot Program in 2022 to encourage customers to reduce irrigation usage by installing high efficiency controllers and water efficient irrigation nozzles. This program targeted LUAV high-consumption residential users in an effort to educate them on the benefits and water savings. Total cost of program to LUAV was \$19,381.

Public Information & Outreach

LUAV employed a full-time Water Use Efficiency Program Manager to implement Best Management Practices for water efficiency activities and programs. The recorded labor costs in 2022 were \$140,389.

Public Information Program recognize the continued need to maintain and increase the community's awareness of water and the need to use it wisely. LUAV uses a wide array of media outlets in an effort to inform customers on drought status, efficiency programs, and water efficiency tips. This education is free to our customers and offered in the form of bill inserts, online video library, workshops, and community outreach events. Due to the pandemic, we adapted our workshops to be conducted virtually and offered online. Liberty began in person events, including some workshops, again in February 2022. Consumption information for the same month from the previous year is provided on the customer's bill to help customers understand year to year usage. LUAV The total costs for these programs were \$134,556 in 2022.

No Cost Conservation Kits

No Cost Conservation Kits are available to all LUAV customers and provided when applying on-line, calling office requesting a kit and during water surveys. This program was implemented during the Covid pandemic to continue providing our customers the tools to continue conserving. A third party contractor was hired to assemble and ship kits directly to the customer. In May 2022, Liberty expanded the number of options of conservation kits to be more effective and efficient for customers' conservation needs. The expanded options include an indoor kit, outdoor kit, drip irrigation kit, leak kit, and winter kit. Customers can request any combination of kits or all to meet their needs. This program is part of the overall Public Information and Outreach program. A total of 1,156 kits were purchased in 2022, at a total cost of \$24,937.

Rain Barrel Distribution Program

LUAV offered rainbarrels at a discounted price of \$20 each for qualifying customers. This program is part of the overall Public Information and Outreach program. In 2022, 222 barrels were distributed at a total cost of \$10,785.

Hot Water Recirculating Pump Rebate Program

LUAV offers rebates to our residential customers. Liberty offers a rebate of up to \$175 per customer towards the purchase of a hot water recirculating system for up to two systems. In 2022, 12 rebates were provided at a total cost of \$1,431.

Low Income Programs

Liberty Utilities Apple Valley has several programs and incentives available to its low-income customers including the following: (1) California Alternative Rates For Water or CAP Program, (2) Water Use Surveys, (3) Multi-Family/Single-Family Home UHET Distribution Program, (4) Drip Irrigation Kits, (5) Irrigation Nozzle Replacements/Smart Irrigation Controllers, (6) Garden Hose Timers, and (7) Hot Water Recirculating Pumps. As described above, these programs are promoted through social media, company website, news letters, and mailers. Additionally, these programs are promoted at all virtual conservation and outreach events where LUAV is a participant. At these events, LUAV is able to inform customers of the programs designed to help customers with limited income.

Name of Measure	Description of Measure	# of units / activities purchased, provided, performed
Water Wise Water Surveys	<i>Professional Water Audits</i>	
	<i>Residential-On Site</i>	68
Single-Family & Multi-Family High Efficiency Toilet Direct Delivery	<i>Delivered and installed UHET Toilets to LU Customers</i>	
	<i>Ultra-High Efficiency Toilet</i>	203
No Cost Conservation Kits	<p><i>Provide conservation tools to customers to improve water efficiency. Includes two 1.0 gpm aerators, one 1.5 gpm kitchen aerator, shut off spray nozzle, leak detection tablets, 5 minute shower timers, moisture meter. This kit was discontinued in May 2022 to allow for more conservation options for our customers.</i></p>	<p>225</p>
	<i>Kitchen Aerator 1.5 gpm</i>	225
	<i>Bathroom Aerator 1.0 gpm</i>	450
	<i>Moisture meters</i>	225
	<i>Leak detection tablets</i>	225
	<i>Shower timers</i>	225
	<i>Shut off nozzles</i>	225
	<p><i>Provide conservation tools to customers to improve water efficiency. Beginning in May 2022, There are 4 kit options available for customers to select from to fit their conservation needs. The indoor kit Includes two 1.0 gpm aerators, one 1.5 gpm kitchen aerator, leak detection tablets, 5 minute shower timers, and a toilet flapper. The outdoor kit includes one soil moisture meter, one hose nozzle, 3 sprinkler gauges, a garden hose repair kit, and sealing tape. The drip irrigation kit includes 10 drip emitters, 10 goof plugs, a pipe cutter, 2 360 adjustable drip, and a drip punch tool. The leak kit includes toilet leak detection tablets, sealing tape, 10 goof plugs, and a drip gauge/flow meter bag.</i></p>	
	<i>Indoor Kit</i>	250
	<i>Outdoor Kit</i>	275

	<i>Drip Irrigation Kit</i>	150
	<i>Leak Kit</i>	250
Hot Water Recirculating Pump	<i>Liberty offers a rebate of \$175 per customer towards the purchase of a hot water recirculating system.</i>	
	<i>Residential Hot Water Recirculating Pump</i>	2
Rain Barrels	<i>Rain Barrels Distribution offers a workshop on rainwater harvesting as well as purchase of rain barrel at discounted price of \$20. Liberty pays remaining \$45 from vendor as direct rebate.</i>	175
	<i>Rain Barrels Distribution offers a workshop on rainwater harvesting as well as provide attendees rainwater harvesting barrels valued at \$65.</i>	299
SoCal Gas Partnership	<i>Liberty Park Water continues to partner with the Southern California Gas Company and their Energy Saving Assistance Program (EAS). This program is offered to Liberty's qualified CARW customers. The program replaces existing high water wasting clothes washers with the delivery and installation of a new High Efficiency Clothes Washer (HECW)</i>	
Total Programs		
Public Information & Outreach		
	<i>Provide water conservation resources and advertise water conservation programs through communication mediums such as mailers, banners, Newsletters, emails, Radio ads and Facebook. Educational workshops, resources and training on conservation topics such as fixing leaks, efficient irrigation and drought tolerant plants.</i>	
TOTAL		

\$ per unit, activity, etc.	Total \$ Spent
\$ 175.00	\$ 11,900.00
\$ 451.00	\$ 91,554.00
\$ 12.00	\$ 3,386.98
	\$ 16,507.63
\$ 15.52	
\$ 13.97	

\$	31.16	
\$	2.41	
\$	175.00	\$ 350.00
\$	45.00	\$ 8,963.90
\$	65.00	\$ 20,984.76
		\$ 36,626.00
		\$ 190,273.27
		\$ 132,183.36
		\$ 322,456.63

**AMENDMENT TO INTER-UTILITY SERVICE
AND NONDISCLOSURE AGREEMENT**

This Amendment (this "Amendment") dated as of November 06, 2017 (the "Effective Date"), is by and between Southern California Gas Company ("SoCalGas") and Liberty Utilities (Park Water) Corp. ("Liberty Park Water"), and is made with respect to that certain Inter-Utility Service and Nondisclosure Agreement (the "Agreement") dated as of July 23, 2013, and executed by and between SoCalGas and Park Water Company ("Park Water"). Liberty Park Water is the same entity and company as Park Water, pursuant to a name change that became effected on January 11, 2016. Capitalized terms used in this Amendment shall have the same definitions as such terms were given in the Agreement.

This Amendment hereby amends and modifies the Agreement, effective as of the Effective Date unless otherwise indicated, as set forth in detail below:

1) All references to "Park Water" in the Agreement – including all of the Agreement's Schedules and Exhibits – shall be changed to "Liberty Park Water," and all references to "Park Water Company" shall be changed to "Liberty Utilities (Park Water) Corp."

2) The name of SoCalGas's Representative Hugh Yao shall be replaced with John Cullum.

3) In Section 4 of Schedule B of the Agreement (page 6 of the Agreement), SoCalGas's Representative Hugh Yao and his contact information shall be deleted in their entirety and shall be replaced with the following:

"If to SoCalGas John Cullum
 Mail Stop 20B9
 555 W, 5th Street
 Los Angeles, CA 90013
 213-244-3251
 JCullum@semprautilities.com"

4) In Section 4 of Schedule B of the Agreement (page 6 of the Agreement), Liberty Park Water's Representative Tammie Myers and her contact information shall be deleted in their entirety and shall be replaced with the following:

"If to Liberty Park Water Liberty Utilities (Park Water) Corp.
 9750 Washburn Road
 Downey, CA 90241
 562-923-0711
 Attention: Water Conservation Coordinator
 Sarah.Rae@libertyutilities.com"

5) In Section 3 of Schedule D of the Agreement (page 11 of the Agreement), Liberty Park Water's address for sending invoices shall be deleted in its entirety and shall be replaced with the following:

“Liberty Utilities (Park Water) Corp.
PO Box 7002
9750 Washburn Road
Downey, CA 90241
562-923-0711
Attention: Sarah Rae, Water Conservation Coordinator”

6) In Exhibit A to Schedule C of the Agreement (page 10 of the Agreement), a new paragraph “3” shall be added that states as follows:

“3. In addition, SoCalGas shall, either directly or through the ESA Program Contractor(s), deliver and install the following energy saving devices, and shall invoice Liberty Utilities the corresponding rebate amounts as set forth below:

Rebated Measure(s)	Rebate Amount
Thermostatic Shower Valve (TSV)	\$ 6.00
Thermostatic Tub Spout	\$ 6.00
Faucet Aerator (Kitchen or Bath)	\$ 1.00
LF Showerhead (Regular or Handheld)	\$ 6.00

Liberty Park Water shall pay the invoices for these devices in accordance with the terms set forth in paragraphs 1 and 2 above.”

7) The rest of the Agreement remains the same without any changes.

IN WITNESS WHEREOF, the Parties have executed this Amendment on the respective dates entered below.

Southern California Gas Company

Liberty Utilities (Park Water) Corp.

By: Daniel J. Rendler

By: Paulette Sproul

Print Name: Daniel J. Rendler

Print Name: Paulette Sproul

Title: Director- Customer Programs & Assistance

Title: Director, Customer Care
Liberty Utilities (California)

Date: Nov. 6, 2017

Date: Nov. 6/17

Data Request #027-CR

4a) CAP

Company	Business Unit	Object Account	Subsidiary	Account Description	Cumulative 12 Actual 2021
04100	4100	2701	14	Low Income Discount	452,104.00
04100	4100	3301	14	Low Income Discount	452,104.25
04400	4400	4701	35	Low Income Discount	-23,117.36
Grand Total					881,090.89

Hubble [JPD910]

FILE HOME DESIGN INQUIRY OBJECTS FORMATTING VIEW CONFIGURATOR EXPLORER

Run Open Save Close Inquiry Close All Permissions Manage Folders PDF Excel Word PDF Options Excel Options Word Options Inquiry Options Welcome Options Enter Comments Comments

GL General Ledger

Business Unit * Object Account 2701,3301,4501,4701 Subsidiary


Company 04100,04400 BU Cat Codes * Object Cat Code

Subledger * Subledger Cat Codes * Grid Hierarchy

Period CE12 Year 2021,2022 Ledger

Company	Business Unit	Object Account	Subsidiary	Account Description	Cumulative 12 Actual 2021	Cumulative 12 Actual 2022
04100	4100	2701	14	Low Income Discount	452,104.00	452,104.00
04100	4100	3301	14	Low Income Discount	452,104.25	68,610.25
04400	4400	4701	35	Low Income Discount	-23,117.36	-37,607.95
Grand Total					881,090.89	483,106.30

GL Transactions GL Balances

 Ready

10:40:45 AM 4/24/2024



* Ledger:

OL ⊗

Hierarchy ID:

▼ Data Analysis Graphical I

CA Water DR TB + ⊙ Filter

Company Code	G/L Acco
	OCOAI13
3099	OCOAI26

Result

2CCFITRIALBALQ0001 / Trial Balance
2CIFIGLBALCUBE / G/L Account Balance Cube
04/26/2024 / 02:49:13 pm
04/26/2024 / 02:49:11 pm
TTHONG / Tiffany Thong

[2022 - 2023] ; 2023
3099
130300 ; 260300
0L
0L
01/01/2023
04/26/2024
12/31/2023
TTHONG

3099
0000130300 ; 0000260300
0L
20230101
0L
20231231
[2022 - 2023] ; 2023
16146009 ; 16242010
Ending Balance in Company Code Currency

G/L Account	Profit Cent	Regulatory Acc
OCOA/130300	CRA ClnEn AQN1/102	16146009 ODD-Low I
OCOA/260300	LTRL ClnEr AQN1/102	16242010 ODC-Low I
	AQN1/102	16242010 ODC-Low I



* Company Code:

* Posting Date From:

* Posting Date To:

3099

01/01/2023

12/31/2023

Profit Center:

Display Query Information

Sort Hierarchy Drilldown Display Measures Totals

Account	Profit Center	Regulator	Ending Balance in ...
30300	CRA ClnEnergyCst... AQN1/10215	16146009	\$ 455,157.96
	AQN1/10215	16242010	\$ 0.00
50300	LTRL ClnEnergyCst... AQN1/10217	16242010	\$ -45,950.91
			\$ 409,207.05

Ending Balance in Company Code Currency	
	455,157.96 USD
	0.00 USD
	-45,950.91 USD
	409,207.05 USD

Hide Filter Bar Adapt Filters (5) [Go](#)

o:

G/L Account:

130300 ⊗ 260300 ⊗



Jump to ▾



ATTACHMENT 2-8

DATA REQUEST RESPONSE 20-CR



Liberty Utilities (Park Water) Corp.
9750 Washburn Road
Downey, CA 90241-7002
Tel: 562-923-0711

March 25, 2024

DATA REQUEST RESPONSE

LIBERTY UTILITIES (PARK WATER) CORP.

A.24-01-002

LIBERTY UTILITIES (APPLE VALLEY RANCHOS WATER) CORP.

A.24-01-003

Test Year 2025 General Rate Case

Data Request No.: 020-CR (CAP)
Requesting Party: Public Advocates Office
Originator: Suliman Ibrahim Suliman.Ibrahim@cpuc.ca.gov
Peter Chau Peter.Chau@cpuc.ca.gov
Chris Ronco Chris.Ronco@cpuc.ca.gov
Date Received: March 15, 2024
Due Date: March 22, 2024
Extension Granted: March 28, 2024

Note: References are for A.24-01-002 (Park) Application and accompanying exhibits.

REQUEST NO. 1:

The following refers to Subsection 2 of the Section on Low Income-Assistance Program in Exhibit B “Revenue Requirement Reports,” for both Liberty AVR and Park.

- a) For AVR, the report states the “Customer Assistance Program (“CAP”) is funded by a surcharge, currently \$3.90 per month, applicable to all non-eligible customers.” Is Park’s CAP program also funded by a \$3.90 per month surcharge on non-eligible customers? If not, what is the per month surcharge for Park non-eligible customers?
- b) For both AVR and Park, Liberty is proposing to increase the \$10.00 per month surcredit for CAP customers by the authorized increase to rates in this proceeding. Please provide the following in excel format. Be sure to include all calculations that support the result:

- i) What Liberty's requested increase for Park and AVR's CAP surcredit would be if the proposed revenue increase is approved in this application.
- ii) The surcharge on non-CAP customers for Park and AVR to support this increase to the surcredit.

RESPONSE:

- a) No. Liberty Park's CAP program is funded by a surcharge of \$7.23 per month on non-eligible customers as indicated on page 24 of Exhibit B Park Revenue Requirement Report.
- b) If Liberty's requested increases were approved, Liberty requests a monthly discount rate of \$11.01 and surcharge rate of \$5.09 for Liberty AV and a monthly discount rate of \$12.21 and surcharge rate \$6.63 for Liberty Park. The monthly surcharge rates were developed using estimated 2023 CAP and non-CAP customers and CAP balancing account balances. Liberty will provide updated monthly discount and surcharge rates once actual 2023 data is available.

Please see the attachments with preface Q1 for the development of monthly discount and surcharge rates for Liberty AV and Liberty Park.

REQUEST NO. 2:

The reports state "Liberty provides additional measure to assist customer who are struggling to pay their water bills, including extending bill arrearage payment arrangements and implementing Operation Round Up, which is a charitable program that is offered by many utility and electric companies across the country."

- a) Is AVR currently offering Operation Round Up to customers? If yes, please answer the following questions (except for question 2(a)(iii). If no, please write "not applicable" for questions 2(a)(i) and 2(a)(ii) and answer question 2(a)(iii):
 - i) How do customers choose to round up their bill?
 - (1) How do customers choose to stop rounding up their bill if they wish to do so?
 - ii) How do customers enroll in the program to receive the aid?
 - (1) How is AVR redistributing the rounded up bill amounts to enrolled customers?
 - iii) Does AVR plan to offer Operation Round Up to customers? If so, please provide a detailed timeline for implementation, including how customers will enroll for

rounding up their bills and how customers will receive the aid.

b) Is Park currently offering Operation Round Up to customers? If yes, please answer the following questions except for question 2(b)(iii). If no, please write “not applicable” for questions 2(b)(i) and 2(b)(ii) and answer question 2(b)(iii):

i) How do customers choose to round up their bill?

(1) How do customers choose to stop rounding up their bill if they wish to do so?

ii) How do customers enroll in the program to receive the aid?

(1) How is Park redistributing the rounded up bill amounts to enrolled customers?

iii) Does Park plan to offer Operation Round Up to customers? If so, please provide a detailed timeline for implementation, including how customers will enroll for rounding up their bills and how customers will receive the aid.

c) If either or both of Park and AVR are currently offering the Operation Round Program, please complete the below table of data, in Excel format.

	Park			AVR		
Year	# of customers rounding up	# of customers receiving aid	Total amount rounded up	# of customers rounding up	# of customers receiving aid	Total amount rounded up
2023	XXX	XXX	\$XX.XX	XXX	XXX	\$XX.XX
2022	XXX	XXX	\$XX.XX	XXX	XXX	\$XX.XX
...	XXX	XXX	\$XX.XX	XXX	XXX	\$XX.XX

RESPONSE:

The testimony regarding Operation Round Up on page 23 of Exhibits B AVR Revenue

Requirement Report and Park Revenue Requirement Report is an error. Liberty does not offer this program. Liberty will file errata to have this corrected during the course of this proceeding.

This completes the response to Data Request No. 020-CR. If you have any questions, or require additional information, please contact me.

Sincerely,

LIBERTY UTILITIES (PARK WATER) CORP.

/s/ Tiffany Thong

TIFFANY THONG

Manager, Rates and Regulatory Affairs

(562) 923-0711

Tiffany.Thong@libertyutilities.com

Attachments

Utility Name	Balancing Account Name	Balancing Account Description	Authorizing Decision or Resolution or Advice Letter	Balance as of End of June 30, 2014 *	Balance as of End of December 31, 2014 *	Balance as of End of June 30, 2015 *	Balance as of End of December 31, 2015 *	Balance as of End of June 30, 2016 *	Balance as of End of December 31, 2016 *	Balance as of End of June 30, 2017 *	Balance as of End of December 31, 2017 *	Balance as of End of June 30, 2018 *	Balance as of End of December 31, 2018 *	Balance as of End of June 30, 2019 *	Balance as of End of December 31, 2019 *	Balance as of End of June 30, 2020 *	Balance as of End of December 31, 2020 *	Balance as of End of June 30, 2021 *	Balance as of End of December 31, 2021 *	Balance as of End of June 30, 2022 *	Balance as of End of December 31, 2022 *	Balance as of End of June 30, 2023 *	Balance as of End of December 31, 2023 *	Most Recent Review/Audit (either GRC or other method)	Notes or Comments	
	CARW Revenue Reallocation BA	Tracks recorded discounts and surcharges	D. 16.01.000; January 14, 2016	(\$562,587.00)	(\$526,140.51)	(\$499,469.58)	(\$492,649.67)	(\$130,307.82)	\$383,439.79	\$597,041.23	\$809,072.27	\$1,104,399.58	\$1,607,153.08	\$2,196,394.02	\$2,836,649.16	\$3,043,823.18	\$3,149,656.56	\$2,837,913.77	\$2,506,983.56	\$2,154,169.76	\$1,809,671.40	\$1,660,017.65	\$1,620,832.67	A-21-07-003, D. 23-02-003	AL 331- W-4 authorized the over-collected balance recorded through December 31, 2021 be embedded in the surcharge rate for Schedule No. CAP-K, effective April 7, 2023.	
* A positive balance reflects an overcollection. A negative balance reflects an under-collection.																										

Utility Name	Balancing Account Name	Balancing Account Description	Authorizing Decision or Resolution or Advice Letter	Balance as of End of June 30, 2014	Balance as of End of December 2014	Balance as of End of June 30, 2015	Balance as of End of June 30, 2017	Balance as of End of December 31, 2017	Balance as of End of June 30, 2018	Balance as of End of December 31, 2018	Balance as of End of June 30, 2019	Balance as of End of December 31, 2019	Balance as of End of June 30, 2020	Balance as of End of December 31, 2020	Balance as of End of June 30, 2021	Balance as of End of December 31, 2021	Balance as of End of June 30, 2022	Balance as of End of December 31, 2022	Balance as of End of June 30, 2023	Balance as of End of December 31, 2023	Most Recent Completed Review/Audit	Notes or Comments
Liberty Utilities Apple Valley Ranches Water Corp.	Total Number of Connections per 2022 Annual Report is 21,000																					
	CARW Revenue Reallocation BA	Tracks recorded discounts and surcharges	0.05, 12.020, December 15, 2005/0.08,09,026, September 18, 2008/0.12,09,004, September 13, 2012/0.15,11,000, November 19, 2015	(\$583,743.00)	(\$715,291.52)	(\$824,858.70)	(\$877,500.50)	(\$1,000,358.43)	(\$1,111,141.89)	(\$1,215,708.04)	(\$1,303,541.20)	(\$1,378,024.20)	(\$1,458,222.70)	(\$1,517,479.82)	(\$1,121,395.00)	(\$881,090.89)	(\$671,728.82)	(\$481,106.30)	(\$360,728.04)	(\$501,108.87)	A-21-07-003, D-23-03-003	At 209-W-A authorized the under-collected balance recorded through December 31, 2023 be embedded in the surcharge rate for Schedule No. CAP-SC, effective April 7, 2023.

A positive balance reflects an overcollection. A negative balance reflects an under-collection.

APPENDIX C

PARK & AVR EXPENSE RECEIPTS